

# Czech Open 2025

Prague

Frank Rasche

04/19/2025

## Table of content

<b>General information</b>	<b>4</b>
<b>Glicko-things</b>	<b>6</b>
Brief summary	6
Elo	6
Glicko	6
Glicko-2	6
Ratinglist	7
List of games	10
List of upsets	103
<b>Offence and Defence</b>	<b>106</b>
Offence values	106
Defence values	108
<b>Some numbers about the players</b>	<b>111</b>
Bernhauser, Erik	111
Boštík, Michal	113
Božič, Anže	115
Bucek, Tomáš	117
Caics, Edgars	119
Chlebo, Ondřej	121
Chylík ml., Jiří	123
Dion, Martin	125
Dion, Till	127
Dvořáček, David	129
Fuchs, Petr	131
Gripp, Annika	133
Gripp, Gunnar	135
Gruncl, Ondřej	137
Hansson, Jan-Olof	139
Henttonen, Ville	141
Hermansson, Gustaf	143
Herold, Adam	145
Herold, Kryštof	147
Holub, Lukáš	149
Holub, Petr	151
Hrnčář, Radek	153
Hudec, Karol	155
Janouškovec, Jan	157
Janouškovec, Pavel	159
Jerabek, Daniel	161
Jež, Robert	163
Kadlec, Daniel	165
Kahoun ml., Tomáš	167
Kalniņš, Rainers	169
Kalniņš, Sandis	171
Karlsson, Bie	173

Kasnar, Vojtěch	175
Kimberg, Anton	177
Klazar, Matyáš	179
Klazar, Petr	181
Kobrlé, Michal	183
Kopřiva, Adam	185
Kraus, Vladimír	187
Kraus, Vojtěch	189
Krejza, Aleš	191
Kubica, Miloslav	193
Kubáč, Jiří	195
Kurka, Josef	197
Kurzemnieks, Krišjānis	199
Lahučký, Tomáš	201
Larsson, Emil	203
Lasmanis, Gints	205
Lebl, Kryštof	207
Ležík, Matej	209
Lopaur, Zdeněk	211
Maděra, Martin	213
Marek, František	215
Matýsek, Daniel	217
Matýsek, Jakub	219
Moravec St., Martin	221
Moravec ml., Michael	223
Månsson, Truls	225
Naglis, Edgars	227
Naglis, Kristaps	229
Nechutný, Hynek	231
Nilsson, Eddie	233
Nilsson, Henrik	235
Nádvorník, Martin	237
Nádvorník, Vít	239
Pala, Aleš	241
Pernica, Vít	243
Petr, Patrik	245
Pikl, Václav	247
Plešák, Pavel	249
Pohořalý, Pavel	251
Pommerenke, Ralph	253
Pošík ml., Jiří	255
Pošík, Vojtěch	257
Príhoda, Ludek	259
Remeika, Gintautas	261
Remeika, Žygimantas	263
Reķis, Jēkabs	265
Rjavec, Bernard	267
Růžička, Tomáš	269
Saulītis, Mikus	271
Saulītis, Renārs	273
Sedláček, Josef	275
Sládek, Jakub	277
Stanzelova, Vera	279
Tabara, Oliver	281
Tabara, Oskar	283
Thomas, Simon	285
Touš, Michal	287
Vacke, Vojtěch	289
Vomáčka, Jonáš	291
Vomáčka, Roman	293
Vácha, Jiří	295
Werner, Filip	297

Zemņickis, Jānis . . . . .	299
Zupančič, Domen . . . . .	301
Černoch, Miroslav . . . . .	303
Ševr, Miloš . . . . .	305
Škrlep, Nejc . . . . .	307
Šmíd, David . . . . .	309
Šurýn, Antonín . . . . .	311
Ženíšek, Martin . . . . .	313
Вербицкий, Микола . . . . .	315
Кондрашевський, Любомир . . . . .	317
Матанцев, Евгений . . . . .	319
Разкевич, Михайло . . . . .	321
Стороженко, Гліб . . . . .	323
Целуйко, Артём . . . . .	325

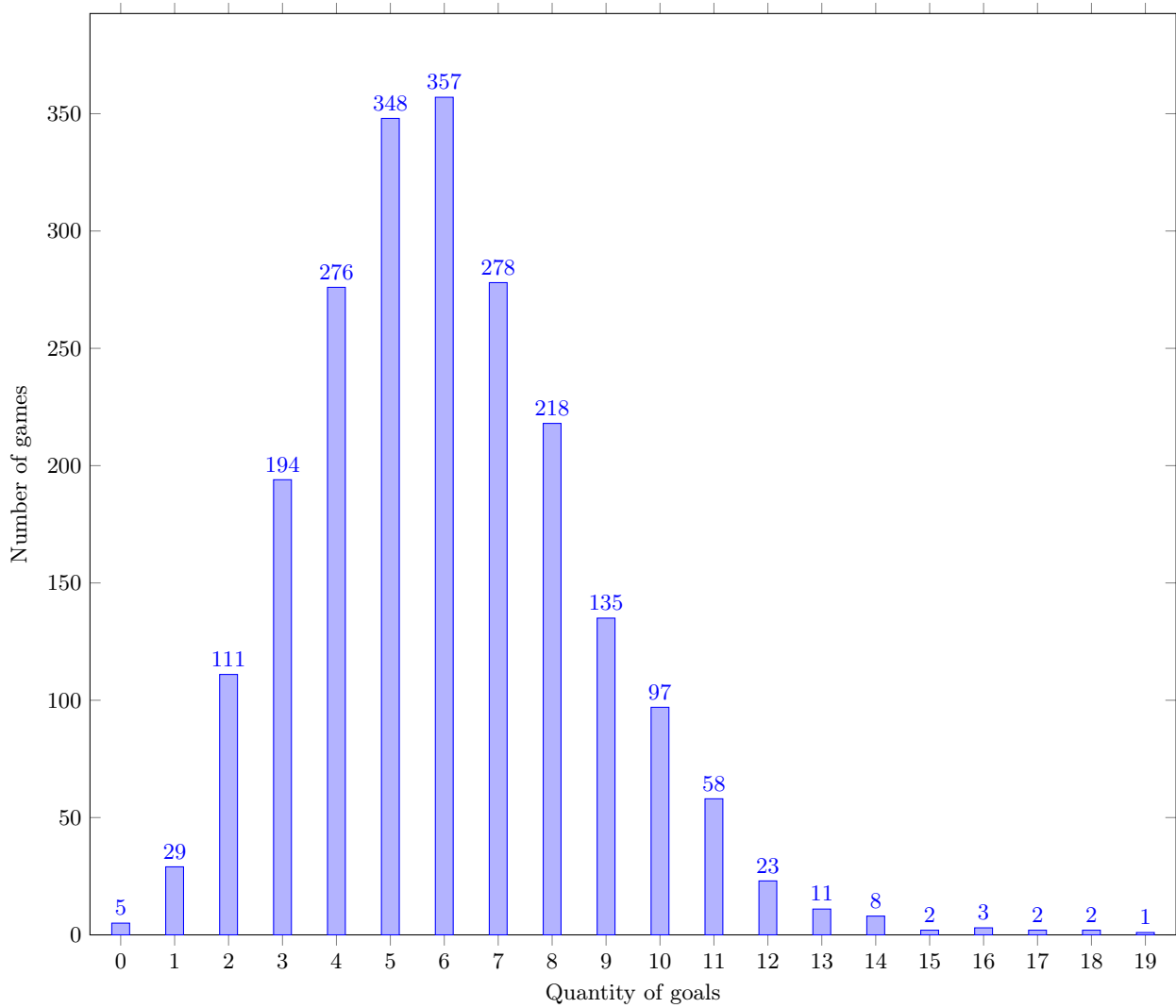


Figure 1: Number of matches with number of goals scored

## General information

You can find all results on the site of the [Czech Table Hockey Association](#).

In 2,158 matches, 13,030 goals were scored and there were 21 overtime matches.

The mean numbers of goals scored was 6.04. The median number of goals scored was 6.0. 19 was the highest number of goals scored in a match. The highest number of goals was scored in the match between Daniel and Michal, which ended 1 : 18.

Table 1: List of match results

Result	Quantity
3 : 2	161
4 : 2	136
4 : 1	129
2 : 1	123
3 : 1	104

Table 1: (Continuation)

Result	Quantity
5 : 2	100
5 : 1	92
4 : 0	89
4 : 3	87
2 : 2	83
3 : 3	77
3 : 0	71
6 : 2	68
6 : 1	66
1 : 1	59
5 : 0	58
5 : 3	56
6 : 0	52
2 : 0	52
6 : 3	42
7 : 1	41
4 : 4	35
7 : 2	29
1 : 0	29
6 : 4	28
8 : 1	26
7 : 0	25
5 : 4	22
8 : 2	19
8 : 0	18
7 : 3	17
9 : 1	17
9 : 0	16
7 : 4	15
5 : 5	15
6 : 5	11
8 : 3	10
9 : 2	10
10 : 1	6
11 : 0	6
8 : 4	5
0 : 0	5
12 : 0	4
6 : 6	4
9 : 3	4
10 : 3	3
10 : 2	3
8 : 7	2
10 : 4	2
11 : 3	2
13 : 0	2
8 : 5	2
9 : 4	2
7 : 5	2
18 : 1	1

Table 1: (Continuation)

Result	Quantity
17 : 1	1
18 : 0	1
12 : 5	1
9 : 8	1
10 : 6	1
15 : 1	1
16 : 0	1
12 : 2	1
13 : 1	1
14 : 0	1
9 : 5	1
11 : 2	1
12 : 1	1
11 : 1	1
10 : 0	1

## Glicko-things

You can read about Glicko and Glicko-2 on [Wikipedia](#). I use the Glicko-2-system described on [Mark Glickman's paper](#), with one difference: I carry out the evaluation for each individual game, not just at the end of a tournament.

### Brief summary

#### Elo

In the Elo-system, which was developed for calculating the playing strength of chess players and is still used there, each player is assigned a number that represents its playing strength. The difference between the Elo numbers of each player can then be used to determine the probability that one or the other player will win a game.

#### Glicko

Glicko is an extension of the Elo-system. It is used in addition to the value that represents the playing strength, the RD (*rating deviation*) is introduced. This indicates how confident the system is in its assessment of the player: The smaller the RD, the more accurately the Glicko value describes the player's actual playing strength (see also the legend for the rating table on page 7). In times, when the player is not playing, the RD increases slowly. This reflects the fact that, in the absence of the player's results, the system can then estimate his actual playing strength less accurately.

Rules of thumb: A difference of 100 in the Glicko values of two players means that the stronger player wins two out of three games. With a difference of 200, the stronger player wins three out of four games. With a difference of 400, the stronger player wins nine out of ten games.

#### Glicko-2

Glicko-2 is in turn an extension of the Glicko system. In the process a third parameter is introduced: volatility. It is a measure of how erratically a player plays. This means the following: It decreases if the actual outcome of the game matches the expected outcome determined using the glicko rating (i.e. the player with the higher glicko value wins), otherwise it increases.

It is used to determine the rate of increase of the players' RD in periods without games: If the player has a high volatility, his RD increases faster (in the Glicko system, the RD increases at the same rate for all players).

Each player starts with a volatility of 60 in his first recorded game (in fact, the volatility starts at 0.06, but if you enter a thousand times this, the figures become clearer).

The volatility does not appear in the rating table and the table with the individual games and their effects on the Glicko and RD values: These tables are already broad enough.

Later, however, in the sections on the individual players, the volatility is also given.

## Ratinglist

Table 2: Legend:

*G*: Sex (an f means a woman); *A*: Age group (V: O55, v: veteran, j: junior, J: U13); *Glicko*: Glicko-2-value; *RDs*: Rating deviation and (in parentheses) smallest ever reached rating deviation of the player. The probability is 67% that player's actual playing strength is in the interval  $Glicko \pm RD$ . The probability is 95% for the interval  $Glicko \pm 2*RD$  and 99% for the interval  $Glicko \pm 3*RD$ .  $\Delta Rank$ : Change of the rank in comparison with the rank before the regarded tournament;  $\Delta Glicko$ : the same with the Glicko-2-value; *Max*: The highest ever reached glicko value of the player, if the RD was at most 80 at this moment); *Min*: the same with the lowest Glicko-2-value; *Games*: Number of the considered games of the player; *W*, *D*, *L*: Number of wins, draws and losses; *+*: Number of goals scored by the player; *-*: Number of goals scored by the player's opponents; *Diff*: Goal difference; *Goal ratio*: Goal ratio per game

Rank	Player	G	A	Country	Glicko	RDs	$\Delta Rank$	$\Delta Glicko$	Max	Min	Games	W	D	L	+	-	Diff	Goal ratio
1	Kalniņš, Rainers			LAT	<b>2,360</b>	53 (52)		13↗	2,419	1,957	885	656	99	130	4,178	1,934	2,244	4.72:2.19
2	Petr, Patrik			CZE	<b>2,261</b>	50 (46)	1↗	9↗	2,370	2,087	1,423	942	177	304	6,389	3,464	2,925	4.49:2.43
3	Caics, Edgars			LAT	<b>2,239</b>	55 (52)	1↘	36↘	2,582	2,220	930	670	101	159	4,089	2,097	1,992	4.40:2.25
4	Nilsson, Eddie		j	SVE	<b>2,203</b>	51 (49)		29↘	2,250	1,760	802	451	120	231	2,819	1,922	897	3.51:2.40
5	Kobrlé, Michal			CZE	<b>2,150</b>	51 (48)	1↗	11↗	2,246	1,993	1,204	764	149	291	5,092	2,961	2,131	4.23:2.46
6	Матанцев, Евгений			UKR	<b>2,147</b>	51 (46)	1↘	44↘	2,426	1,985	1,215	824	134	257	5,201	2,863	2,338	4.28:2.36
7	Naglis, Edgars			LAT	<b>2,117</b>	49 (49)	1↗	14↗	2,165	1,965	587	318	91	178	2,283	1,652	631	3.89:2.81
8	Reķis, Jēkabs		j	LAT	<b>2,115</b>	52 (52)	1↘	5↗	2,139	1,925	505	272	71	162	1,606	1,203	403	3.18:2.38
9	Naglis, Kristaps			LAT	<b>2,089</b>	57 (53)	5↗	76↗	2,114	1,884	501	270	79	152	1,823	1,287	536	3.64:2.57
10	Chylik ml., Jiří			CZE	<b>2,082</b>	60 (53)	1↘	20↘	2,282	2,009	641	343	95	203	1,970	1,482	488	3.07:2.31
12	Lasmanis, Gints			LAT	<b>2,082</b>	52 (49)	3↗	57↗	2,292	1,981	823	474	112	237	2,866	2,027	839	3.48:2.46
13	Maděra, Martin			CZE	<b>2,075</b>	50 (50)	2↘	19↘	2,204	1,934	915	513	134	268	3,214	2,246	968	3.51:2.45
14	Ležák, Matej			CZE	<b>2,040</b>	57 (57)	13↗	104↗	2,193	1,878	443	240	66	137	1,372	988	384	3.10:2.23
15	Larsson, Emil			CZE	<b>2,027</b>	63 (62)	2↘	27↘	2,054	1,900	134	73	12	49	445	328	117	3.32:2.45
15	Larsson, Emil			SVE	<b>2,013</b>	54 (51)	1↗	22↗	2,241	1,974	693	341	107	245	2,298	1,864	434	3.32:2.69
16	Lebl, Kryštof			CZE	<b>2,006</b>	58 (48)	1↗	22↗	2,248	1,964	859	425	130	304	2,663	2,136	527	3.10:2.49
17	Saulītis, Mikus			LAT	<b>2,003</b>	54 (54)	7↗	57↗	2,039	1,839	438	208	68	162	1,305	1,136	169	2.98:2.59
18	Božič, Anže			SLO	<b>2,002</b>	47 (47)	1↗	32↗	2,072	1,913	1,151	594	182	375	3,740	2,822	918	3.25:2.45
19	Matýšek, Jakub			CZE	<b>1,982</b>	59 (54)	8↘	96↘	2,123	1,629	509	244	86	179	1,489	1,297	192	2.93:2.55
20	Kimberg, Anton			SVE	<b>1,972</b>	61 (59)	5↗	28↗	2,062	1,893	255	108	60	87	653	574	79	2.56:2.25
21	Стороженко, Гліб			UKR	<b>1,967</b>	52 (52)	15↗	70↗	1,983	1,727	646	282	91	273	1,815	1,725	90	2.81:2.67
22	Kalniņš, Sandis		v	LAT	<b>1,966</b>	52 (52)	5↗	31↗	2,047	1,846	538	228	99	211	1,458	1,329	129	2.71:2.47
23	Boštk, Michal			CZE	<b>1,965</b>	60 (60)	8↘	39↘	2,169	1,912	336	180	39	117	1,221	975	246	3.63:2.90
24	Fuchs, Petr			CZE	<b>1,938</b>	63 (60)	10↗	28↗	2,009	1,650	232	93	48	91	624	598	26	2.69:2.58
25	Månsson, Truls		V	SVE	<b>1,934</b>	49 (48)	7↘	37↘	2,220	1,892	955	466	134	355	2,687	2,190	497	2.81:2.29
26	Kubica, Miloslav			CZE	<b>1,931</b>	64 (63)	25↗	98↗	2,065	1,833	160	74	22	64	512	452	60	3.20:2.83
27	Nilsson, Henrik		v	SVE	<b>1,930</b>	62 (60)	4↘	22↘	2,037	1,864	343	142	50	151	954	988	-34	2.78:2.88
28	Hermansson, Gustaf		v	SVE	<b>1,927</b>	52 (49)	10↗	33↗	2,100	1,848	798	381	108	309	2,506	2,102	404	3.14:2.63
29	Dion, Till			GER	<b>1,922</b>	49 (49)	7↗	25↗	2,000	1,439	1,278	750	159	369	4,519	3,075	1,444	3.54:2.41
29	Herold, Kryštof			CZE	<b>1,922</b>	60 (52)		3↗	2,140	1,852	628	321	88	219	1,913	1,492	421	3.05:2.38
32	Černoch, Miroslav		v	CZE	<b>1,922</b>	60 (50)	9↘	46↘	2,158	1,901	637	291	97	249	1,635	1,388	247	2.57:2.18
33	Klazar, Matyáš		j	CZE	<b>1,921</b>	59 (59)		7↗	1,946	1,490	344	158	39	147	992	909	83	2.88:2.64
33	Henttonen, Ville		v	FIN	<b>1,904</b>	46 (46)	8↗	28↗	2,033	1,827	1,050	493	148	409	2,806	2,479	327	2.67:2.36
34	Rjavec, Bernard		v	SLO	<b>1,902</b>	60 (55)	2↘	12↘	2,195	1,828	500	209	69	222	1,308	1,336	-28	2.62:2.67
35	Matýšek, Daniel		v	CZE	<b>1,898</b>	59 (48)	4↘	19↘	2,176	1,888	777	329	146	302	2,031	1,877	154	2.61:2.42
36	Touš, Michal		j	CZE	<b>1,888</b>	59 (59)	6↗	14↗	1,935	1,693	207	82	32	93	641	673	-32	3.10:3.25
37	Thomas, Simon		v	GBR	<b>1,884</b>	50 (47)	9↗	35↗	2,063	1,757	1,260	538	196	526	3,495	3,280	215	2.77:2.60
38	Bucek, Tomáš		v	CZE	<b>1,879</b>	53 (53)	1↗	4↘	1,998	1,802	509	246	74	189	1,651	1,330	321	3.24:2.61
39	Šmíd, David		v	CZE	<b>1,872</b>	61 (57)	18↘	91↘	2,198	1,853	368	191	41	136	1,244	973	271	3.38:2.64
40	Plešák, Pavel		V	CZE	<b>1,864</b>	45 (45)	12↗	34↗	2,236	1,820	1,280	607	222	451	4,496	3,601	895	3.51:2.81

Table 2: (Continuation)

Rank	Player	G	A	Country	Glicko	RDs	ΔRang	ΔGlicko	Max	Min	Games	W	D	L	+	-	Diff	Goal ratio
	Vácha, Jiří		v	CZE	<b>1,864</b>	62 (62)	26↗	164↗	2,016	1,677	236	115	22	99	821	689	132	3.48:2.92
42	Целуйко, Aprém		j	UKR	<b>1,856</b>	63 (60)	11↗	47↗	1,911	1,524	281	123	40	118	858	800	58	3.05:2.85
43	Ženíšek, Martin		v	CZE	<b>1,851</b>	47 (46)	8↘	51↘	2,163	1,840	1,043	475	162	406	3,371	2,997	374	3.23:2.87
44	Remeika, Žygimantas			LTH	<b>1,840</b>	55 (55)	5↘	43↘	2,011	1,679	502	241	54	207	1,602	1,355	247	3.19:2.70
45	Lahučký, Tomáš			CZE	<b>1,838</b>	67 (66)	12↗	67↗	1,872	1,755	77	29	12	36	214	220	-6	2.78:2.86
46	Škrlep, Nejc			SLO	<b>1,836</b>	51 (50)	1↘	18↘	2,042	1,716	848	380	110	358	2,699	2,564	135	3.18:3.02
47	Šurýn, Antonín		V	CZE	<b>1,833</b>	63 (61)	1↗	7↘	2,025	1,764	252	101	27	124	626	723	-97	2.48:2.87
48	Kahoun ml., Tomáš			CZE	<b>1,822</b>	58 (58)	1↘	24↘	1,956	1,713	451	189	55	207	1,173	1,354	-181	2.60:3.00
49	Dvořáček, David			CZE	<b>1,814</b>	62 (58)	6↘	58↘	2,085	1,743	387	178	44	165	1,289	1,174	115	3.33:3.03
50	Jež, Robert		v	CZE	<b>1,811</b>	64 (64)	10↗	71↗	2,060	1,714	251	117	25	109	715	648	67	2.85:2.58
51	Vomáčka, Jonáš		v	CZE	<b>1,805</b>	68 (68)	14↗	88↗	1,806	1,701	71	31	7	33	215	192	23	3.03:2.70
52	Píkl, Václav		V	CZE	<b>1,802</b>	56 (44)	24↘	120↘	2,181	1,802	1,116	549	176	391	3,378	2,605	773	3.03:2.33
53	Lopaur, Zdeněk		v	CZE	<b>1,791</b>	62 (57)	3↘	44↘	1,959	1,775	322	140	50	132	1,061	927	134	3.30:2.88
54	Kraus, Vladimír		v	CZE	<b>1,790</b>	64 (57)	6↘	50↘	2,107	1,770	364	170	44	150	1,119	984	135	3.07:2.70
55	Kopřiva, Adam			CZE	<b>1,775</b>	64 (62)	25↘	143↘	1,937	1,572	295	122	44	129	865	852	13	2.93:2.89
	Krejza, Aleš		v	CZE	<b>1,775</b>	63 (63)	2↘	34↘	1,911	1,534	308	119	44	145	855	904	-49	2.78:2.94
57	Karlsson, Bie		V	SVE	<b>1,774</b>	65 (65)	13↘	81↘	1,898	1,711	188	75	25	88	505	570	-65	2.69:3.03
58	Růžička, Tomáš			CZE	<b>1,768</b>	67 (67)		4↗	1,817	1,317	107	30	19	58	217	355	-138	2.03:3.32
59	Вербицкий, Микола		v	UKR	<b>1,767</b>	50 (50)	4↘	17↘	1,818	1,578	842	306	136	400	1,912	2,217	-305	2.27:2.63
60	Pommerehne, Ralph		v	GER	<b>1,741</b>	40 (39)	2↗	8↗	1,905	1,677	3,432	1,597	492	1,343	9,234	8,468	766	2.69:2.47
61	Kraus, Vojtěch		j	CZE	<b>1,728</b>	67 (67)		6↘	1,827	1,497	143	50	18	75	382	440	-58	2.67:3.08
62	Hudec, Karol		V	SVK	<b>1,717</b>	60 (57)	3↘	28↘	2,057	1,706	294	135	42	117	960	791	169	3.27:2.69
63	Ševr, Miloš		V	CZE	<b>1,716</b>	62 (52)	7↘	64↘	2,051	1,702	714	319	91	304	2,268	1,989	279	3.18:2.79
64	Kurzemieks, Krišjānis		j	LAT	<b>1,686</b>	62 (62)	13↗	95↗	1,696	1,455	192	59	27	106	499	578	-79	2.60:3.01
65	Janouškovec, Jan		j	CZE	<b>1,683</b>	65 (65)	11↗	87↗	1,697	1,544	199	69	20	110	476	738	-262	2.39:3.71
66	Holub, Petr			CZE	<b>1,682</b>	69 (68)	5↗	48↗	1,726	1,528	135	43	13	79	324	432	-108	2.40:3.20
67	Dion, Martin		V	CAN	<b>1,681</b>	59 (49)	4↘	47↘	1,800	1,493	1,166	558	141	467	3,292	2,854	438	2.82:2.45
68	Kurka, Josef		V	CZE	<b>1,673</b>	67 (67)	46↘	281↘	2,023	1,672	69	24	7	38	211	262	-51	3.06:3.80
69	Herold, Adam			CZE	<b>1,672</b>	64 (64)	6↗	69↗	1,672	1,488	149	58	17	74	320	418	-98	2.15:2.81
	Разкевич, Михайло		j	UKR	<b>1,672</b>	59 (59)	1↘	13↘	1,699	1,437	367	136	44	187	1,078	1,198	-120	2.94:3.26
71	Gripp, Annika	f		GER	<b>1,634</b>	49 (48)	1↗	1↗	1,700	1,396	1,515	723	202	590	4,325	3,837	488	2.85:2.53
72	Pohořalý, Pavel		v	CZE	<b>1,627</b>	66 (64)	2↗	17↗	1,863	1,600	222	96	27	99	622	685	-63	2.80:3.09
73	Průhoda, Ludek		V	CZE	<b>1,626</b>	66 (66)	9↘	94↘	1,908	1,614	103	36	13	54	310	360	-50	3.01:3.50
74	Gripp, Gunnar		V	GER	<b>1,613</b>	42 (41)	1↘	7↘	1,630	1,179	3,654	1,279	615	1,760	7,568	9,082	-1,514	2.07:2.49
75	Remeika, Gintautas		V	LTH	<b>1,609</b>	56 (56)	6↘	49↘	1,824	1,472	588	179	88	321	1,333	1,818	-485	2.27:3.09
76	Sedláček, Josef		v	CZE	<b>1,598</b>	63 (63)	6↘	53↘	1,768	1,584	241	82	30	129	644	823	-179	2.67:3.41
77	Marek, František		V	CZE	<b>1,593</b>	65 (65)	1↗	8↗	1,903	1,582	255	93	27	135	654	748	-94	2.56:2.93
78	Nechutný, Hynek		v	CZE	<b>1,587</b>	62 (57)	11↘	108↘	1,950	1,569	446	161	70	215	947	1,138	-191	2.12:2.55
79	Vomáčka, Roman		v	CZE	<b>1,586</b>	71 (71)	7↗	168↗	1,598	1,418	69	15	15	39	137	226	-89	1.99:3.28
80	Tabara, Oskar		j	CZE	<b>1,573</b>	73 (73)	17↗	549↗	1,573	1,537	74	15	10	49	122	318	-196	1.65:4.30
	Zupančič, Domen			SLO	<b>1,573</b>	67 (61)	11↗	187↗	1,753	1,386	316	129	36	151	745	983	-238	2.36:3.11
82	Кондрашевський, Любомир		J	UKR	<b>1,556</b>	68 (68)		new in list	1,670	1,556	34	8	8	18	94	133	-39	2.76:3.91
83	Pala, Aleš			CZE	<b>1,543</b>	69 (69)	4↘	29↘	1,577	1,371	138	40	9	89	359	573	-214	2.60:4.15
84	Moravec ml., Michael		J	CZE	<b>1,513</b>	66 (66)	2↘	1↘	1,548	1,292	186	66	20	100	379	550	-171	2.04:2.96
85	Tabara, Oliver		j	CZE	<b>1,497</b>	83 (83)	13↗	539↗			73	14	11	48	123	263	-140	1.68:3.60
86	Gruncl, Ondřej		j	CZE	<b>1,495</b>	72 (72)	1↗	87↗	1,495	1,408	66	22	12	32	163	208	-45	2.47:3.15
87	Moravec St., Martin		v	CZE	<b>1,493</b>	69 (69)	2↘	67↘	1,498	1,301	136	41	16	79	257	438	-181	1.89:3.22
88	Jerabek, Daniel			SVE	<b>1,469</b>	72 (72)	4↘	41↘	1,469	1,407	101	32	8	61	207	322	-115	2.05:3.19
89	Bernhauser, Erik		v	SVK	<b>1,466</b>	63 (62)	9↘	83↘	1,576	1,392	364	118	36	210	1,022	1,399	-377	2.81:3.84
90	Hansson, Jan-Olof		V	SVE	<b>1,452</b>	60 (60)	7↘	53↘	1,596	1,405	328	91	38	199	616	1,000	-384	1.88:3.05

Table 2: (Continuation)

Rank	Player	G	A	Country	Glicko	RDs	$\Delta$ Rang	$\Delta$ Glicko	Max	Min	Games	W	D	L	+	-	Diff	Goal ratio
91	Zemņickis, Jānis		v	LAT	<b>1,449</b>	62 (62)	10↘	84↘	1,562	1,316	241	62	45	134	395	663	-268	1.64:2.75
92	Holub, Lukáš		j	CZE	<b>1,445</b>	74 (74)	new in list		1,498	1,445	34	8	1	25	66	134	-68	1.94:3.94
93	Vacke, Vojtěch		j	CZE	<b>1,441</b>	73 (73)	new in list		1,450	1,391	34	9	5	20	70	143	-73	2.06:4.21
94	Saulītis, Renārs		J	LAT	<b>1,438</b>	66 (66)	2↘	118↗	1,478	1,244	311	68	22	221	516	1,141	-625	1.66:3.67
95	Hrnčář, Radek		V	CZE	<b>1,407</b>	72 (72)	5↘	18↗	1,451	1,389	137	36	14	87	230	510	-280	1.68:3.72
96	Pernica, Vít		j	CZE	<b>1,353</b>	72 (72)	8↘	54↘	1,407	1,342	75	32	5	38	246	266	-20	3.28:3.55
97	Klazar, Petr		v	CZE	<b>1,352</b>	70 (70)	8↘	50↘	1,420	1,202	199	45	31	123	405	714	-309	2.04:3.59
98	Kadlec, Daniel			CZE	<b>1,301</b>	81 (76)	3↘	119↗	1,350	1,330	145	35	11	99	301	595	-294	2.08:4.10
99	Janouškovec, Pavel		v	CZE	<b>1,282</b>	79 (79)	6↘	29↘	1,282	1,282	150	44	19	87	311	514	-203	2.07:3.43
100	Chlebo, Ondřej			CZE	<b>1,235</b>	85 (80)	6↘	6↘	1,241	1,241	109	33	9	67	197	326	-129	1.81:2.99
101	Kasnar, Vojtěch			CZE	<b>1,175</b>	92 (92)	new in list				34	2	2	30	37	129	-92	1.09:3.79
102	Nádvorník, Martin			CZE	<b>1,168</b>	88 (88)	new in list				39	10	2	27	88	197	-109	2.26:5.05
103	Stanzelova, Vera	f		SVK	<b>1,166</b>	78 (78)	7↘	4↗	1,166	1,139	70	16	5	49	146	293	-147	2.09:4.19
104	Werner, Filip			CZE	<b>1,164</b>	123 (123)	5↘	744↗			49	3	4	42	50	258	-208	1.02:5.27
105	Nádvorník, Vít		V	CZE	<b>895</b>	106 (106)	new in list				39	5	1	33	75	240	-165	1.92:6.15
	Pošík, Vojtěch		J	CZE	<b>895</b>	108 (108)	new in list				39	6	1	32	59	217	-158	1.51:5.56
107	Kubáč, Jiří			CZE	<b>580</b>	144 (144)	newbie				39	1	2	36	30	244	-214	0.77:6.26
108	Pošík ml., Jiří		j	CZE	<b>564</b>	151 (151)	newbie				39	0	3	36	24	232	-208	0.62:5.95

## List of games

Table 3: List of games

Player	Result	Glicko old	Glicko new	$\Delta$ Glicko	RD old	RD new	$\Delta$ RD	Comment
Bernhauser, Erik	0	1,549	1,542	-7	88	86	-2	First Round, Group 1, 1 Tour
Plešák, Pavel	6	1,830	1,833	3	50	50	0	
Разкевич, Михайло	2	1,685	1,682	-3	71	70	-1	First Round, Group 1, 1 Tour
Целуйко, Артём	3	1,809	1,813	4	101	97	-4	
Kimberg, Anton	4	1,944	1,944	0	100	100	0	First Round, Group 1, 1 Tour
Tabara, Oliver	2	958	957	-1	202	202	0	
Hudec, Karol	6	1,745	1,751	6	87	86	-1	First Round, Group 1, 1 Tour
Gruncl, Ondřej	1	1,408	1,400	-8	104	103	-1	
Chylík ml., Jiří	1	2,102	2,074	-28	100	97	-3	First Round, Group 1, 1 Tour
Matýšek, Jakub	4	2,078	2,105	27	100	97	-3	
Kalniņš, Rainers	1	2,347	2,337	-10	61	61	0	First Round, Group 1, 1 Tour
Kurzemnieks, Krišjānis	1	1,591	1,606	15	73	73	0	
Kasnar, Vojtěch	0	1,200	1,195	-5	225	222	-3	First Round, Group 1, 1 Tour
Matýšek, Daniel	4	1,917	1,918	1	100	100	0	
Holub, Petr	3	1,634	1,676	42	103	101	-2	First Round, Group 1, 1 Tour
Kubica, Miloslav	0	1,833	1,794	-39	100	98	-2	
Kraus, Vladimír	6	1,840	1,841	1	100	100	0	First Round, Group 1, 1 Tour
Kubáč, Jiří	0	600	599	-1	350	349	-1	
Plešák, Pavel	5	1,833	1,839	6	50	50	0	First Round, Group 1, 2 Tour
Целуйко, Артём	2	1,813	1,790	-23	97	94	-3	
Bernhauser, Erik	3	1,542	1,535	-7	86	86	0	First Round, Group 1, 2 Tour
Tabara, Oliver	2	957	1,003	46	202	198	-4	
Разкевич, Михайло	2	1,682	1,667	-15	70	70	0	First Round, Group 1, 2 Tour
Gruncl, Ondřej	3	1,400	1,433	33	103	101	-2	
Kimberg, Anton	3	1,944	1,981	37	100	97	-3	First Round, Group 1, 2 Tour
Matýšek, Jakub	0	2,105	2,071	-34	97	94	-3	
Hudec, Karol	2	1,751	1,733	-18	86	85	-1	First Round, Group 1, 2 Tour
Kurzemnieks, Krišjānis	3	1,606	1,619	13	73	73	0	
Chylík ml., Jiří	4	2,074	2,089	15	97	94	-3	First Round, Group 1, 2 Tour
Matýšek, Daniel	2	1,918	1,903	-15	100	97	-3	
Kalniņš, Rainers	7	2,337	2,338	1	61	61	0	First Round, Group 1, 2 Tour
Kubica, Miloslav	3	1,794	1,792	-2	98	98	0	
Kasnar, Vojtěch	3	1,195	1,211	16	222	216	-6	First Round, Group 1, 2 Tour
Kubáč, Jiří	0	599	571	-28	349	326	-23	
Holub, Petr	2	1,676	1,661	-15	101	98	-3	First Round, Group 1, 2 Tour
Kraus, Vladimír	4	1,841	1,856	15	100	98	-2	
Целуйко, Артём	8	1,790	1,790	0	94	94	0	First Round, Group 1, 3 Tour
Tabara, Oliver	1	1,003	1,000	-3	198	197	-1	
Plešák, Pavel	5	1,839	1,840	1	50	50	0	First Round, Group 1, 3 Tour
Gruncl, Ondřej	1	1,433	1,428	-5	101	100	-1	
Bernhauser, Erik	1	1,535	1,533	-2	86	86	0	First Round, Group 1, 3 Tour
Matýšek, Jakub	5	2,071	2,073	2	94	94	0	
Разкевич, Михайло	0	1,667	1,652	-15	70	69	-1	First Round, Group 1, 3 Tour
Kurzemnieks, Krišjānis	3	1,619	1,635	16	73	72	-1	

Table 3: (Continuation List of games)

Player	Result	Glicko old	Glicko new	$\Delta$ Glicko	RD old	RD new	$\Delta$ RD	Comment
Kimberg, Anton	3	1,981	1,976	-5	97	95	-2	First Round, Group 1, 3 Tour
Matýsek, Daniel	3	1,903	1,908	5	97	94	-3	
Hudec, Karol	3	1,733	1,717	-16	85	83	-2	First Round, Group 1, 3 Tour
Kubica, Miloslav	5	1,792	1,813	21	98	95	-3	
Chylík ml., Jiří	7	2,089	2,089	0	94	94	0	First Round, Group 1, 3 Tour
Kubáč, Jiří	3	571	570	-1	326	326	0	
Kalniņš, Rainers	10	2,338	2,340	2	61	61	0	First Round, Group 1, 3 Tour
Kraus, Vladimír	2	1,856	1,853	-3	98	97	-1	
Kasnar, Vojtěch	2	1,211	1,193	-18	216	206	-10	First Round, Group 1, 3 Tour
Holub, Petr	6	1,661	1,666	5	98	97	-1	
Tabara, Oliver	0	1,000	983	-17	197	188	-9	First Round, Group 1, 4 Tour
Gruncl, Ondřej	4	1,428	1,433	5	100	99	-1	
Целуйко, Артём	3	1,790	1,830	40	94	93	-1	First Round, Group 1, 4 Tour
Matýsek, Jakub	1	2,073	2,034	-39	94	92	-2	
Plešák, Pavel	3	1,840	1,840	0	50	50	0	First Round, Group 1, 4 Tour
Kurzemnieks, Krišjānis	2	1,635	1,636	1	72	71	-1	
Bernhauser, Erik	1	1,533	1,529	-4	86	86	0	First Round, Group 1, 4 Tour
Matýsek, Daniel	3	1,908	1,913	5	94	93	-1	
Разкевич, Михайло	1	1,652	1,644	-8	69	69	0	First Round, Group 1, 4 Tour
Kubica, Miloslav	3	1,813	1,826	13	95	93	-2	
Kimberg, Anton	6	1,976	1,976	0	95	95	0	First Round, Group 1, 4 Tour
Kubáč, Jiří	0	570	570	0	326	326	0	
Hudec, Karol	1	1,717	1,715	-2	83	81	-2	First Round, Group 1, 4 Tour
Kraus, Vladimír	2	1,853	1,856	3	97	94	-3	
Chylík ml., Jiří	5	2,089	2,093	4	94	93	-1	First Round, Group 1, 4 Tour
Holub, Petr	0	1,666	1,661	-5	97	97	0	
Kalniņš, Rainers	5	2,340	2,340	0	61	61	0	First Round, Group 1, 4 Tour
Kasnar, Vojtěch	1	1,193	1,193	0	206	206	0	
Gruncl, Ondřej	0	1,433	1,431	-2	99	99	0	First Round, Group 1, 5 Tour
Matýsek, Jakub	6	2,034	2,036	2	92	92	0	
Tabara, Oliver	3	983	1,173	190	188	186	-2	First Round, Group 1, 5 Tour
Kurzemnieks, Krišjānis	1	1,636	1,611	-25	71	71	0	
Целуйко, Артём	2	1,830	1,812	-18	93	90	-3	First Round, Group 1, 5 Tour
Matýsek, Daniel	5	1,913	1,931	18	93	90	-3	
Plešák, Pavel	2	1,840	1,840	0	50	49	-1	First Round, Group 1, 5 Tour
Kubica, Miloslav	2	1,826	1,827	1	93	90	-3	
Bernhauser, Erik	7	1,529	1,529	0	86	86	0	First Round, Group 1, 5 Tour
Kubáč, Jiří	0	570	567	-3	326	324	-2	
Разкевич, Михайло	3	1,644	1,657	13	69	68	-1	First Round, Group 1, 5 Tour
Kraus, Vladimír	2	1,856	1,831	-25	94	92	-2	
Kimberg, Anton	4	1,976	1,983	7	95	93	-2	First Round, Group 1, 5 Tour
Holub, Petr	2	1,661	1,653	-8	97	96	-1	
Hudec, Karol	11	1,715	1,717	2	81	81	0	First Round, Group 1, 5 Tour
Kasnar, Vojtěch	0	1,193	1,181	-12	206	200	-6	
Chylík ml., Jiří	1	2,093	2,084	-9	93	91	-2	First Round, Group 1, 5 Tour
Kalniņš, Rainers	5	2,340	2,344	4	61	60	-1	
Matýsek, Jakub	0	2,036	1,993	-43	92	91	-1	First Round, Group 1, 6 Tour
Kurzemnieks, Krišjānis	3	1,611	1,637	26	71	71	0	

Table 3: (Continuation List of games)

Player	Result	Glicko old	Glicko new	$\Delta$ Glicko	RD old	RD new	$\Delta$ RD	Comment
Gruncel, Ondřej	3	1,431	1,428	-3	99	99	0	First Round, Group 1, 6 Tour
Matýšek, Daniel	6	1,931	1,934	3	90	90	0	
Tabara, Oliver	2	1,173	1,168	-5	186	184	-2	First Round, Group 1, 6 Tour
Kubica, Miloslav	4	1,827	1,829	2	90	90	0	
Целуйко, Артём	12	1,812	1,812	0	90	90	0	First Round, Group 1, 6 Tour
Kubáč, Jiří	0	567	567	0	324	324	0	
Plešák, Pavel	5	1,840	1,833	-7	49	49	0	First Round, Group 1, 6 Tour
Kraus, Vladimír	8	1,831	1,855	24	92	90	-2	
Bernhauser, Erik	4	1,529	1,516	-13	86	84	-2	First Round, Group 1, 6 Tour
Holub, Petr	6	1,653	1,670	17	96	93	-3	
Разкевич, Михайло	2	1,657	1,648	-9	68	68	0	First Round, Group 1, 6 Tour
Kasnar, Vojtěch	2	1,181	1,272	91	200	193	-7	
Kimberg, Anton	3	1,983	1,978	-5	93	92	-1	First Round, Group 1, 6 Tour
Kalniņš, Rainers	7	2,344	2,346	2	60	60	0	
Hudec, Karol	1	1,717	1,713	-4	81	81	0	First Round, Group 1, 6 Tour
Chylík ml., Jiří	5	2,084	2,089	5	91	90	-1	
Kurzemnieks, Krišjānis	2	1,637	1,640	3	71	71	0	First Round, Group 1, 7 Tour
Matýšek, Daniel	3	1,934	1,930	-4	90	88	-2	
Matýšek, Jakub	2	1,993	1,983	-10	91	89	-2	First Round, Group 1, 7 Tour
Kubica, Miloslav	2	1,829	1,838	9	90	88	-2	
Gruncel, Ondřej	7	1,428	1,429	1	99	99	0	First Round, Group 1, 7 Tour
Kubáč, Jiří	1	567	562	-5	324	319	-5	
Tabara, Oliver	2	1,168	1,210	42	184	182	-2	First Round, Group 1, 7 Tour
Kraus, Vladimír	3	1,855	1,846	-9	90	90	0	
Целуйко, Артём	6	1,812	1,826	14	90	88	-2	First Round, Group 1, 7 Tour
Holub, Petr	2	1,670	1,655	-15	93	91	-2	
Plešák, Pavel	9	1,833	1,834	1	49	49	0	First Round, Group 1, 7 Tour
Kasnar, Vojtěch	3	1,272	1,265	-7	182	178	-4	
Bernhauser, Erik	1	1,516	1,516	0	84	84	0	First Round, Group 1, 7 Tour
Kalniņš, Rainers	7	2,346	2,346	0	60	60	0	
Разкевич, Михайло	2	1,648	1,646	-2	68	68	0	First Round, Group 1, 7 Tour
Chylík ml., Jiří	6	2,089	2,093	4	90	90	0	
Kimberg, Anton	5	1,978	1,986	8	92	91	-1	First Round, Group 1, 7 Tour
Hudec, Karol	0	1,713	1,706	-7	81	80	-1	
Matýšek, Daniel	0	1,930	1,904	-26	88	86	-2	First Round, Group 1, 8 Tour
Kubica, Miloslav	3	1,838	1,864	26	88	86	-2	
Kurzemnieks, Krišjānis	9	1,640	1,640	0	71	71	0	First Round, Group 1, 8 Tour
Kubáč, Jiří	0	562	561	-1	319	318	-1	
Matýšek, Jakub	5	1,983	1,997	14	89	87	-2	First Round, Group 1, 8 Tour
Kraus, Vladimír	1	1,846	1,832	-14	90	87	-3	
Gruncel, Ondřej	0	1,429	1,418	-11	99	97	-2	First Round, Group 1, 8 Tour
Holub, Petr	4	1,655	1,665	10	91	90	-1	
Tabara, Oliver	3	1,210	1,289	79	182	166	-16	First Round, Group 1, 8 Tour
Kasnar, Vojtěch	1	1,265	1,190	-75	178	164	-14	
Целуйко, Артём	5	1,826	1,846	20	88	88	0	First Round, Group 1, 8 Tour
Kalniņš, Rainers	5	2,346	2,337	-9	60	60	0	
Plešák, Pavel	6	1,834	1,845	11	49	49	0	First Round, Group 1, 8 Tour
Chylík ml., Jiří	2	2,093	2,057	-36	90	88	-2	

Table 3: (Continuation List of games)

Player	Result	Glicko old	Glicko new	$\Delta$ Glicko	RD old	RD new	$\Delta$ RD	Comment
Bernhauser, Erik	2	1,516	1,506	-10	84	82	-2	First Round, Group 1, 8 Tour
Hudec, Karol	5	1,706	1,715	9	80	79	-1	
Разкевич, Михайло	1	1,646	1,643	-3	68	68	0	First Round, Group 1, 8 Tour
Kimberg, Anton	4	1,986	1,992	6	91	90	-1	
Kubica, Miloslav	6	1,864	1,864	0	86	86	0	First Round, Group 1, 9 Tour
Kubáč, Jiří	0	561	560	-1	318	318	0	
Matýsek, Daniel	2	1,904	1,910	6	86	84	-2	First Round, Group 1, 9 Tour
Kraus, Vladimír	1	1,832	1,826	-6	87	85	-2	
Kurzemnieks, Krišjānis	2	1,640	1,627	-13	71	70	-1	First Round, Group 1, 9 Tour
Holub, Petr	6	1,665	1,685	20	90	87	-3	
Matýsek, Jakub	3	1,997	1,998	1	87	87	0	First Round, Group 1, 9 Tour
Kasnar, Vojtěch	0	1,190	1,188	-2	164	163	-1	
Gruncl, Ondřej	1	1,418	1,417	-1	97	97	0	First Round, Group 1, 9 Tour
Kalniņš, Rainers	8	2,337	2,338	1	60	60	0	
Tabara, Oliver	1	1,289	1,286	-3	166	166	0	First Round, Group 1, 9 Tour
Chylík ml., Jiří	6	2,057	2,057	0	88	88	0	
Целуйко, Артём	2	1,846	1,838	-8	88	86	-2	First Round, Group 1, 9 Tour
Hudec, Karol	2	1,715	1,721	6	79	77	-2	
Plešák, Pavel	2	1,845	1,841	-4	49	49	0	First Round, Group 1, 9 Tour
Kimberg, Anton	6	1,992	2,005	13	90	88	-2	
Bernhauser, Erik	3	1,506	1,494	-12	82	81	-1	First Round, Group 1, 9 Tour
Разкевич, Михайло	5	1,643	1,651	8	68	68	0	
Kubáč, Jiří	0	560	559	-1	318	317	-1	First Round, Group 1, 10 Tour
Holub, Petr	5	1,685	1,685	0	87	87	0	
Kubica, Miloslav	6	1,864	1,865	1	86	86	0	First Round, Group 1, 10 Tour
Kasnar, Vojtěch	0	1,188	1,185	-3	163	162	-1	
Matýsek, Daniel	2	1,910	1,907	-3	84	84	0	First Round, Group 1, 10 Tour
Kalniņš, Rainers	5	2,338	2,339	1	60	60	0	
Kurzemnieks, Krišjānis	1	1,627	1,625	-2	70	70	0	First Round, Group 1, 10 Tour
Chylík ml., Jiří	4	2,057	2,061	4	88	88	0	
Matýsek, Jakub	6	1,998	2,005	7	87	86	-1	First Round, Group 1, 10 Tour
Hudec, Karol	0	1,721	1,715	-6	77	77	0	
Gruncl, Ondřej	3	1,417	1,441	24	97	97	0	First Round, Group 1, 10 Tour
Kimberg, Anton	3	2,005	1,986	-19	88	88	0	
Tabara, Oliver	1	1,286	1,306	20	166	159	-7	First Round, Group 1, 10 Tour
Разкевич, Михайло	2	1,651	1,648	-3	68	68	0	
Целуйко, Артём	9	1,838	1,844	6	86	85	-1	First Round, Group 1, 10 Tour
Bernhauser, Erik	1	1,494	1,490	-4	81	80	-1	
Kraus, Vladimír	5	1,826	1,828	2	85	85	0	First Round, Group 1, 11 Tour
Kasnar, Vojtěch	3	1,185	1,181	-4	162	161	-1	
Kubáč, Jiří	1	559	559	0	317	317	0	First Round, Group 1, 11 Tour
Kalniņš, Rainers	12	2,339	2,339	0	60	60	0	
Kubica, Miloslav	0	1,865	1,855	-10	86	85	-1	First Round, Group 1, 11 Tour
Chylík ml., Jiří	6	2,061	2,071	10	88	86	-2	
Matýsek, Daniel	2	1,907	1,907	0	84	82	-2	First Round, Group 1, 11 Tour
Hudec, Karol	1	1,715	1,715	0	77	76	-1	
Kurzemnieks, Krišjānis	1	1,625	1,635	10	70	70	0	First Round, Group 1, 11 Tour
Kimberg, Anton	1	1,986	1,970	-16	88	87	-1	

Table 3: (Continuation List of games)

Player	Result	Glicko old	Glicko new	$\Delta$ Glicko	RD old	RD new	$\Delta$ RD	Comment
Matýšek, Jakub	2	2,005	1,979	-26	86	85	-1	First Round, Group 1, 11 Tour
Разкевич, Михайло	3	1,648	1,664	16	68	68	0	
Gruncel, Ondřej	3	1,441	1,457	16	97	94	-3	First Round, Group 1, 11 Tour
Bernhauser, Erik	2	1,490	1,479	-11	80	79	-1	
Tabara, Oliver	1	1,306	1,299	-7	159	157	-2	First Round, Group 1, 11 Tour
Plešák, Pavel	5	1,841	1,841	0	49	49	0	
Holub, Petr	2	1,685	1,684	-1	87	87	0	First Round, Group 1, 12 Tour
Kalniņš, Rainers	9	2,339	2,340	1	60	60	0	
Kraus, Vladimír	1	1,828	1,820	-8	85	84	-1	First Round, Group 1, 12 Tour
Chylík ml., Jiří	4	2,071	2,079	8	86	85	-1	
Kubáč, Jiří	0	559	558	-1	317	317	0	First Round, Group 1, 12 Tour
Hudec, Karol	4	1,715	1,715	0	76	76	0	
Kubica, Miloslav	2	1,855	1,861	6	85	83	-2	First Round, Group 1, 12 Tour
Kimberg, Anton	2	1,970	1,963	-7	87	85	-2	
Matýšek, Daniel	4	1,907	1,914	7	82	81	-1	First Round, Group 1, 12 Tour
Разкевич, Михайло	0	1,664	1,659	-5	68	67	-1	
Kurzemnieks, Krišjānis	2	1,635	1,630	-5	70	70	0	First Round, Group 1, 12 Tour
Bernhauser, Erik	2	1,479	1,486	7	79	78	-1	
Matýšek, Jakub	2	1,979	1,972	-7	85	83	-2	First Round, Group 1, 12 Tour
Plešák, Pavel	2	1,841	1,844	3	49	49	0	
Gruncel, Ondřej	2	1,457	1,488	31	94	93	-1	First Round, Group 1, 12 Tour
Целуйко, Артём	1	1,844	1,818	-26	85	85	0	
Kasnar, Vojtěch	2	1,181	1,180	-1	161	160	-1	First Round, Group 1, 13 Tour
Chylík ml., Jiří	6	2,079	2,080	1	85	85	0	
Holub, Petr	0	1,684	1,666	-18	87	85	-2	First Round, Group 1, 13 Tour
Hudec, Karol	2	1,715	1,729	14	76	74	-2	
Kraus, Vladimír	5	1,820	1,846	26	84	82	-2	First Round, Group 1, 13 Tour
Kimberg, Anton	2	1,963	1,937	-26	85	83	-2	
Kubáč, Jiří	0	558	557	-1	317	316	-1	First Round, Group 1, 13 Tour
Разкевич, Михайло	8	1,659	1,659	0	67	67	0	
Kubica, Miloslav	6	1,861	1,865	4	83	83	0	First Round, Group 1, 13 Tour
Bernhauser, Erik	1	1,486	1,482	-4	78	77	-1	
Matýšek, Daniel	1	1,914	1,911	-3	81	79	-2	First Round, Group 1, 13 Tour
Plešák, Pavel	1	1,844	1,845	1	49	48	-1	
Kurzemnieks, Krišjānis	0	1,630	1,623	-7	70	69	-1	First Round, Group 1, 13 Tour
Целуйко, Артём	5	1,818	1,828	10	85	83	-2	
Matýšek, Jakub	3	1,972	1,964	-8	83	83	0	First Round, Group 1, 13 Tour
Tabara, Oliver	2	1,299	1,330	31	157	156	-1	
Kalniņš, Rainers	10	2,340	2,340	0	60	60	0	First Round, Group 1, 14 Tour
Hudec, Karol	3	1,729	1,728	-1	74	74	0	
Kasnar, Vojtěch	0	1,180	1,178	-2	160	160	0	First Round, Group 1, 14 Tour
Kimberg, Anton	5	1,937	1,937	0	83	83	0	
Holub, Petr	5	1,666	1,685	19	85	83	-2	First Round, Group 1, 14 Tour
Разкевич, Михайло	3	1,659	1,647	-12	67	67	0	
Kraus, Vladimír	9	1,846	1,850	4	82	82	0	First Round, Group 1, 14 Tour
Bernhauser, Erik	0	1,482	1,479	-3	77	77	0	
Kubáč, Jiří	0	557	557	0	316	316	0	First Round, Group 1, 14 Tour
Plešák, Pavel	13	1,845	1,845	0	48	48	0	

Table 3: (Continuation List of games)

Player	Result	Glicko old	Glicko new	$\Delta$ Glicko	RD old	RD new	$\Delta$ RD	Comment
Kubica, Miloslav Целуйко, Артём	6 1	1,865 1,828	1,881 1,811	16 -17	83 83	81 82	-2 -1	First Round, Group 1, 14 Tour
Matýsek, Daniel Tabara, Oliver	4 0	1,911 1,330	1,912 1,325	1 -5	79 154	79 152	0 -2	First Round, Group 1, 14 Tour
Kurzemnieks, Krišjānis Gruncel, Ondřej	2 2	1,623 1,488	1,618 1,497	-5 9	69 93	69 91	0 -2	First Round, Group 1, 14 Tour
Chylík ml., Jiří Kimberg, Anton	1 2	2,080 1,937	2,063 1,954	-17 17	85 83	83 82	-2 -1	First Round, Group 1, 15 Tour
Kalniņš, Rainers Разкевич, Михайло	6 4	2,340 1,647	2,341 1,646	1 -1	60 67	60 67	0 0	First Round, Group 1, 15 Tour
Kasnar, Vojtěch Bernhauser, Erik	4 2	1,178 1,479	1,287 1,454	109 -25	160 77	152 76	-8 -1	First Round, Group 1, 15 Tour
Holub, Petr Plešák, Pavel	6 2	1,685 1,845	1,712 1,836	27 -9	83 48	82 48	-1 0	First Round, Group 1, 15 Tour
Kraus, Vladimír Целуйко, Артём	1 2	1,850 1,811	1,839 1,822	-11 11	82 82	80 80	-2 -2	First Round, Group 1, 15 Tour
Kubáč, Jiří Tabara, Oliver	2 5	557 1,325	548 1,329	-9 4	316 152	309 151	-7 -1	First Round, Group 1, 15 Tour
Kubica, Miloslav Gruncel, Ondřej	7 2	1,881 1,497	1,885 1,492	4 -5	81 91	81 91	0 0	First Round, Group 1, 15 Tour
Matýsek, Daniel Matýsek, Jakub	1 1	1,912 1,964	1,915 1,961	3 -3	79 83	77 82	-2 -1	First Round, Group 1, 15 Tour
Hudec, Karol Разкевич, Михайло	4 1	1,728 1,646	1,740 1,637	12 -9	74 67	73 66	-1 -1	First Round, Group 1, 16 Tour
Chylík ml., Jiří Bernhauser, Erik	9 1	2,063 1,454	2,064 1,453	1 -1	83 76	83 76	0 0	First Round, Group 1, 16 Tour
Kalniņš, Rainers Plešák, Pavel	4 0	2,341 1,836	2,342 1,835	1 -1	60 48	60 48	0 0	First Round, Group 1, 16 Tour
Kasnar, Vojtěch Целуйко, Артём	0 3	1,287 1,822	1,281 1,824	-6 2	152 80	150 80	-2 0	First Round, Group 1, 16 Tour
Holub, Petr Tabara, Oliver	5 1	1,712 1,329	1,716 1,316	4 -13	82 151	82 147	0 -4	First Round, Group 1, 16 Tour
Kraus, Vladimír Gruncel, Ondřej	2 3	1,839 1,492	1,817 1,520	-22 28	80 91	80 90	0 -1	First Round, Group 1, 16 Tour
Kubáč, Jiří Matýsek, Jakub	0 9	548 1,961	547 1,961	-1 0	309 82	309 82	0 0	First Round, Group 1, 16 Tour
Kubica, Miloslav Kurzemnieks, Krišjānis	4 2	1,885 1,618	1,892 1,613	7 -5	81 69	80 69	-1 0	First Round, Group 1, 16 Tour
Kimberg, Anton Bernhauser, Erik	3 1	1,954 1,453	1,956 1,451	2 -2	82 76	82 76	0 0	First Round, Group 1, 17 Tour
Hudec, Karol Plešák, Pavel	1 2	1,740 1,835	1,736 1,837	-4 2	73 48	72 48	-1 0	First Round, Group 1, 17 Tour
Chylík ml., Jiří Целуйко, Артём	6 1	2,064 1,824	2,072 1,817	8 -7	83 80	81 79	-2 -1	First Round, Group 1, 17 Tour
Kalniņš, Rainers Tabara, Oliver	9 4	2,342 1,316	2,342 1,316	0 0	60 147	60 147	0 0	First Round, Group 1, 17 Tour
Kasnar, Vojtěch Gruncel, Ondřej	1 2	1,281 1,520	1,285 1,519	4 -1	150 90	143 89	-7 -1	First Round, Group 1, 17 Tour

Table 3: (Continuation List of games)

Player	Result	Glicko old	Glicko new	$\Delta$ Glicko	RD old	RD new	$\Delta$ RD	Comment
Holub, Petr	0	1,716	1,727	11	82	81	-1	First Round, Group 1, 17 Tour
Matýsek, Jakub	0	1,961	1,950	-11	82	80	-2	
Kraus, Vladimír	1	1,817	1,791	-26	80	78	-2	First Round, Group 1, 17 Tour
Kurzemnieks, Krišjānis	4	1,613	1,633	20	69	68	-1	
Kubáč, Jiří	0	547	547	0	309	309	0	First Round, Group 1, 17 Tour
Matýsek, Daniel	8	1,915	1,915	0	77	77	0	
Разкевич, Михайло	2	1,637	1,631	-6	66	66	0	First Round, Group 1, 18 Tour
Plešák, Pavel	4	1,837	1,840	3	48	48	0	
Kimberg, Anton	4	1,956	1,958	2	82	80	-2	First Round, Group 1, 18 Tour
Целуйко, Артём	3	1,817	1,815	-2	79	78	-1	
Hudec, Karol	1	1,736	1,725	-11	72	72	0	First Round, Group 1, 18 Tour
Tabara, Oliver	1	1,316	1,364	48	147	143	-4	
Chylík ml., Jiří	7	2,072	2,074	2	81	81	0	First Round, Group 1, 18 Tour
Gruncel, Ondřej	1	1,519	1,517	-2	89	89	0	
Kalniņš, Rainers	4	2,342	2,329	-13	60	60	0	First Round, Group 1, 18 Tour
Matýsek, Jakub	5	1,950	1,974	24	80	80	0	
Kasnar, Vojtěch	0	1,285	1,272	-13	143	138	-5	First Round, Group 1, 18 Tour
Kurzemnieks, Krišjānis	3	1,633	1,636	3	68	68	0	
Holub, Petr	0	1,727	1,718	-9	81	80	-1	First Round, Group 1, 18 Tour
Matýsek, Daniel	5	1,915	1,923	8	77	76	-1	
Kraus, Vladimír	2	1,791	1,804	13	78	77	-1	First Round, Group 1, 18 Tour
Kubica, Miloslav	1	1,892	1,878	-14	80	79	-1	
Holub, Lukáš	2	1,425	1,411	-14	124	120	-4	First Round, Group 2, 1 Tour
Vácha, Jiří	5	1,700	1,710	10	102	100	-2	
Dion, Till	2	1,897	1,883	-14	59	58	-1	First Round, Group 2, 1 Tour
Pommerenke, Ralph	4	1,733	1,741	8	44	44	0	
Gripp, Annika	7	1,633	1,633	0	57	57	0	First Round, Group 2, 1 Tour
Pošík ml., Jiří	2	575	573	-2	350	348	-2	
Henttonen, Ville	5	1,876	1,880	4	54	54	0	First Round, Group 2, 1 Tour
Sedláček, Josef	2	1,651	1,639	-12	103	100	-3	
Božič, Anže	4	1,970	1,976	6	57	56	-1	First Round, Group 2, 1 Tour
Škrlep, Nejc	2	1,854	1,847	-7	60	59	-1	
Klazar, Petr	1	1,402	1,399	-3	99	98	-1	First Round, Group 2, 1 Tour
Touš, Michal	4	1,874	1,876	2	70	70	0	
Karlsson, Bie	8	1,855	1,866	11	100	98	-2	First Round, Group 2, 1 Tour
Pohořalý, Pavel	1	1,610	1,598	-12	104	102	-2	
Lasmanis, Gints	6	2,025	2,026	1	83	83	0	First Round, Group 2, 1 Tour
Pernica, Vít	1	1,407	1,405	-2	106	106	0	
Ležík, Matej	2	2,054	2,037	-17	100	97	-3	First Round, Group 2, 1 Tour
Матанцев, Евгений	5	2,191	2,197	6	60	59	-1	
Vácha, Jiří	4	1,710	1,739	29	100	96	-4	First Round, Group 2, 2 Tour
Pommerenke, Ralph	2	1,741	1,735	-6	44	44	0	
Holub, Lukáš	6	1,411	1,413	2	120	120	0	First Round, Group 2, 2 Tour
Pošík ml., Jiří	1	573	566	-7	348	342	-6	
Dion, Till	6	1,883	1,887	4	58	58	0	First Round, Group 2, 2 Tour
Sedláček, Josef	1	1,639	1,628	-11	100	98	-2	
Gripp, Annika	3	1,633	1,642	9	57	57	0	First Round, Group 2, 2 Tour
Škrlep, Nejc	2	1,847	1,837	-10	59	59	0	

Table 3: (Continuation List of games)

Player	Result	Glicko old	Glicko new	$\Delta$ Glicko	RD old	RD new	$\Delta$ RD	Comment
Henttonen, Ville	6	1,880	1,888	8	54	53	-1	First Round, Group 2, 2 Tour
Touš, Michal	1	1,876	1,863	-13	70	69	-1	
Božič, Anže	3	1,976	1,978	2	56	56	0	First Round, Group 2, 2 Tour
Pohořalý, Pavel	1	1,598	1,592	-6	102	100	-2	
Klazar, Petr	3	1,399	1,411	12	98	95	-3	First Round, Group 2, 2 Tour
Pernica, Vít	2	1,405	1,390	-15	106	102	-4	
Karlsson, Bie	2	1,866	1,859	-7	98	97	-1	First Round, Group 2, 2 Tour
Матанцев, Евгений	4	2,197	2,200	3	59	59	0	
Lasmanis, Gints	6	2,026	2,045	19	83	81	-2	First Round, Group 2, 2 Tour
Ležík, Matej	2	2,037	2,012	-25	97	94	-3	
Pommerenke, Ralph	7	1,735	1,735	0	44	44	0	First Round, Group 2, 3 Tour
Pošík ml., Jiří	1	566	566	0	342	341	-1	
Vácha, Jiří	3	1,739	1,744	5	96	94	-2	First Round, Group 2, 3 Tour
Sedláček, Josef	2	1,628	1,623	-5	98	95	-3	
Holub, Lukáš	0	1,413	1,406	-7	120	119	-1	First Round, Group 2, 3 Tour
Škrlep, Nejc	2	1,837	1,839	2	59	59	0	
Dion, Till	3	1,887	1,891	4	58	58	0	First Round, Group 2, 3 Tour
Touš, Michal	2	1,863	1,857	-6	69	69	0	
Gripp, Annika	1	1,642	1,641	-1	57	56	-1	First Round, Group 2, 3 Tour
Pohořalý, Pavel	1	1,592	1,596	4	100	97	-3	
Henttonen, Ville	7	1,888	1,889	1	53	53	0	First Round, Group 2, 3 Tour
Pernica, Vít	1	1,390	1,387	-3	102	101	-1	
Božič, Anže	2	1,978	1,974	-4	56	56	0	First Round, Group 2, 3 Tour
Матанцев, Евгений	4	2,200	2,204	4	59	59	0	
Klazar, Petr	1	1,411	1,410	-1	95	95	0	First Round, Group 2, 3 Tour
Ležík, Matej	6	2,012	2,013	1	94	94	0	
Karlsson, Bie	3	1,859	1,871	12	97	95	-2	First Round, Group 2, 3 Tour
Lasmanis, Gints	3	2,045	2,036	-9	81	79	-2	
Pošík ml., Jiří	0	566	564	-2	341	340	-1	First Round, Group 2, 4 Tour
Sedláček, Josef	4	1,623	1,623	0	95	95	0	
Pommerenke, Ralph	1	1,735	1,734	-1	44	44	0	First Round, Group 2, 4 Tour
Škrlep, Nejc	2	1,839	1,841	2	59	59	0	
Vácha, Jiří	2	1,744	1,739	-5	94	91	-3	First Round, Group 2, 4 Tour
Touš, Michal	3	1,857	1,860	3	69	68	-1	
Holub, Lukáš	3	1,406	1,459	53	119	114	-5	First Round, Group 2, 4 Tour
Pohořalý, Pavel	1	1,596	1,560	-36	97	95	-2	
Dion, Till	8	1,891	1,892	1	58	58	0	First Round, Group 2, 4 Tour
Pernica, Vít	3	1,387	1,384	-3	101	101	0	
Gripp, Annika	2	1,641	1,641	0	56	56	0	First Round, Group 2, 4 Tour
Матанцев, Евгений	5	2,204	2,205	1	59	59	0	
Henttonen, Ville	1	1,889	1,887	-2	53	53	0	First Round, Group 2, 4 Tour
Ležík, Matej	2	2,013	2,017	4	94	92	-2	
Božič, Anže	1	1,974	1,972	-2	56	56	0	First Round, Group 2, 4 Tour
Lasmanis, Gints	2	2,036	2,042	6	79	78	-1	
Klazar, Petr	2	1,410	1,406	-4	95	95	0	First Round, Group 2, 4 Tour
Karlsson, Bie	6	1,871	1,874	3	95	94	-1	

Table 3: (Continuation List of games)

Player	Result	Glicko old	Glicko new	$\Delta$ Glicko	RD old	RD new	$\Delta$ RD	Comment
Sedláček, Josef	0	1,623	1,612	-11	95	93	-2	First Round, Group 2, 5 Tour
Škrlep, Nejc	6	1,841	1,845	4	59	58	-1	
Pošík ml., Jiří	0	564	563	-1	340	340	0	First Round, Group 2, 5 Tour
Touš, Michal	9	1,860	1,860	0	68	68	0	
Pommerenke, Ralph	4	1,734	1,737	3	44	43	-1	First Round, Group 2, 5 Tour
Pohořalý, Pavel	2	1,560	1,547	-13	95	93	-2	
Vácha, Jiří	6	1,739	1,745	6	91	90	-1	First Round, Group 2, 5 Tour
Pernica, Vít	2	1,384	1,377	-7	101	100	-1	
Holub, Lukáš	2	1,459	1,458	-1	114	114	0	First Round, Group 2, 5 Tour
Матанцев, Евгений	8	2,205	2,206	1	59	59	0	
Dion, Till	3	1,892	1,891	-1	58	57	-1	First Round, Group 2, 5 Tour
Ležík, Matej	4	2,017	2,021	4	92	90	-2	
Gripp, Annika	2	1,641	1,639	-2	56	56	0	First Round, Group 2, 5 Tour
Lasmanis, Gints	6	2,042	2,045	3	78	77	-1	
Henttonen, Ville	2	1,887	1,895	8	53	53	0	First Round, Group 2, 5 Tour
Karlsson, Bie	0	1,874	1,851	-23	94	91	-3	
Božič, Anže	5	1,972	1,972	0	56	56	0	First Round, Group 2, 5 Tour
Klazar, Petr	2	1,406	1,404	-2	95	95	0	
Škrlep, Nejc	3	1,845	1,845	0	58	58	0	First Round, Group 2, 6 Tour
Touš, Michal	3	1,860	1,859	-1	68	67	-1	
Sedláček, Josef	2	1,612	1,608	-4	93	91	-2	First Round, Group 2, 6 Tour
Pohořalý, Pavel	2	1,547	1,551	4	93	90	-3	
Pošík ml., Jiří	0	563	556	-7	340	333	-7	First Round, Group 2, 6 Tour
Pernica, Vít	9	1,377	1,379	2	100	100	0	
Pommerenke, Ralph	5	1,737	1,741	4	43	43	0	First Round, Group 2, 6 Tour
Матанцев, Евгений	5	2,206	2,197	-9	59	59	0	
Vácha, Jiří	1	1,745	1,737	-8	90	89	-1	First Round, Group 2, 6 Tour
Ležík, Matej	4	2,021	2,029	8	90	88	-2	
Holub, Lukáš	3	1,458	1,456	-2	114	114	0	First Round, Group 2, 6 Tour
Lasmanis, Gints	6	2,045	2,047	2	77	77	0	
Dion, Till	3	1,891	1,894	3	57	57	0	First Round, Group 2, 6 Tour
Karlsson, Bie	2	1,851	1,843	-8	91	89	-2	
Gripp, Annika	3	1,639	1,643	4	56	56	0	First Round, Group 2, 6 Tour
Klazar, Petr	1	1,404	1,394	-10	95	93	-2	
Henttonen, Ville	1	1,895	1,889	-6	53	52	-1	First Round, Group 2, 6 Tour
Božič, Anže	5	1,972	1,979	7	56	55	-1	
Touš, Michal	3	1,859	1,857	-2	67	67	0	First Round, Group 2, 7 Tour
Pohořalý, Pavel	2	1,551	1,556	5	90	89	-1	
Škrlep, Nejc	10	1,845	1,847	2	58	58	0	First Round, Group 2, 7 Tour
Pernica, Vít	1	1,379	1,375	-4	100	99	-1	
Sedláček, Josef	1	1,608	1,607	-1	91	91	0	First Round, Group 2, 7 Tour
Матанцев, Евгений	3	2,197	2,198	1	59	59	0	
Pošík ml., Jiří	0	556	556	0	333	333	0	First Round, Group 2, 7 Tour
Ležík, Matej	12	2,029	2,029	0	88	88	0	
Pommerenke, Ralph	1	1,741	1,740	-1	43	43	0	First Round, Group 2, 7 Tour
Lasmanis, Gints	6	2,047	2,052	5	77	77	0	

Table 3: (Continuation List of games)

Player	Result	Glicko old	Glicko new	$\Delta$ Glicko	RD old	RD new	$\Delta$ RD	Comment
Vácha, Jiří	2	1,737	1,732	-5	89	87	-2	First Round, Group 2, 7 Tour
Karlsson, Bie	3	1,843	1,847	4	89	87	-2	
Holub, Lukáš	5	1,456	1,483	27	114	109	-5	First Round, Group 2, 7 Tour
Klazar, Petr	0	1,394	1,375	-19	93	91	-2	
Dion, Till	1	1,894	1,887	-7	57	56	-1	First Round, Group 2, 7 Tour
Božič, Anže	4	1,979	1,986	7	55	55	0	
Gripp, Annika	1	1,643	1,639	-4	56	56	0	First Round, Group 2, 7 Tour
Henttonen, Ville	6	1,889	1,892	3	52	52	0	
Pohořalý, Pavel	6	1,556	1,567	11	89	87	-2	First Round, Group 2, 8 Tour
Pernica, Vít	2	1,375	1,361	-14	99	97	-2	
Touš, Michal	3	1,857	1,873	16	67	67	0	First Round, Group 2, 8 Tour
Матанцев, Евгений	2	2,198	2,186	-12	59	59	0	
Škrlep, Nejc	0	1,847	1,842	-5	58	58	0	First Round, Group 2, 8 Tour
Ležík, Matej	4	2,029	2,040	11	88	87	-1	
Sedláček, Josef	4	1,607	1,637	30	91	90	-1	First Round, Group 2, 8 Tour
Lasmanis, Gints	3	2,052	2,030	-22	77	76	-1	
Pošík ml., Jiří	0	556	556	0	333	333	0	First Round, Group 2, 8 Tour
Karlsson, Bie	7	1,847	1,847	0	87	87	0	
Pommerenke, Ralph	1	1,740	1,736	-4	43	43	0	First Round, Group 2, 8 Tour
Klazar, Petr	1	1,375	1,393	18	91	90	-1	
Vácha, Jiří	2	1,732	1,724	-8	87	86	-1	First Round, Group 2, 8 Tour
Božič, Anže	5	1,986	1,989	3	55	55	0	
Holub, Lukáš	0	1,483	1,477	-6	109	108	-1	First Round, Group 2, 8 Tour
Henttonen, Ville	3	1,892	1,893	1	52	52	0	
Dion, Till	5	1,887	1,891	4	56	56	0	First Round, Group 2, 8 Tour
Gripp, Annika	1	1,639	1,636	-3	56	56	0	
Pernica, Vít	0	1,361	1,360	-1	97	97	0	First Round, Group 2, 9 Tour
Матанцев, Евгений	7	2,186	2,186	0	59	59	0	
Pohořalý, Pavel	0	1,567	1,564	-3	87	87	0	First Round, Group 2, 9 Tour
Ležík, Matej	6	2,040	2,043	3	87	87	0	
Touš, Michal	5	1,873	1,872	-1	67	67	0	First Round, Group 2, 9 Tour
Lasmanis, Gints	6	2,030	2,031	1	76	75	-1	
Škrlep, Nejc	6	1,842	1,851	9	58	57	-1	First Round, Group 2, 9 Tour
Karlsson, Bie	2	1,847	1,827	-20	87	85	-2	
Sedláček, Josef	5	1,637	1,646	9	90	89	-1	First Round, Group 2, 9 Tour
Klazar, Petr	2	1,393	1,384	-9	90	88	-2	
Pošík ml., Jiří	1	556	555	-1	333	333	0	First Round, Group 2, 9 Tour
Božič, Anže	7	1,989	1,989	0	55	55	0	
Pommerenke, Ralph	2	1,736	1,738	2	43	43	0	First Round, Group 2, 9 Tour
Henttonen, Ville	2	1,893	1,890	-3	52	52	0	
Vácha, Jiří	1	1,724	1,700	-24	86	84	-2	First Round, Group 2, 9 Tour
Gripp, Annika	4	1,636	1,646	10	56	55	-1	
Holub, Lukáš	2	1,477	1,488	11	108	107	-1	First Round, Group 2, 9 Tour
Dion, Till	3	1,891	1,888	-3	56	56	0	
Матанцев, Евгений	1	2,186	2,173	-13	59	58	-1	First Round, Group 2, 10 Tour
Lasmanis, Gints	5	2,031	2,053	22	75	74	-1	
Pernica, Vít	3	1,360	1,357	-3	97	97	0	First Round, Group 2, 10 Tour
Karlsson, Bie	5	1,827	1,829	2	85	85	0	

Table 3: (Continuation List of games)

Player	Result	Glicko old	Glicko new	$\Delta$ Glicko	RD old	RD new	$\Delta$ RD	Comment
Pohořalý, Pavel	3	1,564	1,575	11	87	86	-1	First Round, Group 2, 10 Tour
Klazar, Petr	0	1,384	1,373	-11	88	87	-1	
Touš, Michal	6	1,872	1,888	16	67	66	-1	First Round, Group 2, 10 Tour
Božič, Anže	0	1,989	1,978	-11	55	54	-1	
Škrlep, Nejc	2	1,851	1,843	-8	57	57	0	First Round, Group 2, 10 Tour
Henttonen, Ville	8	1,890	1,897	7	52	52	0	
Sedláček, Josef	4	1,646	1,646	0	89	86	-3	First Round, Group 2, 10 Tour
Gripp, Annika	4	1,646	1,646	0	55	55	0	
Pošík ml., Jiří	0	555	555	0	333	333	0	First Round, Group 2, 10 Tour
Dion, Till	6	1,888	1,888	0	56	56	0	
Pommerenke, Ralph	1	1,738	1,732	-6	43	43	0	First Round, Group 2, 10 Tour
Holub, Lukáš	2	1,488	1,522	34	107	105	-2	
Ležík, Matej	3	2,043	2,042	-1	87	85	-2	First Round, Group 2, 11 Tour
Karlsson, Bie	2	1,829	1,830	1	85	83	-2	
Матанцев, Евгений	6	2,173	2,173	0	58	58	0	First Round, Group 2, 11 Tour
Klazar, Petr	1	1,373	1,373	0	87	87	0	
Pernica, Vít	2	1,357	1,355	-2	97	97	0	First Round, Group 2, 11 Tour
Božič, Anže	5	1,978	1,978	0	54	54	0	
Pohořalý, Pavel	1	1,575	1,569	-6	86	85	-1	First Round, Group 2, 11 Tour
Henttonen, Ville	6	1,897	1,899	2	52	52	0	
Touš, Michal	5	1,888	1,893	5	66	66	0	First Round, Group 2, 11 Tour
Gripp, Annika	1	1,646	1,643	-3	55	55	0	
Škrlep, Nejc	2	1,843	1,844	1	57	56	-1	First Round, Group 2, 11 Tour
Dion, Till	2	1,888	1,887	-1	56	56	0	
Sedláček, Josef	0	1,646	1,620	-26	86	85	-1	First Round, Group 2, 11 Tour
Holub, Lukáš	4	1,522	1,560	38	105	101	-4	
Pošík ml., Jiří	1	555	554	-1	333	332	-1	First Round, Group 2, 11 Tour
Vácha, Jiří	8	1,700	1,700	0	84	84	0	
Lasmanis, Gints	5	2,053	2,054	1	74	74	0	First Round, Group 2, 12 Tour
Klazar, Petr	1	1,373	1,372	-1	87	87	0	
Ležík, Matej	0	2,042	2,019	-23	85	83	-2	First Round, Group 2, 12 Tour
Božič, Anže	4	1,978	1,988	10	54	54	0	
Матанцев, Евгений	3	2,173	2,167	-6	58	58	0	First Round, Group 2, 12 Tour
Henttonen, Ville	3	1,899	1,904	5	52	52	0	
Pernica, Vít	3	1,355	1,347	-8	97	95	-2	First Round, Group 2, 12 Tour
Gripp, Annika	5	1,643	1,646	3	55	54	-1	
Pohořalý, Pavel	1	1,569	1,564	-5	85	84	-1	First Round, Group 2, 12 Tour
Dion, Till	5	1,887	1,890	3	56	55	-1	
Touš, Michal	1	1,893	1,878	-15	66	66	0	First Round, Group 2, 12 Tour
Holub, Lukáš	2	1,560	1,595	35	101	100	-1	
Škrlep, Nejc	3	1,844	1,849	5	56	56	0	First Round, Group 2, 12 Tour
Vácha, Jiří	1	1,700	1,688	-12	84	82	-2	
Sedláček, Josef	0	1,620	1,617	-3	85	83	-2	First Round, Group 2, 12 Tour
Pommerenke, Ralph	1	1,732	1,733	1	43	43	0	
Karlsson, Bie	2	1,830	1,819	-11	83	82	-1	First Round, Group 2, 13 Tour
Božič, Anže	5	1,988	1,993	5	54	54	0	

Table 3: (Continuation List of games)

Player	Result	Glicko old	Glicko new	$\Delta$ Glicko	RD old	RD new	$\Delta$ RD	Comment
Lasmanis, Gints	4	2,054	2,063	9	74	73	-1	First Round, Group 2, 13 Tour
Henttonen, Ville	0	1,904	1,899	-5	52	51	-1	
Ležík, Matej	8	2,019	2,023	4	83	83	0	First Round, Group 2, 13 Tour
Gripp, Annika	1	1,646	1,644	-2	54	54	0	
Матанцев, Евгений	7	2,167	2,170	3	58	58	0	First Round, Group 2, 13 Tour
Dion, Till	1	1,890	1,887	-3	55	55	0	
Pernica, Vít	4	1,347	1,373	26	95	94	-1	First Round, Group 2, 13 Tour
Holub, Lukáš	3	1,595	1,566	-29	100	98	-2	
Pohořalý, Pavel	5	1,564	1,589	25	84	82	-2	First Round, Group 2, 13 Tour
Vácha, Jiří	3	1,688	1,664	-24	82	81	-1	
Touš, Michal	3	1,878	1,886	8	66	65	-1	First Round, Group 2, 13 Tour
Pommerenke, Ralph	1	1,733	1,730	-3	43	43	0	
Škrlep, Nejc	8	1,849	1,849	0	56	56	0	First Round, Group 2, 13 Tour
Pošík ml., Jiří	1	554	554	0	332	332	0	
Klazar, Petr	1	1,372	1,370	-2	87	87	0	First Round, Group 2, 14 Tour
Henttonen, Ville	5	1,899	1,900	1	51	51	0	
Karlsson, Bie	4	1,819	1,829	10	82	81	-1	First Round, Group 2, 14 Tour
Gripp, Annika	0	1,644	1,639	-5	54	54	0	
Lasmanis, Gints	4	2,063	2,071	8	73	72	-1	First Round, Group 2, 14 Tour
Dion, Till	1	1,887	1,882	-5	55	55	0	
Ležík, Matej	3	2,023	2,026	3	83	83	0	First Round, Group 2, 14 Tour
Holub, Lukáš	1	1,566	1,562	-4	98	98	0	
Матанцев, Евгений	4	2,170	2,166	-4	58	58	0	First Round, Group 2, 14 Tour
Vácha, Jiří	3	1,664	1,671	7	81	81	0	
Pernica, Vít	2	1,373	1,367	-6	94	93	-1	First Round, Group 2, 14 Tour
Pommerenke, Ralph	4	1,730	1,732	2	43	43	0	
Pohořalý, Pavel	4	1,589	1,589	0	82	82	0	First Round, Group 2, 14 Tour
Pošík ml., Jiří	1	554	552	-2	332	330	-2	
Touš, Michal	6	1,886	1,890	4	65	65	0	First Round, Group 2, 14 Tour
Sedláček, Josef	1	1,617	1,610	-7	83	82	-1	
Božič, Anže	6	1,993	1,994	1	54	53	-1	First Round, Group 2, 15 Tour
Gripp, Annika	1	1,639	1,637	-2	54	54	0	
Klazar, Petr	1	1,370	1,367	-3	87	87	0	First Round, Group 2, 15 Tour
Dion, Till	5	1,882	1,883	1	55	55	0	
Karlsson, Bie	3	1,829	1,836	7	81	80	-1	First Round, Group 2, 15 Tour
Holub, Lukáš	0	1,562	1,553	-9	98	96	-2	
Lasmanis, Gints	2	2,071	2,066	-5	72	71	-1	First Round, Group 2, 15 Tour
Vácha, Jiří	1	1,671	1,677	6	81	80	-1	
Ležík, Matej	1	2,026	2,003	-23	83	82	-1	First Round, Group 2, 15 Tour
Pommerenke, Ralph	2	1,732	1,738	6	43	43	0	
Матанцев, Евгений	7	2,166	2,166	0	58	58	0	First Round, Group 2, 15 Tour
Pošík ml., Jiří	1	552	552	0	330	330	0	
Pernica, Vít	0	1,367	1,358	-9	93	91	-2	First Round, Group 2, 15 Tour
Sedláček, Josef	4	1,610	1,617	7	82	81	-1	
Pohořalý, Pavel	6	1,589	1,620	31	82	81	-1	First Round, Group 2, 15 Tour
Škrlep, Nejc	4	1,849	1,835	-14	56	56	0	
Henttonen, Ville	2	1,900	1,903	3	51	51	0	First Round, Group 2, 16 Tour
Dion, Till	1	1,883	1,879	-4	55	55	0	

Table 3: (Continuation List of games)

Player	Result	Glicko old	Glicko new	$\Delta$ Glicko	RD old	RD new	$\Delta$ RD	Comment
Božič, Anže	6	1,994	1,996	2	53	53	0	First Round, Group 2, 16 Tour
Holub, Lukáš	3	1,553	1,549	-4	96	96	0	
Klazar, Petr	3	1,367	1,361	-6	87	86	-1	First Round, Group 2, 16 Tour
Vácha, Jiří	8	1,677	1,682	5	80	80	0	
Karlsson, Bie	0	1,836	1,813	-23	80	78	-2	First Round, Group 2, 16 Tour
Pommerenke, Ralph	3	1,738	1,744	6	43	43	0	
Lasmanis, Gints	6	2,066	2,066	0	71	71	0	First Round, Group 2, 16 Tour
Pošik ml., Jiří	0	552	552	0	330	330	0	
Ležík, Matej	7	2,003	2,007	4	82	82	0	First Round, Group 2, 16 Tour
Sedláček, Josef	1	1,617	1,613	-4	81	81	0	
Матанцев, Евгений	9	2,166	2,169	3	58	58	0	First Round, Group 2, 16 Tour
Škrlep, Nejc	2	1,835	1,833	-2	56	56	0	
Pernica, Vít	0	1,358	1,356	-2	91	91	0	First Round, Group 2, 16 Tour
Touš, Michal	5	1,890	1,891	1	65	65	0	
Gripp, Annika	4	1,637	1,643	6	54	54	0	First Round, Group 2, 17 Tour
Holub, Lukáš	0	1,549	1,530	-19	96	93	-3	
Henttonen, Ville	4	1,903	1,892	-11	51	51	0	First Round, Group 2, 17 Tour
Vácha, Jiří	7	1,682	1,710	28	80	79	-1	
Božič, Anže	1	1,996	1,991	-5	53	53	0	First Round, Group 2, 17 Tour
Pommerenke, Ralph	1	1,744	1,747	3	43	42	-1	
Klazar, Petr	5	1,361	1,362	1	86	86	0	First Round, Group 2, 17 Tour
Pošik ml., Jiří	0	552	545	-7	330	325	-5	
Karlsson, Bie	4	1,813	1,813	0	78	78	0	First Round, Group 2, 17 Tour
Sedláček, Josef	3	1,613	1,614	1	81	80	-1	
Lasmanis, Gints	5	2,066	2,058	-8	71	71	0	First Round, Group 2, 17 Tour
Škrlep, Nejc	5	1,833	1,838	5	56	56	0	
Ležík, Matej	6	2,007	2,019	12	82	81	-1	First Round, Group 2, 17 Tour
Touš, Michal	2	1,891	1,883	-8	65	65	0	
Матанцев, Евгений	11	2,169	2,170	1	58	58	0	First Round, Group 2, 17 Tour
Pohořalý, Pavel	0	1,620	1,618	-2	81	81	0	
Dion, Till	4	1,879	1,884	5	55	54	-1	First Round, Group 2, 18 Tour
Vácha, Jiří	1	1,710	1,700	-10	79	78	-1	
Gripp, Annika	1	1,643	1,638	-5	54	53	-1	First Round, Group 2, 18 Tour
Pommerenke, Ralph	3	1,747	1,751	4	42	42	0	
Henttonen, Ville	11	1,892	1,892	0	51	51	0	First Round, Group 2, 18 Tour
Pošik ml., Jiří	0	545	545	0	325	324	-1	
Božič, Anže	5	1,991	1,992	1	53	53	0	First Round, Group 2, 18 Tour
Sedláček, Josef	2	1,614	1,610	-4	80	79	-1	
Klazar, Petr	1	1,362	1,360	-2	86	86	0	First Round, Group 2, 18 Tour
Škrlep, Nejc	4	1,838	1,839	1	56	56	0	
Karlsson, Bie	0	1,813	1,800	-13	78	76	-2	First Round, Group 2, 18 Tour
Touš, Michal	4	1,883	1,893	10	65	64	-1	
Lasmanis, Gints	4	2,058	2,060	2	71	71	0	First Round, Group 2, 18 Tour
Pohořalý, Pavel	1	1,618	1,615	-3	81	81	0	
Ležík, Matej	7	2,019	2,020	1	81	81	0	First Round, Group 2, 18 Tour
Pernica, Vít	4	1,356	1,354	-2	91	91	0	

Table 3: (Continuation List of games)

Player	Result	Glicko old	Glicko new	$\Delta$ Glicko	RD old	RD new	$\Delta$ RD	Comment
Кондрашевський, Любомир	2	1,550	1,553	3	107	105	-2	First Round, Group 3, 1 Tour
Вербицкий, Микола	3	1,784	1,784	0	56	56	0	
Caics, Edgars	6	2,275	2,282	7	87	86	-1	First Round, Group 3, 1 Tour
Naglis, Kristaps	3	2,013	2,004	-9	93	91	-2	
Dvořáček, David	1	1,872	1,847	-25	100	97	-3	First Round, Group 3, 1 Tour
Remeika, Žygimantas	4	1,883	1,895	12	68	67	-1	
Gripp, Gunnar	1	1,620	1,619	-1	45	44	-1	First Round, Group 3, 1 Tour
Nechutný, Hynek	2	1,695	1,702	7	98	95	-3	
Herold, Adam	0	1,603	1,596	-7	104	103	-1	First Round, Group 3, 1 Tour
Šmíd, David	6	1,963	1,970	7	100	99	-1	
Herold, Kryštof	8	1,919	1,920	1	100	100	0	First Round, Group 3, 1 Tour
Nádvorník, Vít	1	900	898	-2	339	337	-2	
Jež, Robert	2	1,740	1,734	-6	101	100	-1	First Round, Group 3, 1 Tour
Moravec St., Martin	1	1,426	1,431	5	102	100	-2	
Boštk, Michal	3	2,004	1,969	-35	100	99	-1	First Round, Group 3, 1 Tour
Marek, František	4	1,585	1,624	39	105	104	-1	
Kurka, Josef	2	1,954	1,957	3	100	97	-3	First Round, Group 3, 1 Tour
Larsson, Emil	2	1,991	1,989	-2	85	83	-2	
Вербицкий, Микола	2	1,784	1,788	4	56	56	0	First Round, Group 3, 2 Tour
Naglis, Kristaps	2	2,004	1,992	-12	91	89	-2	
Кондрашевський, Любомир	2	1,553	1,545	-8	105	103	-2	First Round, Group 3, 2 Tour
Remeika, Žygimantas	5	1,895	1,899	4	67	67	0	
Caics, Edgars	6	2,282	2,284	2	86	85	-1	First Round, Group 3, 2 Tour
Nechutný, Hynek	1	1,702	1,700	-2	95	95	0	
Dvořáček, David	3	1,847	1,867	20	97	94	-3	First Round, Group 3, 2 Tour
Šmíd, David	2	1,970	1,949	-21	99	96	-3	
Gripp, Gunnar	8	1,619	1,619	0	44	44	0	First Round, Group 3, 2 Tour
Nádvorník, Vít	1	898	888	-10	337	327	-10	
Herold, Adam	1	1,596	1,584	-12	103	100	-3	First Round, Group 3, 2 Tour
Moravec St., Martin	1	1,431	1,442	11	100	98	-2	
Herold, Kryštof	4	1,920	1,929	9	100	98	-2	First Round, Group 3, 2 Tour
Marek, František	0	1,624	1,614	-10	104	102	-2	
Jež, Robert	2	1,734	1,724	-10	100	98	-2	First Round, Group 3, 2 Tour
Larsson, Emil	4	1,989	1,996	7	83	82	-1	
Boštk, Michal	4	1,969	1,993	24	99	96	-3	First Round, Group 3, 2 Tour
Kurka, Josef	2	1,957	1,933	-24	97	94	-3	
Naglis, Kristaps	4	1,992	2,008	16	89	87	-2	First Round, Group 3, 3 Tour
Remeika, Žygimantas	1	1,899	1,890	-9	67	66	-1	
Вербицкий, Микола	0	1,788	1,786	-2	56	55	-1	First Round, Group 3, 3 Tour
Nechutný, Hynek	0	1,700	1,706	6	95	92	-3	
Кондрашевський, Любомир	0	1,545	1,539	-6	103	102	-1	First Round, Group 3, 3 Tour
Šmíd, David	8	1,949	1,954	5	96	95	-1	
Caics, Edgars	9	2,284	2,284	0	85	85	0	First Round, Group 3, 3 Tour
Nádvorník, Vít	1	888	888	0	327	327	0	
Dvořáček, David	6	1,867	1,871	4	94	93	-1	First Round, Group 3, 3 Tour
Moravec St., Martin	1	1,442	1,438	-4	98	97	-1	

Table 3: (Continuation List of games)

Player	Result	Glicko old	Glicko new	$\Delta$ Glicko	RD old	RD new	$\Delta$ RD	Comment
Gripp, Gunnar	3	1,619	1,614	-5	44	44	0	First Round, Group 3, 3 Tour
Marek, František	6	1,614	1,642	28	102	98	-4	
Herold, Adam	1	1,584	1,593	9	100	99	-1	First Round, Group 3, 3 Tour
Larsson, Emil	2	1,996	1,991	-5	82	81	-1	
Herold, Kryštof	4	1,929	1,954	25	98	95	-3	First Round, Group 3, 3 Tour
Kurka, Josef	2	1,933	1,910	-23	94	92	-2	
Jež, Robert	1	1,724	1,715	-9	98	96	-2	First Round, Group 3, 3 Tour
Boštk, Michal	5	1,993	2,003	10	96	94	-2	
Remeika, Žygimantas	3	1,890	1,896	6	66	66	0	First Round, Group 3, 4 Tour
Nechutný, Hýnek	1	1,706	1,694	-12	92	90	-2	
Naglis, Kristaps	3	2,008	1,985	-23	87	85	-2	First Round, Group 3, 4 Tour
Šmíd, David	5	1,954	1,981	27	95	92	-3	
Вербицкий, Микола	2	1,786	1,784	-2	55	55	0	First Round, Group 3, 4 Tour
Nádvorník, Vít	1	888	1,033	145	327	324	-3	
Кондрашевський, Любомир	4	1,539	1,559	20	102	99	-3	First Round, Group 3, 4 Tour
Moravec St., Martin	1	1,438	1,420	-18	97	94	-3	
Caics, Edgars	5	2,284	2,285	1	85	85	0	First Round, Group 3, 4 Tour
Marek, František	0	1,642	1,641	-1	98	98	0	
Dvořáček, David	2	1,871	1,878	7	93	91	-2	First Round, Group 3, 4 Tour
Larsson, Emil	2	1,991	1,985	-6	81	80	-1	
Gripp, Gunnar	3	1,614	1,612	-2	44	44	0	First Round, Group 3, 4 Tour
Kurka, Josef	6	1,910	1,917	7	92	90	-2	
Herold, Adam	4	1,593	1,588	-5	99	98	-1	First Round, Group 3, 4 Tour
Boštk, Michal	6	2,003	2,007	4	94	93	-1	
Herold, Kryštof	1	1,954	1,928	-26	95	93	-2	First Round, Group 3, 4 Tour
Jež, Robert	2	1,715	1,741	26	96	94	-2	
Nechutný, Hýnek	0	1,694	1,687	-7	90	89	-1	First Round, Group 3, 5 Tour
Šmíd, David	2	1,981	1,989	8	92	91	-1	
Remeika, Žygimantas	9	1,896	1,896	0	66	66	0	First Round, Group 3, 5 Tour
Nádvorník, Vít	1	1,033	1,029	-4	311	307	-4	
Naglis, Kristaps	5	1,985	1,986	1	85	85	0	First Round, Group 3, 5 Tour
Moravec St., Martin	2	1,420	1,418	-2	94	94	0	
Вербицкий, Микола	5	1,784	1,789	5	55	55	0	First Round, Group 3, 5 Tour
Marek, František	2	1,641	1,625	-16	98	95	-3	
Кондрашевський, Любомир	1	1,559	1,554	-5	99	99	0	First Round, Group 3, 5 Tour
Larsson, Emil	9	1,985	1,988	3	80	79	-1	
Caics, Edgars	4	2,285	2,290	5	85	85	0	First Round, Group 3, 5 Tour
Kurka, Josef	0	1,917	1,912	-5	90	90	0	
Dvořáček, David	4	1,878	1,886	8	91	89	-2	First Round, Group 3, 5 Tour
Boštk, Michal	4	2,007	1,999	-8	93	91	-2	
Gripp, Gunnar	1	1,612	1,611	-1	44	44	0	First Round, Group 3, 5 Tour
Jež, Robert	2	1,741	1,744	3	94	91	-3	
Herold, Adam	0	1,588	1,581	-7	98	97	-1	First Round, Group 3, 5 Tour
Herold, Kryštof	6	1,928	1,934	6	93	92	-1	
Šmíd, David	8	1,989	1,989	0	91	91	0	First Round, Group 3, 6 Tour
Nádvorník, Vít	1	1,029	1,026	-3	307	305	-2	

Table 3: (Continuation List of games)

Player	Result	Glicko old	Glicko new	$\Delta$ Glicko	RD old	RD new	$\Delta$ RD	Comment
Nechutný, Hynek	3	1,687	1,695	8	89	87	-2	First Round, Group 3, 6 Tour
Moravec St., Martin	1	1,418	1,409	-9	94	93	-1	
Remeika, Žygimantas	5	1,896	1,901	5	66	65	-1	First Round, Group 3, 6 Tour
Marek, František	1	1,625	1,616	-9	95	93	-2	
Naglis, Kristaps	3	1,986	1,987	1	85	83	-2	First Round, Group 3, 6 Tour
Larsson, Emil	3	1,988	1,988	0	79	78	-1	
Вербицкий, Микола	3	1,789	1,783	-6	55	55	0	First Round, Group 3, 6 Tour
Kurka, Josef	6	1,912	1,926	14	90	88	-2	
Кондрашевський, Любомир	2	1,554	1,550	-4	99	98	-1	First Round, Group 3, 6 Tour
Boštk, Michal	4	1,999	2,003	4	91	91	0	
Caics, Edgars	4	2,290	2,272	-18	85	84	-1	First Round, Group 3, 6 Tour
Jež, Robert	4	1,744	1,765	21	91	91	0	
Dvořáček, David	2	1,886	1,899	13	89	87	-2	First Round, Group 3, 6 Tour
Herold, Kryštof	1	1,934	1,920	-14	92	89	-3	
Gripp, Gunnar	4	1,611	1,616	5	44	44	0	First Round, Group 3, 6 Tour
Herold, Adam	0	1,581	1,558	-23	97	94	-3	
Nádvorník, Vít	2	1,026	983	-43	305	271	-34	First Round, Group 3, 7 Tour
Moravec St., Martin	5	1,409	1,415	6	93	92	-1	
Šmíd, David	5	1,989	1,972	-17	91	90	-1	First Round, Group 3, 7 Tour
Marek, František	5	1,616	1,634	18	93	93	0	
Nechutný, Hynek	1	1,695	1,688	-7	87	86	-1	First Round, Group 3, 7 Tour
Larsson, Emil	4	1,988	1,994	6	78	77	-1	
Remeika, Žygimantas	2	1,901	1,896	-5	65	65	0	First Round, Group 3, 7 Tour
Kurka, Josef	3	1,926	1,935	9	88	86	-2	
Naglis, Kristaps	4	1,987	1,996	9	83	81	-2	First Round, Group 3, 7 Tour
Boštk, Michal	3	2,003	1,991	-12	91	88	-3	
Вербицкий, Микола	3	1,783	1,791	8	55	54	-1	First Round, Group 3, 7 Tour
Jež, Robert	0	1,765	1,744	-21	91	89	-2	
Кондрашевський, Любомир	4	1,550	1,570	20	98	97	-1	First Round, Group 3, 7 Tour
Herold, Kryštof	4	1,920	1,904	-16	89	88	-1	
Caics, Edgars	5	2,272	2,273	1	84	84	0	First Round, Group 3, 7 Tour
Herold, Adam	0	1,558	1,557	-1	94	94	0	
Dvořáček, David	2	1,899	1,885	-14	87	85	-2	First Round, Group 3, 7 Tour
Gripp, Gunnar	2	1,616	1,619	3	44	44	0	
Moravec St., Martin	5	1,415	1,450	35	92	91	-1	First Round, Group 3, 8 Tour
Marek, František	2	1,634	1,599	-35	93	91	-2	
Nádvorník, Vít	2	983	981	-2	271	270	-1	First Round, Group 3, 8 Tour
Larsson, Emil	10	1,994	1,994	0	77	77	0	
Šmíd, David	3	1,972	1,959	-13	90	88	-2	First Round, Group 3, 8 Tour
Kurka, Josef	4	1,935	1,947	12	86	84	-2	
Nechutný, Hynek	1	1,688	1,681	-7	86	85	-1	First Round, Group 3, 8 Tour
Boštk, Michal	6	1,991	1,998	7	88	87	-1	
Remeika, Žygimantas	4	1,896	1,903	7	65	64	-1	First Round, Group 3, 8 Tour
Jež, Robert	1	1,744	1,731	-13	89	87	-2	
Naglis, Kristaps	2	1,996	2,009	13	81	79	-2	First Round, Group 3, 8 Tour
Herold, Kryštof	0	1,904	1,888	-16	88	86	-2	

Table 3: (Continuation List of games)

Player	Result	Glicko old	Glicko new	$\Delta$ Glicko	RD old	RD new	$\Delta$ RD	Comment
Вербицкий, Микола	3	1,791	1,790	-1	54	54	0	First Round, Group 3, 8 Tour
Herold, Adam	2	1,557	1,559	2	94	92	-2	
Кондрашевський, Любомир	3	1,570	1,586	16	97	94	-3	First Round, Group 3, 8 Tour
Gripp, Gunnar	2	1,619	1,616	-3	44	44	0	
Caics, Edgars	5	2,273	2,277	4	84	84	0	First Round, Group 3, 8 Tour
Dvořáček, David	3	1,885	1,881	-4	85	85	0	
Marek, František	2	1,599	1,606	7	91	90	-1	First Round, Group 3, 9 Tour
Larsson, Emil	3	1,994	1,989	-5	77	76	-1	
Moravec St., Martin	3	1,450	1,482	32	91	90	-1	First Round, Group 3, 9 Tour
Kurka, Josef	2	1,947	1,920	-27	84	84	0	
Nádvorník, Vít	3	981	980	-1	270	269	-1	First Round, Group 3, 9 Tour
Boštk, Michal	9	1,998	1,998	0	87	87	0	
Šmíd, David	2	1,959	1,968	9	88	86	-2	First Round, Group 3, 9 Tour
Jež, Robert	0	1,731	1,723	-8	87	86	-1	
Nechutný, Hynek	1	1,681	1,672	-9	85	84	-1	First Round, Group 3, 9 Tour
Herold, Kryštof	4	1,888	1,898	10	86	85	-1	
Remeika, Žygimantas	1	1,903	1,889	-14	64	64	0	First Round, Group 3, 9 Tour
Herold, Adam	2	1,559	1,589	30	92	91	-1	
Naglis, Kristaps	7	2,009	2,013	4	79	79	0	First Round, Group 3, 9 Tour
Gripp, Gunnar	4	1,616	1,615	-1	44	44	0	
Вербицкий, Микола	3	1,790	1,792	2	54	54	0	First Round, Group 3, 9 Tour
Dvořáček, David	3	1,881	1,876	-5	85	83	-2	
Кондрашевський, Любомир	2	1,586	1,610	24	94	94	0	First Round, Group 3, 9 Tour
Caics, Edgars	2	2,277	2,258	-19	84	84	0	
Larsson, Emil	0	1,989	1,974	-15	76	75	-1	First Round, Group 3, 10 Tour
Boštk, Michal	3	1,998	2,018	20	87	85	-2	
Marek, František	0	1,606	1,591	-15	90	88	-2	First Round, Group 3, 10 Tour
Jež, Robert	2	1,723	1,736	13	86	84	-2	
Moravec St., Martin	0	1,482	1,478	-4	90	90	0	First Round, Group 3, 10 Tour
Herold, Kryštof	6	1,898	1,901	3	85	84	-1	
Nádvorník, Vít	0	980	967	-13	269	260	-9	First Round, Group 3, 10 Tour
Herold, Adam	6	1,589	1,591	2	91	91	0	
Šmíd, David	5	1,968	1,973	5	86	85	-1	First Round, Group 3, 10 Tour
Gripp, Gunnar	0	1,615	1,614	-1	44	44	0	
Nechutný, Hynek	1	1,672	1,663	-9	84	82	-2	First Round, Group 3, 10 Tour
Dvořáček, David	6	1,876	1,885	9	83	82	-1	
Remeika, Žygimantas	3	1,889	1,892	3	64	64	0	First Round, Group 3, 10 Tour
Caics, Edgars	4	2,258	2,253	-5	84	83	-1	
Naglis, Kristaps	5	2,013	2,016	3	79	78	-1	First Round, Group 3, 10 Tour
Кондрашевський, Любомир	0	1,610	1,605	-5	94	94	0	
Kurka, Josef	1	1,920	1,892	-28	84	83	-1	First Round, Group 3, 11 Tour
Jež, Robert	4	1,736	1,764	28	84	82	-2	
Larsson, Emil	5	1,974	1,978	4	75	74	-1	First Round, Group 3, 11 Tour
Herold, Kryštof	4	1,901	1,896	-5	84	82	-2	
Marek, František	4	1,591	1,602	11	88	86	-2	First Round, Group 3, 11 Tour
Herold, Adam	3	1,591	1,580	-11	91	89	-2	

Table 3: (Continuation List of games)

Player	Result	Glicko old	Glicko new	$\Delta$ Glicko	RD old	RD new	$\Delta$ RD	Comment
Moravec St., Martin	5	1,478	1,508	30	90	88	-2	First Round, Group 3, 11 Tour
Gripp, Gunnar	1	1,614	1,606	-8	44	43	-1	
Nádvorník, Vít	3	967	965	-2	260	259	-1	First Round, Group 3, 11 Tour
Dvořáček, David	10	1,885	1,885	0	82	82	0	
Šmíd, David	4	1,973	1,966	-7	85	84	-1	First Round, Group 3, 11 Tour
Caics, Edgars	7	2,253	2,259	6	83	82	-1	
Nechutný, Hůnek	1	1,663	1,642	-21	82	81	-1	First Round, Group 3, 11 Tour
Кондрашевський, Любомир	5	1,605	1,632	27	94	91	-3	
Remeika, Žygimantas	1	1,892	1,894	2	64	63	-1	First Round, Group 3, 11 Tour
Вербицкий, Микола	0	1,792	1,791	-1	54	54	0	
Boštk, Michal	2	2,018	2,021	3	85	83	-2	First Round, Group 3, 12 Tour
Herold, Kryštof	1	1,896	1,893	-3	82	80	-2	
Kurka, Josef	2	1,892	1,860	-32	83	82	-1	First Round, Group 3, 12 Tour
Herold, Adam	4	1,580	1,617	37	89	88	-1	
Larsson, Emil	3	1,978	1,982	4	74	73	-1	First Round, Group 3, 12 Tour
Gripp, Gunnar	0	1,606	1,605	-1	43	43	0	
Marek, František	2	1,602	1,595	-7	86	85	-1	First Round, Group 3, 12 Tour
Dvořáček, David	5	1,885	1,892	7	82	81	-1	
Moravec St., Martin	0	1,508	1,507	-1	88	88	0	First Round, Group 3, 12 Tour
Caics, Edgars	3	2,259	2,260	1	82	82	0	
Nádvorník, Vít	2	965	956	-9	259	253	-6	First Round, Group 3, 12 Tour
Кондрашевський, Любомир	11	1,632	1,634	2	91	91	0	
Šmíd, David	4	1,966	1,977	11	84	83	-1	First Round, Group 3, 12 Tour
Вербицкий, Микола	0	1,791	1,786	-5	54	53	-1	
Nechutný, Hůnek	2	1,642	1,638	-4	81	80	-1	First Round, Group 3, 12 Tour
Naglis, Kristaps	6	2,016	2,020	4	78	78	0	
Jež, Robert	1	1,764	1,766	2	82	81	-1	First Round, Group 3, 13 Tour
Herold, Adam	0	1,617	1,614	-3	88	86	-2	
Boštk, Michal	2	2,021	2,015	-6	83	83	0	First Round, Group 3, 13 Tour
Gripp, Gunnar	1	1,605	1,607	2	43	43	0	
Kurka, Josef	2	1,860	1,844	-16	82	81	-1	First Round, Group 3, 13 Tour
Dvořáček, David	5	1,892	1,908	16	81	79	-2	
Larsson, Emil	2	1,982	1,976	-6	73	73	0	First Round, Group 3, 13 Tour
Caics, Edgars	4	2,260	2,266	6	82	81	-1	
Marek, František	1	1,595	1,597	2	85	83	-2	First Round, Group 3, 13 Tour
Кондрашевський, Любомир	1	1,634	1,632	-2	91	89	-2	
Moravec St., Martin	3	1,507	1,543	36	88	87	-1	First Round, Group 3, 13 Tour
Вербицкий, Микола	0	1,786	1,773	-13	53	53	0	
Nádvorník, Vít	2	956	955	-1	253	252	-1	First Round, Group 3, 13 Tour
Naglis, Kristaps	12	2,020	2,020	0	78	78	0	
Šmíd, David	3	1,977	1,982	5	83	81	-2	First Round, Group 3, 13 Tour
Remeika, Žygimantas	2	1,894	1,891	-3	63	63	0	
Herold, Kryštof	4	1,893	1,899	6	80	80	0	First Round, Group 3, 14 Tour
Gripp, Gunnar	0	1,607	1,605	-2	43	43	0	
Jež, Robert	4	1,766	1,790	24	81	80	-1	First Round, Group 3, 14 Tour
Dvořáček, David	0	1,908	1,884	-24	79	78	-1	

Table 3: (Continuation List of games)

Player	Result	Glicko old	Glicko new	$\Delta$ Glicko	RD old	RD new	$\Delta$ RD	Comment
Boštík, Michal	2	2,015	2,026	11	83	82	-1	First Round, Group 3, 14 Tour
Caics, Edgars	2	2,266	2,256	-10	81	80	-1	
Kurka, Josef	3	1,844	1,817	-27	81	80	-1	First Round, Group 3, 14 Tour
Кондрашевський, Любомир	6	1,632	1,664	32	89	88	-1	
Larsson, Emil	6	1,976	1,983	7	73	72	-1	First Round, Group 3, 14 Tour
Вербицкий, Микола	2	1,773	1,769	-4	53	53	0	
Marek, František	0	1,597	1,594	-3	83	83	0	First Round, Group 3, 14 Tour
Naglis, Kristaps	5	2,020	2,023	3	78	78	0	
Moravec St., Martin	1	1,543	1,538	-5	87	86	-1	First Round, Group 3, 14 Tour
Remeika, Žygimantas	3	1,891	1,894	3	63	63	0	
Nádvorník, Vít	3	955	948	-7	252	247	-5	First Round, Group 3, 14 Tour
Nechutný, Hynek	8	1,638	1,640	2	80	80	0	
Herold, Adam	2	1,614	1,648	34	86	85	-1	First Round, Group 3, 15 Tour
Dvořáček, David	0	1,884	1,857	-27	78	77	-1	
Herold, Kryštof	1	1,899	1,894	-5	80	79	-1	First Round, Group 3, 15 Tour
Caics, Edgars	4	2,256	2,260	4	80	79	-1	
Jež, Robert	5	1,790	1,793	3	80	78	-2	First Round, Group 3, 15 Tour
Кондрашевський, Любомир	4	1,664	1,661	-3	88	86	-2	
Boštík, Michal	4	2,026	2,033	7	82	81	-1	First Round, Group 3, 15 Tour
Вербицкий, Микола	1	1,769	1,766	-3	53	53	0	
Kurka, Josef	1	1,817	1,808	-9	80	79	-1	First Round, Group 3, 15 Tour
Naglis, Kristaps	13	2,023	2,031	8	78	77	-1	
Larsson, Emil	3	1,983	1,980	-3	72	71	-1	First Round, Group 3, 15 Tour
Remeika, Žygimantas	3	1,894	1,897	3	63	62	-1	
Marek, František	3	1,594	1,614	20	83	81	-2	First Round, Group 3, 15 Tour
Nechutný, Hynek	0	1,640	1,620	-20	80	78	-2	
Moravec St., Martin	2	1,538	1,534	-4	86	86	0	First Round, Group 3, 15 Tour
Šmíd, David	5	1,982	1,984	2	81	81	0	
Gripp, Gunnar	2	1,605	1,605	0	43	43	0	First Round, Group 3, 16 Tour
Caics, Edgars	6	2,260	2,261	1	79	79	0	
Herold, Adam	2	1,648	1,649	1	85	84	-1	First Round, Group 3, 16 Tour
Кондрашевський, Любомир	2	1,661	1,660	-1	86	84	-2	
Herold, Kryštof	2	1,894	1,888	-6	79	77	-2	First Round, Group 3, 16 Tour
Вербицкий, Микола	2	1,766	1,769	3	53	53	0	
Jež, Robert	2	1,793	1,794	1	78	78	0	First Round, Group 3, 16 Tour
Naglis, Kristaps	3	2,031	2,030	-1	77	76	-1	
Boštík, Michal	3	2,033	2,035	2	81	79	-2	First Round, Group 3, 16 Tour
Remeika, Žygimantas	2	1,897	1,895	-2	62	62	0	
Kurka, Josef	2	1,808	1,791	-17	79	78	-1	First Round, Group 3, 16 Tour
Nechutný, Hynek	3	1,620	1,637	17	78	77	-1	
Larsson, Emil	1	1,980	1,980	0	71	69	-2	First Round, Group 3, 16 Tour
Šmíd, David	1	1,984	1,984	0	81	79	-2	
Marek, František	8	1,614	1,615	1	81	81	0	First Round, Group 3, 16 Tour
Nádvorník, Vít	1	948	940	-8	247	242	-5	
Dvořáček, David	6	1,857	1,865	8	77	76	-1	First Round, Group 3, 17 Tour
Кондрашевський, Любомир	3	1,660	1,651	-9	84	83	-1	

Table 3: (Continuation List of games)

Player	Result	Glicko old	Glicko new	$\Delta$ Glicko	RD old	RD new	$\Delta$ RD	Comment
Gripp, Gunnar	2	1,605	1,607	2	43	43	0	First Round, Group 3, 17 Tour
Вербицкий, Микола	2	1,769	1,765	-4	53	53	0	
Herold, Adam	3	1,649	1,644	-5	84	83	-1	First Round, Group 3, 17 Tour
Naglis, Kristaps	6	2,030	2,033	3	76	75	-1	
Herold, Kryštof	3	1,888	1,905	17	77	76	-1	First Round, Group 3, 17 Tour
Remeika, Žygimantas	1	1,895	1,885	-10	62	61	-1	
Jež, Robert	6	1,794	1,804	10	78	77	-1	First Round, Group 3, 17 Tour
Nechutný, Hýnek	1	1,637	1,627	-10	77	76	-1	
Boštk, Michal	4	2,035	2,050	15	79	78	-1	First Round, Group 3, 17 Tour
Šmíd, David	1	1,984	1,970	-14	79	77	-2	
Kurka, Josef	5	1,791	1,792	1	78	78	0	First Round, Group 3, 17 Tour
Nádvorník, Vít	2	940	937	-3	242	241	-1	
Larsson, Emil	7	1,980	1,982	2	69	69	0	First Round, Group 3, 17 Tour
Moravec St., Martin	2	1,534	1,531	-3	86	86	0	
Caics, Edgars	3	2,261	2,263	2	79	79	0	First Round, Group 3, 18 Tour
Вербицкий, Микола	1	1,765	1,765	0	53	53	0	
Dvořáček, David	3	1,865	1,864	-1	76	75	-1	First Round, Group 3, 18 Tour
Naglis, Kristaps	4	2,033	2,034	1	75	74	-1	
Gripp, Gunnar	1	1,607	1,605	-2	43	43	0	First Round, Group 3, 18 Tour
Remeika, Žygimantas	4	1,885	1,888	3	61	61	0	
Herold, Adam	8	1,644	1,662	18	83	82	-1	First Round, Group 3, 18 Tour
Nechutný, Hýnek	2	1,627	1,612	-15	76	75	-1	
Herold, Kryštof	5	1,905	1,923	18	76	74	-2	First Round, Group 3, 18 Tour
Šmíd, David	2	1,970	1,951	-19	77	76	-1	
Jež, Robert	8	1,804	1,804	0	77	77	0	First Round, Group 3, 18 Tour
Nádvorník, Vít	2	937	935	-2	241	239	-2	
Boštk, Michal	7	2,050	2,052	2	78	78	0	First Round, Group 3, 18 Tour
Moravec St., Martin	1	1,531	1,529	-2	86	86	0	
Kurka, Josef	4	1,792	1,801	9	78	77	-1	First Round, Group 3, 18 Tour
Marek, František	1	1,615	1,606	-9	81	80	-1	
Fuchs, Petr	4	1,910	1,932	22	100	97	-3	First Round, Group 4, 1 Tour
Thomas, Simon	1	1,849	1,841	-8	63	62	-1	
Remeika, Gintautas	2	1,658	1,644	-14	64	64	0	First Round, Group 4, 1 Tour
Tabara, Oskar	3	1,024	1,191	167	206	202	-4	
Nilsson, Eddie	1	2,232	2,222	-10	55	55	0	First Round, Group 4, 1 Tour
Hermansson, Gustaf	2	1,894	1,908	14	63	63	0	
Janouškovec, Jan	7	1,596	1,606	10	105	103	-2	First Round, Group 4, 1 Tour
Janouškovec, Pavel	0	1,311	1,288	-23	162	154	-8	
Saulītis, Mikus	3	1,946	1,939	-7	67	67	0	First Round, Group 4, 1 Tour
Reķis, Jēkabs	6	2,110	2,117	7	63	62	-1	
Jerabek, Daniel	2	1,428	1,454	26	123	120	-3	First Round, Group 4, 1 Tour
Průhoda, Ludek	2	1,720	1,703	-17	101	100	-1	
Kahoun ml., Tomáš	3	1,846	1,866	20	79	77	-2	First Round, Group 4, 1 Tour
Pikl, Václav	0	1,922	1,900	-22	83	81	-2	
Kopřiva, Adam	4	1,918	1,921	3	100	100	0	First Round, Group 4, 1 Tour
Hrnčář, Radek	2	1,389	1,384	-5	133	131	-2	

Table 3: (Continuation List of games)

Player	Result	Glicko old	Glicko new	$\Delta$ Glicko	RD old	RD new	$\Delta$ RD	Comment
Kraus, Vojtěch	9	1,734	1,737	3	101	101	0	First Round, Group 4, 1 Tour
Nádvorník, Martin	2	1,175	1,162	-13	241	233	-8	
Thomas, Simon	2	1,841	1,837	-4	62	62	0	First Round, Group 4, 2 Tour
Tabara, Oskar	1	1,191	1,242	51	202	199	-3	
Fuchs, Petr	2	1,932	1,906	-26	97	94	-3	First Round, Group 4, 2 Tour
Hermansson, Gustaf	4	1,908	1,919	11	63	63	0	
Remeika, Gintautas	5	1,644	1,647	3	64	64	0	First Round, Group 4, 2 Tour
Janouškovec, Pavel	2	1,288	1,274	-14	154	148	-6	
Nilsson, Eddie	2	2,222	2,215	-7	55	55	0	First Round, Group 4, 2 Tour
Reķis, Jēkabs	3	2,117	2,125	8	62	62	0	
Janouškovec, Jan	3	1,606	1,586	-20	103	100	-3	First Round, Group 4, 2 Tour
Průhoda, Ludek	5	1,703	1,722	19	100	97	-3	
Saulītis, Mikus	4	1,939	1,950	11	67	66	-1	First Round, Group 4, 2 Tour
Pikl, Václav	1	1,900	1,884	-16	81	79	-2	
Jerabek, Daniel	1	1,454	1,414	-40	118	113	-5	First Round, Group 4, 2 Tour
Hrnčář, Radek	3	1,384	1,434	50	131	124	-7	
Kahoun ml., Tomáš	7	1,866	1,867	1	77	77	0	First Round, Group 4, 2 Tour
Nádvorník, Martin	2	1,162	1,156	-6	233	229	-4	
Kopřiva, Adam	5	1,921	1,934	13	100	97	-3	First Round, Group 4, 2 Tour
Kraus, Vojtěch	1	1,737	1,723	-14	101	98	-3	
Tabara, Oskar	4	1,242	1,456	214	199	197	-2	First Round, Group 4, 3 Tour
Hermansson, Gustaf	1	1,919	1,901	-18	63	63	0	
Thomas, Simon	7	1,837	1,838	1	62	62	0	First Round, Group 4, 3 Tour
Janouškovec, Pavel	2	1,274	1,269	-5	148	147	-1	
Fuchs, Petr	4	1,906	1,931	25	94	92	-2	First Round, Group 4, 3 Tour
Reķis, Jēkabs	3	2,125	2,114	-11	62	62	0	
Remeika, Gintautas	2	1,647	1,644	-3	64	64	0	First Round, Group 4, 3 Tour
Průhoda, Ludek	3	1,722	1,729	7	97	94	-3	
Nilsson, Eddie	7	2,215	2,217	2	55	55	0	First Round, Group 4, 3 Tour
Pikl, Václav	3	1,884	1,880	-4	79	78	-1	
Janouškovec, Jan	4	1,586	1,601	15	100	97	-3	First Round, Group 4, 3 Tour
Hrnčář, Radek	2	1,434	1,411	-23	122	117	-5	
Saulītis, Mikus	6	1,950	1,950	0	66	66	0	First Round, Group 4, 3 Tour
Nádvorník, Martin	0	1,156	1,153	-3	229	227	-2	
Jerabek, Daniel	2	1,414	1,403	-11	113	111	-2	First Round, Group 4, 3 Tour
Kraus, Vojtěch	4	1,723	1,731	8	98	97	-1	
Kahoun ml., Tomáš	2	1,867	1,878	11	77	76	-1	First Round, Group 4, 3 Tour
Kopřiva, Adam	1	1,934	1,917	-17	97	94	-3	
Hermansson, Gustaf	6	1,901	1,902	1	63	63	0	First Round, Group 4, 4 Tour
Janouškovec, Pavel	2	1,269	1,266	-3	147	146	-1	
Tabara, Oskar	2	1,456	1,455	-1	118	118	0	First Round, Group 4, 4 Tour
Reķis, Jēkabs	5	2,114	2,115	1	62	62	0	
Thomas, Simon	6	1,838	1,845	7	62	61	-1	First Round, Group 4, 4 Tour
Průhoda, Ludek	0	1,729	1,712	-17	94	92	-2	
Fuchs, Petr	1	1,931	1,927	-4	92	89	-3	First Round, Group 4, 4 Tour
Pikl, Václav	1	1,880	1,882	2	78	77	-1	
Remeika, Gintautas	3	1,644	1,648	4	64	63	-1	First Round, Group 4, 4 Tour
Hrnčář, Radek	0	1,411	1,395	-16	117	113	-4	

Table 3: (Continuation List of games)

Player	Result	Glicko old	Glicko new	$\Delta$ Glicko	RD old	RD new	$\Delta$ RD	Comment
Nilsson, Eddie	18	2,217	2,217	0	55	55	0	First Round, Group 4, 4 Tour
Nádvorník, Martin	0	1,153	1,152	-1	227	227	0	
Janouškovec, Jan	4	1,601	1,610	9	97	95	-2	First Round, Group 4, 4 Tour
Kraus, Vojtěch	4	1,731	1,722	-9	97	95	-2	
Saulītis, Mikus	1	1,950	1,949	-1	66	65	-1	First Round, Group 4, 4 Tour
Kopřiva, Adam	1	1,917	1,920	3	94	92	-2	
Jerabek, Daniel	1	1,403	1,399	-4	111	110	-1	First Round, Group 4, 4 Tour
Kahoun ml., Tomáš	5	1,878	1,880	2	76	76	0	
Janouškovec, Pavel	4	1,266	1,295	29	146	146	0	First Round, Group 4, 5 Tour
Reķis, Jēkabs	5	2,115	2,110	-5	62	62	0	
Hermansson, Gustaf	8	1,902	1,907	5	63	62	-1	First Round, Group 4, 5 Tour
Průhoda, Ludek	0	1,712	1,701	-11	92	90	-2	
Tabara, Oskar	0	1,455	1,448	-7	118	116	-2	First Round, Group 4, 5 Tour
Pikl, Václav	6	1,882	1,885	3	77	76	-1	
Thomas, Simon	3	1,845	1,847	2	61	61	0	First Round, Group 4, 5 Tour
Hrnčář, Radek	1	1,395	1,390	-5	113	112	-1	
Fuchs, Petr	8	1,927	1,928	1	89	89	0	First Round, Group 4, 5 Tour
Nádvorník, Martin	3	1,152	1,148	-4	227	225	-2	
Remeika, Gintautas	0	1,648	1,640	-8	63	63	0	First Round, Group 4, 5 Tour
Kraus, Vojtěch	6	1,722	1,741	19	95	92	-3	
Nilsson, Eddie	6	2,217	2,220	3	55	55	0	First Round, Group 4, 5 Tour
Kopřiva, Adam	1	1,920	1,912	-8	92	90	-2	
Janouškovec, Jan	2	1,610	1,601	-9	95	93	-2	First Round, Group 4, 5 Tour
Kahoun ml., Tomáš	4	1,880	1,886	6	76	75	-1	
Saulītis, Mikus	5	1,949	1,950	1	65	65	0	First Round, Group 4, 5 Tour
Jerabek, Daniel	3	1,399	1,396	-3	110	110	0	
Reķis, Jēkabs	4	2,110	2,112	2	62	62	0	First Round, Group 4, 6 Tour
Průhoda, Ludek	1	1,701	1,697	-4	90	89	-1	
Janouškovec, Pavel	1	1,295	1,349	54	146	144	-2	First Round, Group 4, 6 Tour
Pikl, Václav	1	1,885	1,871	-14	76	76	0	
Hermansson, Gustaf	8	1,907	1,908	1	62	62	0	First Round, Group 4, 6 Tour
Hrnčář, Radek	0	1,390	1,387	-3	112	111	-1	
Tabara, Oskar	5	1,448	1,445	-3	116	114	-2	First Round, Group 4, 6 Tour
Nádvorník, Martin	4	1,148	1,168	20	225	205	-20	
Thomas, Simon	4	1,847	1,844	-3	61	61	0	First Round, Group 4, 6 Tour
Kraus, Vojtěch	4	1,741	1,748	7	92	90	-2	
Fuchs, Petr	3	1,928	1,949	21	89	87	-2	First Round, Group 4, 6 Tour
Kopřiva, Adam	1	1,912	1,892	-20	90	88	-2	
Remeika, Gintautas	1	1,640	1,641	1	63	62	-1	First Round, Group 4, 6 Tour
Kahoun ml., Tomáš	2	1,886	1,884	-2	75	74	-1	
Nilsson, Eddie	7	2,220	2,220	0	55	55	0	First Round, Group 4, 6 Tour
Jerabek, Daniel	0	1,396	1,395	-1	110	110	0	
Janouškovec, Jan	1	1,601	1,607	6	93	92	-1	First Round, Group 4, 6 Tour
Saulītis, Mikus	2	1,950	1,947	-3	65	65	0	
Průhoda, Ludek	2	1,697	1,685	-12	89	88	-1	First Round, Group 4, 7 Tour
Pikl, Václav	5	1,871	1,880	9	76	75	-1	
Reķis, Jēkabs	5	2,112	2,112	0	62	62	0	First Round, Group 4, 7 Tour
Hrnčář, Radek	0	1,387	1,386	-1	111	111	0	

Table 3: (Continuation List of games)

Player	Result	Glicko old	Glicko new	$\Delta$ Glicko	RD old	RD new	$\Delta$ RD	Comment
Janouškovec, Pavel	2	1,349	1,307	-42	144	138	-6	First Round, Group 4, 7 Tour
Nádvorník, Martin	3	1,168	1,252	84	205	185	-20	
Hermansson, Gustaf	4	1,908	1,893	-15	62	62	0	First Round, Group 4, 7 Tour
Kraus, Vojtěch	6	1,748	1,779	31	90	88	-2	
Tabara, Oskar	2	1,445	1,475	30	114	113	-1	First Round, Group 4, 7 Tour
Kopřiva, Adam	2	1,892	1,875	-17	88	88	0	
Thomas, Simon	3	1,844	1,850	6	61	60	-1	First Round, Group 4, 7 Tour
Kahoun ml., Tomáš	2	1,884	1,875	-9	74	73	-1	
Fuchs, Petr	3	1,949	1,950	1	87	87	0	First Round, Group 4, 7 Tour
Jerabek, Daniel	0	1,395	1,392	-3	110	109	-1	
Remeika, Gintautas	2	1,641	1,643	2	62	62	0	First Round, Group 4, 7 Tour
Saulītis, Mikus	3	1,947	1,945	-2	65	65	0	
Nilsson, Eddie	10	2,220	2,221	1	55	55	0	First Round, Group 4, 7 Tour
Janouškovec, Jan	2	1,607	1,606	-1	92	92	0	
Píkl, Václav	0	1,880	1,859	-21	75	75	0	First Round, Group 4, 8 Tour
Hrnčář, Radek	1	1,386	1,433	47	111	111	0	
Práhoda, Ludek	4	1,685	1,689	4	88	87	-1	First Round, Group 4, 8 Tour
Nádvorník, Martin	2	1,252	1,237	-15	185	178	-7	
Reķis, Jēkabs	6	2,112	2,115	3	62	61	-1	First Round, Group 4, 8 Tour
Kraus, Vojtěch	3	1,779	1,773	-6	88	87	-1	
Janouškovec, Pavel	3	1,307	1,303	-4	138	137	-1	First Round, Group 4, 8 Tour
Kopřiva, Adam	6	1,875	1,876	1	88	88	0	
Hermansson, Gustaf	2	1,893	1,903	10	62	61	-1	First Round, Group 4, 8 Tour
Kahoun ml., Tomáš	0	1,875	1,861	-14	73	72	-1	
Tabara, Oskar	2	1,475	1,468	-7	113	109	-4	First Round, Group 4, 8 Tour
Jerabek, Daniel	2	1,392	1,399	7	109	105	-4	
Thomas, Simon	3	1,850	1,848	-2	60	59	-1	First Round, Group 4, 8 Tour
Saulītis, Mikus	4	1,945	1,948	3	65	64	-1	
Fuchs, Petr	4	1,950	1,956	6	87	86	-1	First Round, Group 4, 8 Tour
Janouškovec, Jan	2	1,606	1,600	-6	92	91	-1	
Remeika, Gintautas	3	1,643	1,642	-1	62	62	0	First Round, Group 4, 8 Tour
Nilsson, Eddie	11	2,221	2,221	0	55	55	0	
Hrnčář, Radek	6	1,433	1,449	16	111	108	-3	First Round, Group 4, 9 Tour
Nádvorník, Martin	1	1,237	1,200	-37	178	164	-14	
Píkl, Václav	6	1,859	1,855	-4	75	73	-2	First Round, Group 4, 9 Tour
Kraus, Vojtěch	6	1,773	1,778	5	87	85	-2	
Práhoda, Ludek	2	1,689	1,699	10	87	86	-1	First Round, Group 4, 9 Tour
Kopřiva, Adam	2	1,876	1,867	-9	88	86	-2	
Reķis, Jēkabs	4	2,115	2,114	-1	61	61	0	First Round, Group 4, 9 Tour
Kahoun ml., Tomáš	3	1,861	1,863	2	72	71	-1	
Janouškovec, Pavel	0	1,303	1,269	-34	137	129	-8	First Round, Group 4, 9 Tour
Jerabek, Daniel	5	1,399	1,420	21	105	102	-3	
Hermansson, Gustaf	2	1,903	1,899	-4	61	60	-1	First Round, Group 4, 9 Tour
Saulītis, Mikus	3	1,948	1,952	4	64	64	0	
Tabara, Oskar	0	1,468	1,448	-20	109	105	-4	First Round, Group 4, 9 Tour
Janouškovec, Jan	4	1,600	1,614	14	91	89	-2	
Thomas, Simon	1	1,848	1,846	-2	59	59	0	First Round, Group 4, 9 Tour
Nilsson, Eddie	6	2,221	2,223	2	55	55	0	

Table 3: (Continuation List of games)

Player	Result	Glicko old	Glicko new	$\Delta$ Glicko	RD old	RD new	$\Delta$ RD	Comment
Fuchs, Petr	6	1,956	1,962	6	86	85	-1	First Round, Group 4, 9 Tour
Remeika, Gintautas	1	1,642	1,639	-3	62	62	0	
Nádvorník, Martin	0	1,200	1,196	-4	164	163	-1	First Round, Group 4, 10 Tour
Kopřiva, Adam	9	1,867	1,868	1	86	86	0	
Hrnčář, Radek	1	1,449	1,459	10	108	106	-2	First Round, Group 4, 10 Tour
Kahoun ml., Tomáš	2	1,863	1,859	-4	71	71	0	
Píkl, Václav	5	1,855	1,850	-5	73	73	0	First Round, Group 4, 10 Tour
Jerabek, Daniel	4	1,420	1,429	9	102	101	-1	
Prfhoda, Ludek	2	1,699	1,691	-8	86	85	-1	First Round, Group 4, 10 Tour
Saulītis, Mikus	5	1,952	1,956	4	64	64	0	
Reķis, Jēkabs	8	2,114	2,115	1	61	61	0	First Round, Group 4, 10 Tour
Janouškovec, Jan	0	1,614	1,611	-3	89	89	0	
Janouškovec, Pavel	0	1,269	1,269	0	129	129	0	First Round, Group 4, 10 Tour
Nilsson, Eddie	5	2,223	2,223	0	55	55	0	
Hermansson, Gustaf	4	1,899	1,903	4	60	60	0	First Round, Group 4, 10 Tour
Remeika, Gintautas	1	1,639	1,635	-4	62	62	0	
Tabara, Oskar	1	1,448	1,445	-3	105	105	0	First Round, Group 4, 10 Tour
Fuchs, Petr	3	1,962	1,964	2	85	85	0	
Kraus, Vojtěch	1	1,778	1,773	-5	85	83	-2	First Round, Group 4, 11 Tour
Kahoun ml., Tomáš	2	1,859	1,862	3	71	70	-1	
Nádvorník, Martin	3	1,196	1,168	-28	163	153	-10	First Round, Group 4, 11 Tour
Jerabek, Daniel	5	1,429	1,441	12	101	99	-2	
Hrnčář, Radek	0	1,459	1,455	-4	106	106	0	First Round, Group 4, 11 Tour
Saulītis, Mikus	4	1,956	1,958	2	64	64	0	
Píkl, Václav	2	1,850	1,856	6	73	72	-1	First Round, Group 4, 11 Tour
Janouškovec, Jan	0	1,611	1,602	-9	89	88	-1	
Prfhoda, Ludek	1	1,691	1,689	-2	85	85	0	First Round, Group 4, 11 Tour
Nilsson, Eddie	8	2,223	2,224	1	55	55	0	
Reķis, Jēkabs	4	2,115	2,117	2	61	61	0	First Round, Group 4, 11 Tour
Remeika, Gintautas	0	1,635	1,634	-1	62	62	0	
Janouškovec, Pavel	2	1,269	1,359	90	129	129	0	First Round, Group 4, 11 Tour
Fuchs, Petr	0	1,964	1,926	-38	85	85	0	
Hermansson, Gustaf	5	1,903	1,912	9	60	60	0	First Round, Group 4, 11 Tour
Thomas, Simon	1	1,846	1,837	-9	59	59	0	
Kopřiva, Adam	7	1,868	1,871	3	86	86	0	First Round, Group 4, 12 Tour
Jerabek, Daniel	0	1,441	1,436	-5	99	99	0	
Kraus, Vojtěch	4	1,773	1,763	-10	83	82	-1	First Round, Group 4, 12 Tour
Saulītis, Mikus	6	1,958	1,964	6	64	63	-1	
Nádvorník, Martin	0	1,168	1,158	-10	153	150	-3	First Round, Group 4, 12 Tour
Janouškovec, Jan	14	1,602	1,606	4	88	87	-1	
Hrnčář, Radek	0	1,455	1,455	0	106	106	0	First Round, Group 4, 12 Tour
Nilsson, Eddie	7	2,224	2,224	0	55	55	0	
Píkl, Václav	0	1,856	1,834	-22	72	71	-1	First Round, Group 4, 12 Tour
Remeika, Gintautas	3	1,634	1,650	16	62	61	-1	
Prfhoda, Ludek	1	1,689	1,681	-8	85	84	-1	First Round, Group 4, 12 Tour
Fuchs, Petr	3	1,926	1,934	8	85	84	-1	
Reķis, Jēkabs	3	2,117	2,104	-13	61	61	0	First Round, Group 4, 12 Tour
Thomas, Simon	4	1,837	1,849	12	59	58	-1	

Table 3: (Continuation List of games)

Player	Result	Glicko old	Glicko new	$\Delta$ Glicko	RD old	RD new	$\Delta$ RD	Comment
Janouškovec, Pavel	0	1,359	1,327	-32	129	122	-7	First Round, Group 4, 12 Tour
Tabara, Oskar	4	1,445	1,466	21	105	101	-4	
Kahoun ml., Tomáš	6	1,862	1,880	18	70	69	-1	First Round, Group 4, 13 Tour
Saulītis, Mikus	4	1,964	1,950	-14	63	63	0	
Kopřiva, Adam	6	1,871	1,879	8	86	85	-1	First Round, Group 4, 13 Tour
Janouškovec, Jan	3	1,606	1,598	-8	87	86	-1	
Kraus, Vojtěch	1	1,763	1,760	-3	82	82	0	First Round, Group 4, 13 Tour
Nilsson, Eddie	3	2,224	2,226	2	55	55	0	
Nádvorník, Martin	1	1,158	1,151	-7	150	147	-3	First Round, Group 4, 13 Tour
Remeika, Gintautas	8	1,650	1,651	1	61	61	0	
Hrnčář, Radek	0	1,455	1,451	-4	106	105	-1	First Round, Group 4, 13 Tour
Fuchs, Petr	4	1,934	1,937	3	84	84	0	
Píkl, Václav	1	1,834	1,821	-13	71	70	-1	First Round, Group 4, 13 Tour
Thomas, Simon	5	1,849	1,857	8	58	58	0	
Prfhoda, Ludek	1	1,681	1,652	-29	84	83	-1	First Round, Group 4, 13 Tour
Tabara, Oskar	3	1,466	1,508	42	101	99	-2	
Reķis, Jēkabs	3	2,104	2,099	-5	61	61	0	First Round, Group 4, 13 Tour
Hermansson, Gustaf	3	1,912	1,917	5	60	59	-1	
Jerabek, Daniel	2	1,436	1,422	-14	99	96	-3	First Round, Group 4, 14 Tour
Janouškovec, Jan	6	1,598	1,610	12	86	85	-1	
Kahoun ml., Tomáš	2	1,880	1,876	-4	69	69	0	First Round, Group 4, 14 Tour
Nilsson, Eddie	6	2,226	2,228	2	55	55	0	
Kopřiva, Adam	5	1,879	1,887	8	85	83	-2	First Round, Group 4, 14 Tour
Remeika, Gintautas	0	1,651	1,647	-4	61	61	0	
Kraus, Vojtěch	2	1,760	1,750	-10	82	81	-1	First Round, Group 4, 14 Tour
Fuchs, Petr	4	1,937	1,947	10	84	83	-1	
Nádvorník, Martin	0	1,151	1,148	-3	147	147	0	First Round, Group 4, 14 Tour
Thomas, Simon	7	1,857	1,858	1	58	58	0	
Hrnčář, Radek	2	1,451	1,469	18	105	101	-4	First Round, Group 4, 14 Tour
Tabara, Oskar	1	1,508	1,491	-17	99	96	-3	
Píkl, Václav	1	1,821	1,811	-10	70	69	-1	First Round, Group 4, 14 Tour
Hermansson, Gustaf	5	1,917	1,924	7	59	59	0	
Prfhoda, Ludek	3	1,652	1,630	-22	83	82	-1	First Round, Group 4, 14 Tour
Janouškovec, Pavel	4	1,327	1,375	48	122	119	-3	
Saulītis, Mikus	2	1,950	1,946	-4	63	62	-1	First Round, Group 4, 15 Tour
Nilsson, Eddie	5	2,228	2,231	3	55	55	0	
Jerabek, Daniel	4	1,422	1,461	39	96	94	-2	First Round, Group 4, 15 Tour
Remeika, Gintautas	2	1,647	1,631	-16	61	61	0	
Kahoun ml., Tomáš	2	1,876	1,879	3	69	68	-1	First Round, Group 4, 15 Tour
Fuchs, Petr	2	1,947	1,944	-3	83	81	-2	
Kopřiva, Adam	1	1,887	1,876	-11	83	82	-1	First Round, Group 4, 15 Tour
Thomas, Simon	2	1,858	1,863	5	58	57	-1	
Kraus, Vojtěch	6	1,750	1,757	7	81	80	-1	First Round, Group 4, 15 Tour
Tabara, Oskar	0	1,491	1,482	-9	96	95	-1	
Nádvorník, Martin	0	1,148	1,147	-1	147	146	-1	First Round, Group 4, 15 Tour
Hermansson, Gustaf	4	1,924	1,924	0	59	59	0	
Hrnčář, Radek	3	1,469	1,463	-6	101	98	-3	First Round, Group 4, 15 Tour
Janouškovec, Pavel	3	1,375	1,384	9	119	114	-5	

Table 3: (Continuation List of games)

Player	Result	Glicko old	Glicko new	$\Delta$ Glicko	RD old	RD new	$\Delta$ RD	Comment
Pikl, Václav	3	1,811	1,826	15	69	69	0	First Round, Group 4, 15 Tour
Reķis, Jēkabs	2	2,099	2,087	-12	61	61	0	
Janouškovec, Jan	3	1,610	1,611	1	85	83	-2	First Round, Group 4, 16 Tour
Remeika, Gintautas	3	1,631	1,630	-1	61	60	-1	
Saulītis, Mikus	5	1,946	1,956	10	62	62	0	First Round, Group 4, 16 Tour
Fuchs, Petr	0	1,944	1,926	-18	81	79	-2	
Jerabek, Daniel	1	1,461	1,456	-5	94	94	0	First Round, Group 4, 16 Tour
Thomas, Simon	5	1,863	1,865	2	57	57	0	
Kahoun ml., Tomáš	2	1,879	1,875	-4	68	68	0	First Round, Group 4, 16 Tour
Tabara, Oskar	1	1,482	1,489	7	95	94	-1	
Kopřiva, Adam	2	1,876	1,861	-15	82	80	-2	First Round, Group 4, 16 Tour
Hermansson, Gustaf	5	1,924	1,932	8	59	58	-1	
Kraus, Vojtěch	7	1,757	1,761	4	80	80	0	First Round, Group 4, 16 Tour
Janouškovec, Pavel	1	1,384	1,377	-7	114	112	-2	
Nádvorník, Martin	0	1,147	1,146	-1	146	146	0	First Round, Group 4, 16 Tour
Reķis, Jēkabs	16	2,087	2,087	0	61	61	0	
Hrnčř, Radek	2	1,463	1,448	-15	98	96	-2	First Round, Group 4, 16 Tour
Prfhoda, Ludek	5	1,630	1,640	10	82	81	-1	
Nilsson, Eddie	6	2,231	2,233	2	55	55	0	First Round, Group 4, 17 Tour
Fuchs, Petr	0	1,926	1,921	-5	79	79	0	
Janouškovec, Jan	1	1,611	1,604	-7	83	82	-1	First Round, Group 4, 17 Tour
Thomas, Simon	7	1,865	1,868	3	57	57	0	
Saulītis, Mikus	3	1,956	1,953	-3	62	62	0	First Round, Group 4, 17 Tour
Tabara, Oskar	2	1,489	1,499	10	94	94	0	
Jerabek, Daniel	1	1,456	1,453	-3	94	93	-1	First Round, Group 4, 17 Tour
Hermansson, Gustaf	5	1,932	1,934	2	58	58	0	
Kahoun ml., Tomáš	5	1,875	1,864	-11	68	68	0	First Round, Group 4, 17 Tour
Janouškovec, Pavel	5	1,377	1,408	31	112	111	-1	
Kopřiva, Adam	0	1,861	1,853	-8	80	79	-1	First Round, Group 4, 17 Tour
Reķis, Jēkabs	4	2,087	2,092	5	61	61	0	
Kraus, Vojtěch	4	1,761	1,773	12	80	79	-1	First Round, Group 4, 17 Tour
Prfhoda, Ludek	1	1,640	1,628	-12	81	80	-1	
Nádvorník, Martin	2	1,146	1,144	-2	146	146	0	First Round, Group 4, 17 Tour
Pikl, Václav	8	1,826	1,827	1	69	69	0	
Remeika, Gintautas	1	1,630	1,631	1	60	60	0	First Round, Group 4, 18 Tour
Thomas, Simon	2	1,868	1,868	0	57	56	-1	
Nilsson, Eddie	10	2,233	2,233	0	55	55	0	First Round, Group 4, 18 Tour
Tabara, Oskar	1	1,499	1,498	-1	94	94	0	
Janouškovec, Jan	1	1,604	1,599	-5	82	82	0	First Round, Group 4, 18 Tour
Hermansson, Gustaf	5	1,934	1,936	2	58	58	0	
Saulītis, Mikus	5	1,953	1,954	1	62	62	0	First Round, Group 4, 18 Tour
Janouškovec, Pavel	0	1,408	1,405	-3	111	111	0	
Jerabek, Daniel	3	1,453	1,452	-1	93	93	0	First Round, Group 4, 18 Tour
Reķis, Jēkabs	7	2,092	2,092	0	61	61	0	
Kahoun ml., Tomáš	5	1,864	1,863	-1	68	67	-1	First Round, Group 4, 18 Tour
Prfhoda, Ludek	4	1,628	1,630	2	80	79	-1	
Kopřiva, Adam	1	1,853	1,843	-10	79	77	-2	First Round, Group 4, 18 Tour
Pikl, Václav	2	1,827	1,834	7	69	67	-2	

Table 3: (Continuation List of games)

Player	Result	Glicko old	Glicko new	$\Delta$ Glicko	RD old	RD new	$\Delta$ RD	Comment
Kraus, Vojtěch	8	1,773	1,778	5	79	78	-1	First Round, Group 4, 18 Tour
Hrnčář, Radek	0	1,448	1,441	-7	96	95	-1	
Klazar, Matyáš	3	1,914	1,914	0	85	83	-2	First Round, Group 5, 1 Tour
Ženíšek, Martin	3	1,902	1,903	1	53	53	0	
Saulītis, Renārs	0	1,320	1,321	1	82	80	-2	First Round, Group 5, 1 Tour
Zempickis, Jānis	1	1,533	1,533	0	74	73	-1	
Sládek, Jakub	4	1,936	1,955	19	80	78	-2	First Round, Group 5, 1 Tour
Lebl, Kryštof	2	1,984	1,955	-29	100	97	-3	
Černoch, Miroslav	3	1,968	1,968	0	100	97	-3	First Round, Group 5, 1 Tour
Ševr, Miloš	2	1,780	1,779	-1	101	98	-3	
Krejza, Aleš	4	1,809	1,811	2	89	89	0	First Round, Group 5, 1 Tour
Chlebo, Ondřej	0	1,241	1,233	-8	200	195	-5	
Lahučký, Tomáš	6	1,771	1,794	23	101	98	-3	First Round, Group 5, 1 Tour
Dion, Martin	2	1,728	1,709	-19	93	90	-3	
Werner, Filip	2	420	420	0	350	350	0	First Round, Group 5, 1 Tour
Růžička, Tomáš	6	1,764	1,764	0	101	101	0	
Pala, Aleš	7	1,572	1,575	3	106	106	0	First Round, Group 5, 1 Tour
Pošík, Vojtěch	0	900	886	-14	339	326	-13	
Maděra, Martin	3	2,094	2,097	3	57	57	0	First Round, Group 5, 1 Tour
Petr, Patrik	3	2,252	2,248	-4	55	55	0	
Ženíšek, Martin	4	1,903	1,897	-6	53	53	0	First Round, Group 5, 2 Tour
Zempickis, Jānis	4	1,533	1,545	12	73	73	0	
Klazar, Matyáš	1	1,914	1,897	-17	83	81	-2	First Round, Group 5, 2 Tour
Lebl, Kryštof	3	1,955	1,976	21	97	93	-4	
Saulītis, Renārs	3	1,321	1,345	24	80	80	0	First Round, Group 5, 2 Tour
Ševr, Miloš	2	1,779	1,744	-35	98	97	-1	
Sládek, Jakub	3	1,955	1,955	0	78	78	0	First Round, Group 5, 2 Tour
Chlebo, Ondřej	0	1,233	1,229	-4	195	194	-1	
Černoch, Miroslav	4	1,968	1,978	10	97	95	-2	First Round, Group 5, 2 Tour
Dion, Martin	0	1,709	1,700	-9	90	88	-2	
Krejza, Aleš	0	1,811	1,788	-23	89	87	-2	First Round, Group 5, 2 Tour
Růžička, Tomáš	3	1,764	1,794	30	101	98	-3	
Lahučký, Tomáš	9	1,794	1,795	1	98	98	0	First Round, Group 5, 2 Tour
Pošík, Vojtěch	0	886	882	-4	326	322	-4	
Werner, Filip	0	420	420	0	350	350	0	First Round, Group 5, 2 Tour
Petr, Patrik	9	2,248	2,248	0	55	55	0	
Pala, Aleš	1	1,575	1,572	-3	106	105	-1	First Round, Group 5, 2 Tour
Maděra, Martin	6	2,097	2,098	1	57	57	0	
Zempickis, Jānis	1	1,545	1,542	-3	73	73	0	First Round, Group 5, 3 Tour
Lebl, Kryštof	3	1,976	1,980	4	93	93	0	
Ženíšek, Martin	4	1,897	1,897	0	53	53	0	First Round, Group 5, 3 Tour
Ševr, Miloš	3	1,744	1,741	-3	97	94	-3	
Klazar, Matyáš	5	1,897	1,899	2	81	81	0	First Round, Group 5, 3 Tour
Chlebo, Ondřej	0	1,229	1,224	-5	194	191	-3	
Saulītis, Renārs	1	1,345	1,340	-5	80	80	0	First Round, Group 5, 3 Tour
Dion, Martin	3	1,700	1,705	5	88	87	-1	

Table 3: (Continuation List of games)

Player	Result	Glicko old	Glicko new	$\Delta$ Glicko	RD old	RD new	$\Delta$ RD	Comment
Sládek, Jakub	1	1,955	1,957	2	78	77	-1	First Round, Group 5, 3 Tour
Růžička, Tomáš	0	1,794	1,792	-2	98	95	-3	
Černoch, Miroslav	9	1,978	1,979	1	95	95	0	First Round, Group 5, 3 Tour
Pošík, Vojtěch	0	882	880	-2	322	321	-1	
Krejza, Aleš	2	1,788	1,795	7	87	86	-1	First Round, Group 5, 3 Tour
Petr, Patrik	3	2,248	2,245	-3	55	55	0	
Lahučký, Tomáš	2	1,795	1,800	5	98	96	-2	First Round, Group 5, 3 Tour
Maděra, Martin	3	2,098	2,097	-1	57	57	0	
Werner, Filip	1	420	419	-1	350	349	-1	First Round, Group 5, 3 Tour
Pala, Aleš	7	1,572	1,573	1	105	105	0	
Lebl, Kryštof	4	1,980	1,990	10	93	91	-2	First Round, Group 5, 4 Tour
Ševr, Miloš	1	1,741	1,731	-10	94	93	-1	
Zemčickis, Jānis	2	1,542	1,534	-8	73	73	0	First Round, Group 5, 4 Tour
Chlebo, Ondřej	2	1,224	1,288	64	191	179	-12	
Ženíšek, Martin	3	1,897	1,894	-3	53	52	-1	First Round, Group 5, 4 Tour
Dion, Martin	3	1,705	1,716	11	87	86	-1	
Klazar, Matyáš	6	1,899	1,911	12	81	80	-1	First Round, Group 5, 4 Tour
Růžička, Tomáš	2	1,792	1,775	-17	95	93	-2	
Saulītis, Renārs	6	1,340	1,344	4	80	80	0	First Round, Group 5, 4 Tour
Pošík, Vojtěch	0	880	847	-33	321	292	-29	
Sládek, Jakub	4	1,957	1,951	-6	77	76	-1	First Round, Group 5, 4 Tour
Petr, Patrik	7	2,245	2,248	3	55	55	0	
Černoch, Miroslav	2	1,979	1,986	7	95	93	-2	First Round, Group 5, 4 Tour
Maděra, Martin	2	2,097	2,094	-3	57	56	-1	
Krejza, Aleš	7	1,795	1,804	9	86	85	-1	First Round, Group 5, 4 Tour
Pala, Aleš	1	1,573	1,559	-14	105	103	-2	
Lahučký, Tomáš	8	1,800	1,800	0	96	96	0	First Round, Group 5, 4 Tour
Werner, Filip	2	419	418	-1	349	349	0	
Ševr, Miloš	4	1,731	1,735	4	93	92	-1	First Round, Group 5, 5 Tour
Chlebo, Ondřej	1	1,288	1,276	-12	173	168	-5	
Lebl, Kryštof	7	1,990	1,998	8	91	89	-2	First Round, Group 5, 5 Tour
Dion, Martin	2	1,716	1,709	-7	86	84	-2	
Zemčickis, Jānis	1	1,534	1,528	-6	73	72	-1	First Round, Group 5, 5 Tour
Růžička, Tomáš	5	1,775	1,784	9	93	91	-2	
Ženíšek, Martin	4	1,894	1,894	0	52	52	0	First Round, Group 5, 5 Tour
Pošík, Vojtěch	2	847	845	-2	292	291	-1	
Klazar, Matyáš	1	1,911	1,907	-4	80	79	-1	First Round, Group 5, 5 Tour
Petr, Patrik	6	2,248	2,250	2	55	55	0	
Saulītis, Renārs	2	1,344	1,343	-1	80	80	0	First Round, Group 5, 5 Tour
Maděra, Martin	9	2,094	2,094	0	56	56	0	
Sládek, Jakub	4	1,951	1,955	4	76	76	0	First Round, Group 5, 5 Tour
Pala, Aleš	0	1,559	1,554	-5	103	102	-1	
Černoch, Miroslav	2	1,986	1,970	-16	93	93	0	First Round, Group 5, 5 Tour
Werner, Filip	2	418	754	336	349	349	0	
Krejza, Aleš	1	1,804	1,795	-9	85	83	-2	First Round, Group 5, 5 Tour
Lahučký, Tomáš	2	1,800	1,813	13	96	93	-3	

Table 3: (Continuation List of games)

Player	Result	Glicko old	Glicko new	$\Delta$ Glicko	RD old	RD new	$\Delta$ RD	Comment
Chlebo, Ondřej	0	1,276	1,264	-12	168	163	-5	First Round, Group 5, 6 Tour
Dion, Martin	2	1,709	1,712	3	84	84	0	
Ševr, Miloš	1	1,735	1,716	-19	92	89	-3	First Round, Group 5, 6 Tour
Růžička, Tomáš	4	1,784	1,803	19	91	89	-2	
Lebl, Kryštof	5	1,998	1,998	0	89	89	0	First Round, Group 5, 6 Tour
Pošík, Vojtěch	0	845	845	0	291	291	0	
Zemņickis, Jānis	1	1,528	1,527	-1	72	72	0	First Round, Group 5, 6 Tour
Petr, Patrik	6	2,250	2,251	1	55	55	0	
Ženíšek, Martin	4	1,894	1,898	4	52	52	0	First Round, Group 5, 6 Tour
Maděra, Martin	4	2,094	2,090	-4	56	56	0	
Klazar, Matyáš	4	1,907	1,902	-5	79	79	0	First Round, Group 5, 6 Tour
Pala, Aleš	3	1,554	1,561	7	102	100	-2	
Saulītis, Renārs	3	1,343	1,346	3	80	80	0	First Round, Group 5, 6 Tour
Werner, Filip	1	754	732	-22	348	327	-21	
Sládek, Jakub	2	1,955	1,949	-6	76	75	-1	First Round, Group 5, 6 Tour
Lahučký, Tomáš	2	1,813	1,822	9	93	91	-2	
Černocho, Miroslav	7	1,970	1,982	12	93	90	-3	First Round, Group 5, 6 Tour
Krejza, Aleš	3	1,795	1,785	-10	83	82	-1	
Dion, Martin	4	1,712	1,717	5	84	82	-2	First Round, Group 5, 7 Tour
Růžička, Tomáš	4	1,803	1,798	-5	89	87	-2	
Chlebo, Ondřej	8	1,264	1,279	15	163	159	-4	First Round, Group 5, 7 Tour
Pošík, Vojtěch	3	845	807	-38	291	265	-26	
Ševr, Miloš	1	1,716	1,714	-2	89	89	0	First Round, Group 5, 7 Tour
Petr, Patrik	4	2,251	2,251	0	55	55	0	
Lebl, Kryštof	4	1,998	2,025	27	89	87	-2	First Round, Group 5, 7 Tour
Maděra, Martin	0	2,090	2,079	-11	56	56	0	
Zemņickis, Jānis	1	1,527	1,514	-13	72	71	-1	First Round, Group 5, 7 Tour
Pala, Aleš	3	1,561	1,585	24	100	97	-3	
Ženíšek, Martin	6	1,898	1,898	0	52	52	0	First Round, Group 5, 7 Tour
Werner, Filip	1	732	732	0	327	326	-1	
Klazar, Matyáš	4	1,902	1,907	5	79	78	-1	First Round, Group 5, 7 Tour
Lahučký, Tomáš	3	1,822	1,815	-7	91	89	-2	
Saulītis, Renārs	1	1,346	1,343	-3	80	80	0	First Round, Group 5, 7 Tour
Krejza, Aleš	4	1,785	1,788	3	82	82	0	
Sládek, Jakub	0	1,949	1,935	-14	75	74	-1	First Round, Group 5, 7 Tour
Černocho, Miroslav	4	1,982	2,002	20	90	88	-2	
Růžička, Tomáš	5	1,798	1,799	1	87	87	0	First Round, Group 5, 8 Tour
Pošík, Vojtěch	1	807	805	-2	265	264	-1	
Dion, Martin	1	1,717	1,715	-2	82	82	0	First Round, Group 5, 8 Tour
Petr, Patrik	7	2,251	2,252	1	55	55	0	
Chlebo, Ondřej	2	1,279	1,278	-1	159	158	-1	First Round, Group 5, 8 Tour
Maděra, Martin	5	2,079	2,079	0	56	56	0	
Ševr, Miloš	9	1,714	1,718	4	89	87	-2	First Round, Group 5, 8 Tour
Pala, Aleš	8	1,585	1,581	-4	97	95	-2	
Lebl, Kryštof	7	2,025	2,025	0	87	87	0	First Round, Group 5, 8 Tour
Werner, Filip	0	732	731	-1	326	326	0	

Table 3: (Continuation List of games)

Player	Result	Glicko old	Glicko new	$\Delta$ Glicko	RD old	RD new	$\Delta$ RD	Comment
Zemņickis, Jānis	4	1,514	1,524	10	71	71	0	First Round, Group 5, 8 Tour
Lahučký, Tomáš	4	1,815	1,800	-15	89	88	-1	
Ženišek, Martin	2	1,898	1,899	1	52	52	0	First Round, Group 5, 8 Tour
Krejza, Aleš	1	1,788	1,784	-4	82	80	-2	
Klazar, Matyáš	2	1,907	1,911	4	78	76	-2	First Round, Group 5, 8 Tour
Černoch, Miroslav	2	2,002	1,997	-5	88	86	-2	
Saulītis, Renārs	1	1,343	1,342	-1	80	80	0	First Round, Group 5, 8 Tour
Sládek, Jakub	6	1,935	1,936	1	74	74	0	
Pošík, Vojtěch	0	805	805	0	264	264	0	First Round, Group 5, 9 Tour
Petr, Patrik	6	2,252	2,252	0	55	55	0	
Růžička, Tomáš	1	1,799	1,791	-8	87	86	-1	First Round, Group 5, 9 Tour
Maděra, Martin	6	2,079	2,082	3	56	55	-1	
Dion, Martin	4	1,715	1,726	11	82	80	-2	First Round, Group 5, 9 Tour
Pala, Aleš	1	1,581	1,566	-15	95	92	-3	
Chlebo, Ondřej	2	1,278	1,239	-39	158	156	-2	First Round, Group 5, 9 Tour
Werner, Filip	2	731	942	211	326	304	-22	
Ševr, Miloš	6	1,718	1,742	24	87	85	-2	First Round, Group 5, 9 Tour
Lahučký, Tomáš	3	1,800	1,775	-25	88	86	-2	
Lebl, Kryštof	2	2,025	2,023	-2	87	85	-2	First Round, Group 5, 9 Tour
Krejza, Aleš	1	1,784	1,785	1	80	79	-1	
Zemņickis, Jānis	1	1,524	1,522	-2	71	71	0	First Round, Group 5, 9 Tour
Černoch, Miroslav	3	1,997	1,999	2	86	85	-1	
Ženišek, Martin	0	1,899	1,893	-6	52	52	0	First Round, Group 5, 9 Tour
Sládek, Jakub	4	1,936	1,950	14	74	72	-2	
Klazar, Matyáš	5	1,911	1,912	1	76	76	0	First Round, Group 5, 9 Tour
Saulītis, Renārs	0	1,342	1,340	-2	80	80	0	
Petr, Patrik	11	2,252	2,253	1	55	55	0	First Round, Group 5, 10 Tour
Pala, Aleš	3	1,566	1,565	-1	92	92	0	
Pošík, Vojtěch	2	805	724	-81	264	234	-30	First Round, Group 5, 10 Tour
Werner, Filip	4	942	1,045	103	304	256	-48	
Růžička, Tomáš	1	1,791	1,781	-10	86	84	-2	First Round, Group 5, 10 Tour
Lahučký, Tomáš	2	1,775	1,786	11	86	84	-2	
Dion, Martin	1	1,726	1,721	-5	80	78	-2	First Round, Group 5, 10 Tour
Krejza, Aleš	2	1,785	1,791	6	79	78	-1	
Chlebo, Ondřej	0	1,239	1,237	-2	156	155	-1	First Round, Group 5, 10 Tour
Černoch, Miroslav	4	1,999	2,000	1	85	85	0	
Ševr, Miloš	0	1,742	1,733	-9	85	83	-2	First Round, Group 5, 10 Tour
Sládek, Jakub	2	1,950	1,957	7	72	72	0	
Lebl, Kryštof	6	2,023	2,024	1	85	85	0	First Round, Group 5, 10 Tour
Saulītis, Renārs	2	1,340	1,339	-1	80	80	0	
Zemņickis, Jānis	2	1,522	1,519	-3	71	71	0	First Round, Group 5, 10 Tour
Klazar, Matyáš	5	1,912	1,916	4	76	76	0	
Maděra, Martin	8	2,082	2,082	0	55	55	0	First Round, Group 5, 11 Tour
Werner, Filip	0	1,045	1,044	-1	256	256	0	
Petr, Patrik	5	2,253	2,245	-8	55	55	0	First Round, Group 5, 11 Tour
Lahučký, Tomáš	5	1,786	1,803	17	84	84	0	

Table 3: (Continuation List of games)

Player	Result	Glicko old	Glicko new	$\Delta$ Glicko	RD old	RD new	$\Delta$ RD	Comment
Pošík, Vojtěch	0	724	723	-1	234	233	-1	First Round, Group 5, 11 Tour
Krejza, Aleš	12	1,791	1,791	0	78	78	0	
Růžička, Tomáš	1	1,781	1,772	-9	84	83	-1	First Round, Group 5, 11 Tour
Černocho, Miroslav	5	2,000	2,009	9	85	84	-1	
Dion, Martin	1	1,721	1,714	-7	78	77	-1	First Round, Group 5, 11 Tour
Sládek, Jakub	5	1,957	1,962	5	72	71	-1	
Chlebo, Ondřej	1	1,237	1,195	-42	155	144	-11	First Round, Group 5, 11 Tour
Saulītis, Renārs	3	1,339	1,351	12	80	79	-1	
Ševr, Miloš	2	1,733	1,723	-10	83	82	-1	First Round, Group 5, 11 Tour
Klazar, Matyáš	6	1,916	1,924	8	76	75	-1	
Lebl, Kryštof	5	2,024	2,037	13	85	83	-2	First Round, Group 5, 11 Tour
Ženíšek, Martin	2	1,893	1,888	-5	52	51	-1	
Pala, Aleš	1	1,565	1,555	-10	92	91	-1	First Round, Group 5, 12 Tour
Lahučký, Tomáš	5	1,803	1,812	9	84	83	-1	
Maděra, Martin	4	2,082	2,085	3	55	55	0	First Round, Group 5, 12 Tour
Krejza, Aleš	2	1,791	1,786	-5	78	77	-1	
Petr, Patrik	5	2,245	2,249	4	55	54	-1	First Round, Group 5, 12 Tour
Černocho, Miroslav	1	2,009	2,001	-8	84	83	-1	
Pošík, Vojtěch	2	723	722	-1	233	233	0	First Round, Group 5, 12 Tour
Sládek, Jakub	4	1,962	1,963	1	71	71	0	
Růžička, Tomáš	1	1,772	1,756	-16	83	83	0	First Round, Group 5, 12 Tour
Saulītis, Renārs	1	1,351	1,366	15	79	79	0	
Dion, Martin	2	1,714	1,706	-8	77	76	-1	First Round, Group 5, 12 Tour
Klazar, Matyáš	7	1,924	1,931	7	75	74	-1	
Chlebo, Ondřej	3	1,195	1,193	-2	144	143	-1	First Round, Group 5, 12 Tour
Ženíšek, Martin	5	1,888	1,888	0	51	51	0	
Ševr, Miloš	6	1,723	1,732	9	82	80	-2	First Round, Group 5, 12 Tour
Zemīckis, Jānis	2	1,519	1,512	-7	71	70	-1	
Werner, Filip	0	1,044	1,038	-6	256	252	-4	First Round, Group 5, 13 Tour
Krejza, Aleš	11	1,786	1,787	1	77	77	0	
Pala, Aleš	5	1,555	1,597	42	91	90	-1	First Round, Group 5, 13 Tour
Černocho, Miroslav	3	2,001	1,967	-34	83	82	-1	
Maděra, Martin	7	2,085	2,091	6	55	55	0	First Round, Group 5, 13 Tour
Sládek, Jakub	3	1,963	1,953	-10	71	70	-1	
Petr, Patrik	6	2,249	2,249	0	54	54	0	First Round, Group 5, 13 Tour
Saulītis, Renārs	1	1,366	1,365	-1	79	79	0	
Pošík, Vojtěch	1	722	722	0	233	233	0	First Round, Group 5, 13 Tour
Klazar, Matyáš	6	1,931	1,931	0	74	74	0	
Růžička, Tomáš	1	1,756	1,753	-3	83	82	-1	First Round, Group 5, 13 Tour
Ženíšek, Martin	2	1,888	1,889	1	51	51	0	
Dion, Martin	2	1,706	1,714	8	76	75	-1	First Round, Group 5, 13 Tour
Zemīckis, Jānis	0	1,512	1,506	-6	70	70	0	
Chlebo, Ondřej	1	1,193	1,192	-1	143	143	0	First Round, Group 5, 13 Tour
Lebl, Kryštof	7	2,037	2,037	0	83	83	0	
Lahučký, Tomáš	1	1,812	1,829	17	83	82	-1	First Round, Group 5, 14 Tour
Černocho, Miroslav	0	1,967	1,950	-17	82	81	-1	

Table 3: (Continuation List of games)

Player	Result	Glicko old	Glicko new	$\Delta$ Glicko	RD old	RD new	$\Delta$ RD	Comment
Werner, Filip	0	1,038	1,036	-2	252	251	-1	First Round, Group 5, 14 Tour
Sládek, Jakub	8	1,953	1,954	1	70	70	0	
Pala, Aleš	2	1,597	1,573	-24	90	89	-1	First Round, Group 5, 14 Tour
Saulītis, Renārs	3	1,365	1,383	18	79	78	-1	
Maděra, Martin	2	2,091	2,092	1	55	55	0	First Round, Group 5, 14 Tour
Klazar, Matyáš	1	1,931	1,930	-1	74	73	-1	
Petr, Patrik	7	2,249	2,251	2	54	54	0	First Round, Group 5, 14 Tour
Ženíšek, Martin	2	1,889	1,888	-1	51	51	0	
Pošík, Vojtěch	0	722	718	-4	233	231	-2	First Round, Group 5, 14 Tour
Zempickis, Jānis	3	1,506	1,506	0	70	70	0	
Růžička, Tomáš	3	1,753	1,765	12	82	81	-1	First Round, Group 5, 14 Tour
Lebl, Kryštof	3	2,037	2,025	-12	83	82	-1	
Dion, Martin	1	1,714	1,700	-14	75	74	-1	First Round, Group 5, 14 Tour
Ševr, Miloš	3	1,732	1,748	16	80	79	-1	
Krejza, Aleš	0	1,787	1,778	-9	77	76	-1	First Round, Group 5, 15 Tour
Sládek, Jakub	6	1,954	1,961	7	70	69	-1	
Lahučký, Tomáš	3	1,829	1,822	-7	82	82	0	First Round, Group 5, 15 Tour
Saulītis, Renārs	2	1,383	1,389	6	78	78	0	
Werner, Filip	0	1,036	1,034	-2	251	249	-2	First Round, Group 5, 15 Tour
Klazar, Matyáš	4	1,930	1,931	1	73	73	0	
Pala, Aleš	7	1,573	1,611	38	89	88	-1	First Round, Group 5, 15 Tour
Ženíšek, Martin	2	1,888	1,875	-13	51	51	0	
Maděra, Martin	5	2,092	2,092	0	55	55	0	First Round, Group 5, 15 Tour
Zempickis, Jānis	0	1,506	1,505	-1	70	70	0	
Petr, Patrik	6	2,251	2,255	4	54	54	0	First Round, Group 5, 15 Tour
Lebl, Kryštof	4	2,025	2,017	-8	82	81	-1	
Pošík, Vojtěch	5	718	792	74	231	231	0	First Round, Group 5, 15 Tour
Ševr, Miloš	6	1,748	1,741	-7	79	79	0	
Růžička, Tomáš	5	1,765	1,767	2	81	81	0	First Round, Group 5, 15 Tour
Chlebo, Ondřej	3	1,192	1,188	-4	143	141	-2	
Černoch, Miroslav	4	1,950	1,952	2	81	80	-1	First Round, Group 5, 16 Tour
Saulītis, Renārs	1	1,389	1,388	-1	78	78	0	
Krejza, Aleš	4	1,778	1,792	14	76	75	-1	First Round, Group 5, 16 Tour
Klazar, Matyáš	3	1,931	1,917	-14	73	73	0	
Lahučký, Tomáš	4	1,822	1,834	12	82	81	-1	First Round, Group 5, 16 Tour
Ženíšek, Martin	3	1,875	1,871	-4	51	51	0	
Werner, Filip	0	1,034	1,169	135	249	236	-13	First Round, Group 5, 16 Tour
Zempickis, Jānis	0	1,505	1,496	-9	70	70	0	
Pala, Aleš	3	1,611	1,607	-4	88	88	0	First Round, Group 5, 16 Tour
Lebl, Kryštof	5	2,017	2,020	3	81	80	-1	
Maděra, Martin	4	2,092	2,094	2	55	55	0	First Round, Group 5, 16 Tour
Ševr, Miloš	1	1,741	1,737	-4	79	78	-1	
Petr, Patrik	12	2,255	2,255	0	54	54	0	First Round, Group 5, 16 Tour
Chlebo, Ondřej	0	1,188	1,188	0	141	141	0	
Pošík, Vojtěch	0	792	790	-2	231	230	-1	First Round, Group 5, 16 Tour
Dion, Martin	5	1,700	1,700	0	74	74	0	

Table 3: (Continuation List of games)

Player	Result	Glicko old	Glicko new	$\Delta$ Glicko	RD old	RD new	$\Delta$ RD	Comment
Sládek, Jakub	4	1,961	1,966	5	69	68	-1	First Round, Group 5, 17 Tour
Klazar, Matyáš	3	1,917	1,912	-5	73	71	-2	
Černoch, Miroslav	1	1,952	1,930	-22	80	79	-1	First Round, Group 5, 17 Tour
Ženíšek, Martin	6	1,871	1,879	8	51	51	0	
Krejza, Aleš	5	1,792	1,797	5	75	75	0	First Round, Group 5, 17 Tour
Zemčickis, Jānis	1	1,496	1,492	-4	70	70	0	
Lahučký, Tomáš	0	1,834	1,825	-9	81	80	-1	First Round, Group 5, 17 Tour
Lebl, Kryštof	5	2,020	2,029	9	80	79	-1	
Werner, Filip	0	1,169	1,157	-12	236	228	-8	First Round, Group 5, 17 Tour
Ševr, Miloš	5	1,737	1,739	2	78	78	0	
Pala, Aleš	6	1,607	1,611	4	88	87	-1	First Round, Group 5, 17 Tour
Chlebo, Ondřej	2	1,188	1,178	-10	141	138	-3	
Maděra, Martin	6	2,094	2,096	2	55	55	0	First Round, Group 5, 17 Tour
Dion, Martin	3	1,700	1,697	-3	74	73	-1	
Petr, Patrik	9	2,255	2,256	1	54	54	0	First Round, Group 5, 17 Tour
Růžička, Tomáš	1	1,767	1,765	-2	81	81	0	
Saulītis, Renārs	3	1,388	1,386	-2	78	78	0	First Round, Group 5, 18 Tour
Ženíšek, Martin	5	1,879	1,880	1	51	51	0	
Sládek, Jakub	4	1,966	1,968	2	68	68	0	First Round, Group 5, 18 Tour
Zemčickis, Jānis	0	1,492	1,490	-2	70	70	0	
Černoch, Miroslav	2	1,930	1,935	5	79	77	-2	First Round, Group 5, 18 Tour
Lebl, Kryštof	2	2,029	2,025	-4	79	77	-2	
Krejza, Aleš	2	1,797	1,794	-3	75	73	-2	First Round, Group 5, 18 Tour
Ševr, Miloš	2	1,739	1,742	3	78	76	-2	
Lahučký, Tomáš	7	1,825	1,826	1	80	80	0	First Round, Group 5, 18 Tour
Chlebo, Ondřej	2	1,178	1,175	-3	138	138	0	
Werner, Filip	0	1,157	1,145	-12	228	221	-7	First Round, Group 5, 18 Tour
Dion, Martin	7	1,697	1,699	2	73	73	0	
Pala, Aleš	1	1,611	1,599	-12	87	86	-1	First Round, Group 5, 18 Tour
Růžička, Tomáš	5	1,765	1,775	10	81	80	-1	
Maděra, Martin	5	2,096	2,096	0	55	55	0	First Round, Group 5, 18 Tour
Pošík, Vojtěch	2	790	790	0	230	230	0	
Bucek, Tomáš	2	1,883	1,877	-6	61	60	-1	First Round, Group 6, 1 Tour
Lopaur, Zdeněk	3	1,835	1,852	17	100	97	-3	
Hansson, Jan-Olof	2	1,505	1,504	-1	72	72	0	First Round, Group 6, 1 Tour
Kobrlé, Michal	8	2,139	2,140	1	64	64	0	
Vomáčka, Roman	0	1,418	1,405	-13	125	122	-3	First Round, Group 6, 1 Tour
Vomáčka, Jonáš	4	1,717	1,726	9	101	100	-1	
Стороженко, Гліб	5	1,897	1,899	2	62	62	0	First Round, Group 6, 1 Tour
Vacke, Vojtěch	0	1,450	1,444	-6	119	118	-1	
Kadlec, Daniel	1	1,182	1,224	42	187	185	-2	First Round, Group 6, 1 Tour
Šurýn, Antonín	2	1,840	1,830	-10	100	100	0	
Moravec ml., Michael	3	1,514	1,520	6	94	93	-1	First Round, Group 6, 1 Tour
Stanzelova, Vera	1	1,162	1,153	-9	120	118	-2	
Månsson, Truls	1	1,971	1,975	4	57	57	0	First Round, Group 6, 1 Tour
Nilsson, Henrik	0	1,952	1,940	-12	100	97	-3	

Table 3: (Continuation List of games)

Player	Result	Glicko old	Glicko new	$\Delta$ Glicko	RD old	RD new	$\Delta$ RD	Comment
Zupančič, Domen	2	1,386	1,400	14	112	111	-1	First Round, Group 6, 1 Tour
Rjavec, Bernard	3	1,914	1,904	-10	95	94	-1	
Naglis, Edgars	3	2,103	2,109	6	61	60	-1	First Round, Group 6, 1 Tour
Kalniņš, Sandis	1	1,935	1,929	-6	65	64	-1	
Lopaur, Zdeněk	2	1,852	1,843	-9	97	95	-2	First Round, Group 6, 2 Tour
Kobrlé, Michal	6	2,140	2,143	3	64	63	-1	
Bucek, Tomáš	5	1,877	1,883	6	60	60	0	First Round, Group 6, 2 Tour
Vomáčka, Jonáš	1	1,726	1,710	-16	100	97	-3	
Hansson, Jan-Olof	4	1,504	1,515	11	72	71	-1	First Round, Group 6, 2 Tour
Vacke, Vojtěch	0	1,444	1,415	-29	118	112	-6	
Vomáčka, Roman	3	1,405	1,477	72	122	120	-2	First Round, Group 6, 2 Tour
Šurýn, Antonín	1	1,830	1,782	-48	100	99	-1	
Стороженко, Гліб	9	1,899	1,900	1	62	62	0	First Round, Group 6, 2 Tour
Stanzelova, Vera	1	1,153	1,152	-1	118	118	0	
Kadlec, Daniel	3	1,224	1,221	-3	185	183	-2	First Round, Group 6, 2 Tour
Nilsson, Henrik	7	1,940	1,941	1	97	97	0	
Moravec ml., Michael	1	1,520	1,515	-5	93	92	-1	First Round, Group 6, 2 Tour
Rjavec, Bernard	7	1,904	1,909	5	94	93	-1	
Månsson, Truls	2	1,975	1,974	-1	57	56	-1	First Round, Group 6, 2 Tour
Kalniņš, Sandis	2	1,929	1,930	1	64	64	0	
Zupančič, Domen	1	1,400	1,399	-1	111	111	0	First Round, Group 6, 2 Tour
Naglis, Edgars	4	2,109	2,110	1	60	60	0	
Kobrlé, Michal	4	2,143	2,123	-20	63	63	0	First Round, Group 6, 3 Tour
Vomáčka, Jonáš	6	1,710	1,758	48	97	97	0	
Lopaur, Zdeněk	2	1,843	1,836	-7	95	95	0	First Round, Group 6, 3 Tour
Vacke, Vojtěch	1	1,415	1,426	11	112	111	-1	
Bucek, Tomáš	0	1,883	1,870	-13	60	59	-1	First Round, Group 6, 3 Tour
Šurýn, Antonín	3	1,782	1,815	33	99	96	-3	
Hansson, Jan-Olof	3	1,515	1,492	-23	71	71	0	First Round, Group 6, 3 Tour
Stanzelova, Vera	5	1,152	1,218	66	118	116	-2	
Vomáčka, Roman	2	1,477	1,472	-5	115	114	-1	First Round, Group 6, 3 Tour
Nilsson, Henrik	4	1,941	1,945	4	97	96	-1	
Стороженко, Гліб	3	1,900	1,910	10	62	61	-1	First Round, Group 6, 3 Tour
Rjavec, Bernard	1	1,909	1,886	-23	93	90	-3	
Kadlec, Daniel	0	1,221	1,217	-4	183	182	-1	First Round, Group 6, 3 Tour
Kalniņš, Sandis	7	1,930	1,931	1	64	64	0	
Moravec ml., Michael	2	1,515	1,514	-1	92	92	0	First Round, Group 6, 3 Tour
Naglis, Edgars	6	2,110	2,110	0	60	60	0	
Månsson, Truls	4	1,974	1,970	-4	56	56	0	First Round, Group 6, 3 Tour
Zupančič, Domen	3	1,399	1,413	14	111	110	-1	
Vomáčka, Jonáš	5	1,758	1,765	7	97	95	-2	First Round, Group 6, 4 Tour
Vacke, Vojtěch	0	1,426	1,417	-9	111	109	-2	
Kobrlé, Michal	4	2,123	2,127	4	63	63	0	First Round, Group 6, 4 Tour
Šurýn, Antonín	1	1,815	1,808	-7	96	95	-1	
Lopaur, Zdeněk	8	1,836	1,837	1	95	94	-1	First Round, Group 6, 4 Tour
Stanzelova, Vera	3	1,218	1,216	-2	116	115	-1	

Table 3: (Continuation List of games)

Player	Result	Glicko old	Glicko new	$\Delta$ Glicko	RD old	RD new	$\Delta$ RD	Comment
Bucek, Tomáš	0	1,870	1,863	-7	59	59	0	First Round, Group 6, 4 Tour
Nilsson, Henrik	5	1,945	1,964	19	96	93	-3	
Hansson, Jan-Olof	1	1,492	1,496	4	71	71	0	First Round, Group 6, 4 Tour
Rjavec, Bernard	2	1,886	1,879	-7	90	90	0	
Vomáčka, Roman	0	1,472	1,467	-5	114	113	-1	First Round, Group 6, 4 Tour
Kalniņš, Sandis	5	1,931	1,933	2	64	64	0	
Стороженко, Гліб	2	1,910	1,905	-5	61	61	0	First Round, Group 6, 4 Tour
Naglis, Edgars	7	2,110	2,115	5	60	60	0	
Kadlec, Daniel	0	1,217	1,179	-38	182	167	-15	First Round, Group 6, 4 Tour
Zupančič, Domen	7	1,413	1,429	16	110	108	-2	
Moravec ml., Michael	1	1,514	1,510	-4	92	92	0	First Round, Group 6, 4 Tour
Månsson, Truls	6	1,970	1,971	1	56	56	0	
Vacke, Vojtěch	2	1,417	1,410	-7	109	108	-1	First Round, Group 6, 5 Tour
Šurýn, Antonín	8	1,808	1,813	5	95	94	-1	
Vomáčka, Jonáš	9	1,765	1,768	3	95	95	0	First Round, Group 6, 5 Tour
Stanzelova, Vera	1	1,216	1,212	-4	115	115	0	
Kobrie, Michal	7	2,127	2,133	6	63	62	-1	First Round, Group 6, 5 Tour
Nilsson, Henrik	5	1,964	1,951	-13	93	91	-2	
Lopaur, Zdeněk	1	1,837	1,817	-20	94	92	-2	First Round, Group 6, 5 Tour
Rjavec, Bernard	4	1,879	1,897	18	90	87	-3	
Bucek, Tomáš	5	1,863	1,874	11	59	59	0	First Round, Group 6, 5 Tour
Kalniņš, Sandis	1	1,933	1,919	-14	64	63	-1	
Hansson, Jan-Olof	1	1,496	1,495	-1	71	71	0	First Round, Group 6, 5 Tour
Naglis, Edgars	5	2,115	2,116	1	60	60	0	
Vomáčka, Roman	5	1,467	1,496	29	113	108	-5	First Round, Group 6, 5 Tour
Zupančič, Domen	2	1,429	1,403	-26	108	104	-4	
Стороженко, Гліб	4	1,905	1,917	12	61	60	-1	First Round, Group 6, 5 Tour
Månsson, Truls	1	1,971	1,961	-10	56	56	0	
Kadlec, Daniel	1	1,179	1,159	-20	167	160	-7	First Round, Group 6, 5 Tour
Moravec ml., Michael	4	1,510	1,517	7	92	91	-1	
Šurýn, Antonín	6	1,813	1,814	1	94	94	0	First Round, Group 6, 6 Tour
Stanzelova, Vera	1	1,212	1,210	-2	115	114	-1	
Vacke, Vojtěch	2	1,410	1,407	-3	108	107	-1	First Round, Group 6, 6 Tour
Nilsson, Henrik	7	1,951	1,953	2	91	90	-1	
Vomáčka, Jonáš	2	1,768	1,752	-16	95	93	-2	First Round, Group 6, 6 Tour
Rjavec, Bernard	5	1,897	1,911	14	87	85	-2	
Kobrie, Michal	7	2,133	2,138	5	62	62	0	First Round, Group 6, 6 Tour
Kalniņš, Sandis	3	1,919	1,914	-5	63	63	0	
Lopaur, Zdeněk	3	1,817	1,810	-7	92	90	-2	First Round, Group 6, 6 Tour
Naglis, Edgars	6	2,116	2,119	3	60	60	0	
Bucek, Tomáš	5	1,874	1,876	2	59	59	0	First Round, Group 6, 6 Tour
Zupančič, Domen	3	1,403	1,399	-4	104	103	-1	
Hansson, Jan-Olof	2	1,495	1,500	5	71	71	0	First Round, Group 6, 6 Tour
Månsson, Truls	3	1,961	1,958	-3	56	56	0	
Vomáčka, Roman	2	1,496	1,512	16	108	104	-4	First Round, Group 6, 6 Tour
Moravec ml., Michael	1	1,517	1,505	-12	91	89	-2	
Стороженко, Гліб	6	1,917	1,918	1	60	60	0	First Round, Group 6, 6 Tour
Kadlec, Daniel	2	1,159	1,157	-2	160	159	-1	

Table 3: (Continuation List of games)

Player	Result	Glicko old	Glicko new	$\Delta$ Glicko	RD old	RD new	$\Delta$ RD	Comment
Stanzelova, Vera	0	1,210	1,209	-1	114	114	0	First Round, Group 6, 7 Tour
Nilsson, Henrik	8	1,953	1,954	1	90	90	0	
Šurýn, Antonín	2	1,814	1,832	18	94	91	-3	First Round, Group 6, 7 Tour
Rjavec, Bernard	1	1,911	1,896	-15	85	83	-2	
Vacke, Vojtěch	0	1,407	1,404	-3	107	107	0	First Round, Group 6, 7 Tour
Kalniņš, Sandis	8	1,914	1,915	1	63	63	0	
Vomáčka, Jonáš	0	1,752	1,747	-5	93	92	-1	First Round, Group 6, 7 Tour
Naglis, Edgars	4	2,119	2,121	2	60	60	0	
Kobrlé, Michal	10	2,138	2,138	0	62	62	0	First Round, Group 6, 7 Tour
Zupančič, Domen	1	1,399	1,398	-1	103	103	0	
Lopaur, Zdeněk	3	1,810	1,840	30	90	88	-2	First Round, Group 6, 7 Tour
Månsson, Truls	1	1,958	1,946	-12	56	56	0	
Bucek, Tomáš	4	1,876	1,878	2	59	59	0	First Round, Group 6, 7 Tour
Moravec ml., Michael	2	1,505	1,500	-5	89	88	-1	
Hansson, Jan-Olof	3	1,500	1,491	-9	71	71	0	First Round, Group 6, 7 Tour
Kadlec, Daniel	3	1,157	1,206	49	159	153	-6	
Vomáčka, Roman	4	1,512	1,537	25	104	103	-1	First Round, Group 6, 7 Tour
Стороженко, Гліб	4	1,918	1,910	-8	60	60	0	
Nilsson, Henrik	6	1,954	1,972	18	90	88	-2	First Round, Group 6, 8 Tour
Rjavec, Bernard	2	1,896	1,881	-15	83	82	-1	
Stanzelova, Vera	0	1,209	1,207	-2	114	114	0	First Round, Group 6, 8 Tour
Kalniņš, Sandis	6	1,915	1,916	1	63	63	0	
Šurýn, Antonín	1	1,832	1,825	-7	91	90	-1	First Round, Group 6, 8 Tour
Naglis, Edgars	4	2,121	2,125	4	60	60	0	
Vacke, Vojtěch	0	1,404	1,374	-30	107	103	-4	First Round, Group 6, 8 Tour
Zupančič, Domen	5	1,398	1,426	28	103	99	-4	
Vomáčka, Jonáš	1	1,747	1,747	0	92	91	-1	First Round, Group 6, 8 Tour
Månsson, Truls	2	1,946	1,946	0	56	55	-1	
Kobrlé, Michal	8	2,138	2,139	1	62	62	0	First Round, Group 6, 8 Tour
Moravec ml., Michael	4	1,500	1,499	-1	88	88	0	
Lopaur, Zdeněk	5	1,840	1,842	2	88	88	0	First Round, Group 6, 8 Tour
Kadlec, Daniel	1	1,206	1,202	-4	153	151	-2	
Bucek, Tomáš	3	1,878	1,869	-9	59	58	-1	First Round, Group 6, 8 Tour
Стороженко, Гліб	5	1,910	1,919	9	60	60	0	
Hansson, Jan-Olof	2	1,491	1,493	2	71	70	-1	First Round, Group 6, 8 Tour
Vomáčka, Roman	2	1,537	1,533	-4	103	99	-4	
Rjavec, Bernard	2	1,881	1,864	-17	82	80	-2	First Round, Group 6, 9 Tour
Kalniņš, Sandis	5	1,916	1,925	9	63	62	-1	
Nilsson, Henrik	3	1,972	1,981	9	88	86	-2	First Round, Group 6, 9 Tour
Naglis, Edgars	3	2,125	2,121	-4	60	59	-1	
Stanzelova, Vera	0	1,207	1,192	-15	114	111	-3	First Round, Group 6, 9 Tour
Zupančič, Domen	8	1,426	1,437	11	99	97	-2	
Šurýn, Antonín	3	1,825	1,832	7	90	88	-2	First Round, Group 6, 9 Tour
Månsson, Truls	3	1,946	1,943	-3	55	55	0	
Vacke, Vojtěch	2	1,374	1,370	-4	103	100	-3	First Round, Group 6, 9 Tour
Moravec ml., Michael	3	1,499	1,502	3	88	86	-2	

Table 3: (Continuation List of games)

Player	Result	Glicko old	Glicko new	$\Delta$ Glicko	RD old	RD new	$\Delta$ RD	Comment
Vomáčka, Jonáš	6	1,747	1,749	2	91	91	0	First Round, Group 6, 9 Tour
Kadlec, Daniel	3	1,202	1,197	-5	151	149	-2	
Kobrlé, Michal	3	2,139	2,122	-17	62	61	-1	First Round, Group 6, 9 Tour
Стороженко, Гліб	5	1,919	1,934	15	60	59	-1	
Lopaur, Zdeněk	1	1,842	1,827	-15	88	87	-1	First Round, Group 6, 9 Tour
Vomáčka, Roman	1	1,533	1,552	19	99	98	-1	
Bucek, Tomáš	4	1,869	1,871	2	58	58	0	First Round, Group 6, 9 Tour
Hansson, Jan-Olof	1	1,493	1,490	-3	70	70	0	
Kalniņš, Sandis	0	1,925	1,916	-9	62	62	0	First Round, Group 6, 10 Tour
Zupančič, Domen	0	1,437	1,461	24	97	97	0	
Rjavec, Bernard	3	1,864	1,877	13	80	78	-2	First Round, Group 6, 10 Tour
Månsson, Truls	2	1,943	1,937	-6	55	55	0	
Nilsson, Henrik	6	1,981	1,983	2	86	86	0	First Round, Group 6, 10 Tour
Moravec ml., Michael	0	1,502	1,500	-2	86	86	0	
Stanzelova, Vera	2	1,192	1,162	-30	111	107	-4	First Round, Group 6, 10 Tour
Kadlec, Daniel	6	1,197	1,248	51	149	139	-10	
Šurýn, Antonín	0	1,832	1,817	-15	88	86	-2	First Round, Group 6, 10 Tour
Стороженко, Гліб	7	1,934	1,941	7	59	59	0	
Vacke, Vojtěch	1	1,370	1,355	-15	100	98	-2	First Round, Group 6, 10 Tour
Vomáčka, Roman	4	1,552	1,565	13	98	96	-2	
Vomáčka, Jonáš	6	1,749	1,758	9	91	89	-2	First Round, Group 6, 10 Tour
Hansson, Jan-Olof	0	1,490	1,485	-5	70	69	-1	
Kobrlé, Michal	4	2,122	2,126	4	61	61	0	First Round, Group 6, 10 Tour
Bucek, Tomáš	0	1,871	1,867	-4	58	58	0	
Naglis, Edgars	4	2,121	2,116	-5	59	59	0	First Round, Group 6, 11 Tour
Månsson, Truls	4	1,937	1,941	4	55	54	-1	
Kalniņš, Sandis	6	1,916	1,918	2	62	62	0	First Round, Group 6, 11 Tour
Moravec ml., Michael	1	1,500	1,496	-4	86	86	0	
Rjavec, Bernard	5	1,877	1,878	1	78	78	0	First Round, Group 6, 11 Tour
Kadlec, Daniel	2	1,248	1,245	-3	139	138	-1	
Nilsson, Henrik	2	1,983	1,981	-2	86	84	-2	First Round, Group 6, 11 Tour
Стороженко, Гліб	2	1,941	1,942	1	59	59	0	
Stanzelova, Vera	1	1,162	1,156	-6	107	106	-1	First Round, Group 6, 11 Tour
Vomáčka, Roman	7	1,565	1,570	5	96	95	-1	
Šurýn, Antonín	1	1,817	1,812	-5	86	85	-1	First Round, Group 6, 11 Tour
Hansson, Jan-Olof	0	1,485	1,488	3	69	69	0	
Vacke, Vojtěch	1	1,355	1,353	-2	98	97	-1	First Round, Group 6, 11 Tour
Bucek, Tomáš	7	1,867	1,868	1	58	58	0	
Vomáčka, Jonáš	3	1,758	1,772	14	89	87	-2	First Round, Group 6, 11 Tour
Lopaur, Zdeněk	2	1,827	1,814	-13	87	85	-2	
Zupančič, Domen	2	1,461	1,463	2	97	94	-3	First Round, Group 6, 12 Tour
Moravec ml., Michael	2	1,496	1,494	-2	86	84	-2	
Naglis, Edgars	6	2,116	2,116	0	59	59	0	First Round, Group 6, 12 Tour
Kadlec, Daniel	1	1,245	1,244	-1	138	138	0	
Kalniņš, Sandis	5	1,918	1,929	11	62	62	0	First Round, Group 6, 12 Tour
Стороженко, Гліб	1	1,942	1,932	-10	59	58	-1	
Rjavec, Bernard	4	1,878	1,875	-3	78	77	-1	First Round, Group 6, 12 Tour
Vomáčka, Roman	3	1,570	1,575	5	95	94	-1	

Table 3: (Continuation List of games)

Player	Result	Glicko old	Glicko new	$\Delta$ Glicko	RD old	RD new	$\Delta$ RD	Comment
Nilsson, Henrik	3	1,981	1,973	-8	84	84	0	First Round, Group 6, 12 Tour
Hansson, Jan-Olof	2	1,488	1,493	5	69	69	0	
Stanzelova, Vera	4	1,156	1,155	-1	106	106	0	First Round, Group 6, 12 Tour
Bucek, Tomáš	8	1,868	1,869	1	58	58	0	
Šurýn, Antonín	3	1,812	1,831	19	85	83	-2	First Round, Group 6, 12 Tour
Lopaur, Zdeněk	1	1,814	1,794	-20	85	83	-2	
Vacke, Vojtěch	2	1,353	1,352	-1	97	97	0	First Round, Group 6, 12 Tour
Kobrlé, Michal	9	2,126	2,127	1	61	61	0	
Månsson, Truls	9	1,941	1,942	1	54	54	0	First Round, Group 6, 13 Tour
Kadlec, Daniel	1	1,244	1,242	-2	138	137	-1	
Zupančič, Domen	1	1,463	1,460	-3	94	93	-1	First Round, Group 6, 13 Tour
Стороженко, Гліб	3	1,932	1,933	1	58	58	0	
Naglis, Edgars	2	2,116	2,112	-4	59	59	0	First Round, Group 6, 13 Tour
Vomáčka, Roman	1	1,575	1,585	10	94	94	0	
Kalniņš, Sandis	7	1,929	1,931	2	62	62	0	First Round, Group 6, 13 Tour
Hansson, Jan-Olof	1	1,493	1,491	-2	69	69	0	
Rjavec, Bernard	5	1,875	1,891	16	77	76	-1	First Round, Group 6, 13 Tour
Bucek, Tomáš	2	1,869	1,860	-9	58	58	0	
Nilsson, Henrik	4	1,973	1,984	11	84	82	-2	First Round, Group 6, 13 Tour
Lopaur, Zdeněk	2	1,794	1,784	-10	83	82	-1	
Stanzelova, Vera	1	1,155	1,155	0	106	106	0	First Round, Group 6, 13 Tour
Kobrlé, Michal	9	2,127	2,127	0	61	61	0	
Šurýn, Antonín	2	1,831	1,810	-21	83	81	-2	First Round, Group 6, 13 Tour
Vomáčka, Jonáš	5	1,772	1,796	24	87	85	-2	
Moravec ml., Michael	1	1,494	1,491	-3	84	84	0	First Round, Group 6, 14 Tour
Стороженко, Гліб	4	1,933	1,935	2	58	58	0	
Månsson, Truls	4	1,942	1,944	2	54	54	0	First Round, Group 6, 14 Tour
Vomáčka, Roman	0	1,585	1,579	-6	94	93	-1	
Zupančič, Domen	3	1,460	1,485	25	93	90	-3	First Round, Group 6, 14 Tour
Hansson, Jan-Olof	1	1,491	1,477	-14	69	69	0	
Naglis, Edgars	3	2,112	2,116	4	59	59	0	First Round, Group 6, 14 Tour
Bucek, Tomáš	1	1,860	1,856	-4	58	57	-1	
Kalniņš, Sandis	2	1,931	1,922	-9	62	61	-1	First Round, Group 6, 14 Tour
Lopaur, Zdeněk	3	1,784	1,800	16	82	80	-2	
Rjavec, Bernard	6	1,891	1,916	25	76	75	-1	First Round, Group 6, 14 Tour
Kobrlé, Michal	1	2,127	2,111	-16	61	61	0	
Nilsson, Henrik	5	1,984	1,984	0	82	81	-1	First Round, Group 6, 14 Tour
Vomáčka, Jonáš	4	1,796	1,796	0	85	84	-1	
Stanzelova, Vera	0	1,155	1,155	0	106	103	-3	First Round, Group 6, 14 Tour
Vacke, Vojtěch	1	1,352	1,352	0	97	95	-2	
Kadlec, Daniel	0	1,242	1,229	-13	137	133	-4	First Round, Group 6, 15 Tour
Vomáčka, Roman	2	1,579	1,586	7	93	92	-1	
Moravec ml., Michael	3	1,491	1,500	9	84	82	-2	First Round, Group 6, 15 Tour
Hansson, Jan-Olof	2	1,477	1,471	-6	69	68	-1	
Månsson, Truls	2	1,944	1,946	2	54	54	0	First Round, Group 6, 15 Tour
Bucek, Tomáš	1	1,856	1,854	-2	57	57	0	
Zupančič, Domen	3	1,485	1,489	4	90	89	-1	First Round, Group 6, 15 Tour
Lopaur, Zdeněk	4	1,800	1,797	-3	80	80	0	

Table 3: (Continuation List of games)

Player	Result	Glicko old	Glicko new	$\Delta$ Glicko	RD old	RD new	$\Delta$ RD	Comment
Naglis, Edgars	3	2,116	2,121	5	59	58	-1	First Round, Group 6, 15 Tour
Kobrlé, Michal	2	2,111	2,106	-5	61	60	-1	
Kalniņš, Sandis	4	1,922	1,929	7	61	61	0	First Round, Group 6, 15 Tour
Vomáčka, Jonáš	2	1,796	1,783	-13	84	83	-1	
Rjavec, Bernard	3	1,916	1,894	-22	75	75	0	First Round, Group 6, 15 Tour
Vacke, Vojtěch	4	1,352	1,388	36	95	95	0	
Nilsson, Henrik	0	1,984	1,958	-26	81	80	-1	First Round, Group 6, 15 Tour
Šurýn, Antonín	2	1,810	1,836	26	81	80	-1	
Стороженко, Гліб	3	1,935	1,936	1	58	58	0	First Round, Group 6, 16 Tour
Hansson, Jan-Olof	1	1,471	1,469	-2	68	68	0	
Kadlec, Daniel	2	1,229	1,226	-3	133	133	0	First Round, Group 6, 16 Tour
Bucek, Tomáš	8	1,854	1,854	0	57	57	0	
Moravec ml., Michael	2	1,500	1,521	21	82	81	-1	First Round, Group 6, 16 Tour
Lopaur, Zdeněk	1	1,797	1,776	-21	80	79	-1	
Månsson, Truls	2	1,946	1,945	-1	54	54	0	First Round, Group 6, 16 Tour
Kobrlé, Michal	3	2,106	2,106	0	60	59	-1	
Zupančič, Domen	1	1,489	1,482	-7	89	88	-1	First Round, Group 6, 16 Tour
Vomáčka, Jonáš	5	1,783	1,789	6	83	82	-1	
Naglis, Edgars	15	2,121	2,121	0	58	58	0	First Round, Group 6, 16 Tour
Vacke, Vojtěch	1	1,388	1,388	0	95	95	0	
Kalniņš, Sandis	6	1,929	1,936	7	61	60	-1	First Round, Group 6, 16 Tour
Šurýn, Antonín	0	1,836	1,823	-13	80	79	-1	
Rjavec, Bernard	6	1,894	1,895	1	75	75	0	First Round, Group 6, 16 Tour
Stanzelova, Vera	3	1,155	1,154	-1	103	103	0	
Vomáčka, Roman	1	1,586	1,578	-8	92	91	-1	First Round, Group 6, 17 Tour
Bucek, Tomáš	5	1,854	1,858	4	57	57	0	
Стороженко, Гліб	3	1,936	1,937	1	58	58	0	First Round, Group 6, 17 Tour
Lopaur, Zdeněk	2	1,776	1,775	-1	79	78	-1	
Kadlec, Daniel	1	1,226	1,225	-1	133	133	0	First Round, Group 6, 17 Tour
Kobrlé, Michal	18	2,106	2,107	1	59	59	0	
Moravec ml., Michael	1	1,521	1,515	-6	81	80	-1	First Round, Group 6, 17 Tour
Vomáčka, Jonáš	6	1,789	1,796	7	82	81	-1	
Månsson, Truls	7	1,945	1,946	1	54	54	0	First Round, Group 6, 17 Tour
Vacke, Vojtěch	1	1,388	1,385	-3	95	95	0	
Zupančič, Domen	3	1,482	1,519	37	88	87	-1	First Round, Group 6, 17 Tour
Šurýn, Antonín	1	1,823	1,794	-29	79	78	-1	
Naglis, Edgars	9	2,121	2,121	0	58	58	0	First Round, Group 6, 17 Tour
Stanzelova, Vera	1	1,154	1,153	-1	103	103	0	
Kalniņš, Sandis	1	1,936	1,937	1	60	60	0	First Round, Group 6, 17 Tour
Nilsson, Henrik	1	1,958	1,957	-1	80	78	-2	
Hansson, Jan-Olof	2	1,469	1,465	-4	68	68	0	First Round, Group 6, 18 Tour
Lopaur, Zdeněk	7	1,775	1,780	5	78	77	-1	
Vomáčka, Roman	0	1,578	1,575	-3	91	91	0	First Round, Group 6, 18 Tour
Kobrlé, Michal	5	2,107	2,108	1	59	59	0	
Стороженко, Гліб	5	1,937	1,943	6	58	58	0	First Round, Group 6, 18 Tour
Vomáčka, Jonáš	3	1,796	1,785	-11	81	80	-1	

Table 3: (Continuation List of games)

Player	Result	Glicko old	Glicko new	$\Delta$ Glicko	RD old	RD new	$\Delta$ RD	Comment
Kadlec, Daniel	1	1,225	1,222	-3	133	126	-7	First Round, Group 6, 18 Tour
Vacke, Vojtěch	2	1,385	1,388	3	95	93	-2	
Moravec ml., Michael	0	1,515	1,509	-6	80	80	0	First Round, Group 6, 18 Tour
Šurýn, Antonín	2	1,794	1,799	5	78	78	0	
Mánsson, Truls	5	1,946	1,946	0	54	54	0	First Round, Group 6, 18 Tour
Stanzelova, Vera	1	1,153	1,153	0	103	103	0	
Zupančič, Domen	1	1,519	1,516	-3	87	87	0	First Round, Group 6, 18 Tour
Nilsson, Henrik	4	1,957	1,960	3	78	78	0	
Naglis, Edgars	3	2,121	2,116	-5	58	58	0	First Round, Group 6, 18 Tour
Rjavec, Bernard	3	1,895	1,903	8	75	74	-1	
Kalniņš, Rainers	4	2,329	2,337	8	60	60	0	2nd Round, Division A1, 1 Tour
Caics, Edgars	2	2,263	2,249	-14	79	77	-2	
Kimberg, Anton	0	1,958	1,944	-14	80	79	-1	2nd Round, Division A1, 1 Tour
Naglis, Kristaps	2	2,034	2,046	12	74	73	-1	
Chylík ml., Jiří	6	2,074	2,090	16	81	79	-2	2nd Round, Division A1, 1 Tour
Boštk, Michal	3	2,052	2,036	-16	78	76	-2	
Matýšek, Daniel	1	1,923	1,918	-5	76	75	-1	2nd Round, Division A1, 1 Tour
Larsson, Emil	2	1,982	1,987	5	69	68	-1	
Plešák, Pavel	2	1,840	1,839	-1	48	48	0	2nd Round, Division A1, 1 Tour
Šmíd, David	3	1,951	1,954	3	76	75	-1	
Kubica, Miloslav	2	1,878	1,880	2	79	77	-2	2nd Round, Division A1, 1 Tour
Klazar, Matyáš	2	1,912	1,911	-1	71	70	-1	
Matýšek, Jakub	1	1,974	1,972	-2	80	78	-2	2nd Round, Division A1, 1 Tour
Černoch, Miroslav	1	1,935	1,936	1	77	76	-1	
Целуйко, Артём	6	1,815	1,834	19	78	76	-2	2nd Round, Division A1, 1 Tour
Ženíšek, Martin	4	1,880	1,872	-8	51	50	-1	
Holub, Petr	2	1,718	1,721	3	80	79	-1	2nd Round, Division A1, 1 Tour
Růžička, Tomáš	2	1,775	1,773	-2	80	79	-1	
Kraus, Vladimír	2	1,804	1,819	15	77	76	-1	2nd Round, Division A1, 1 Tour
Krejza, Aleš	0	1,794	1,780	-14	73	72	-1	
Jež, Robert	0	1,804	1,802	-2	77	76	-1	2nd Round, Division A1, 1 Tour
Petr, Patrik	4	2,256	2,257	1	54	54	0	
Dvořáček, David	1	1,864	1,858	-6	75	74	-1	2nd Round, Division A1, 1 Tour
Maděra, Martin	7	2,096	2,100	4	55	55	0	
Herold, Kryštof	1	1,923	1,920	-3	74	73	-1	2nd Round, Division A1, 1 Tour
Lebl, Kryštof	2	2,025	2,028	3	77	76	-1	
Remeika, Žygimantas	1	1,888	1,880	-8	61	60	-1	2nd Round, Division A1, 1 Tour
Sládek, Jakub	10	1,968	1,978	10	68	67	-1	
Вербицкий, Микола	3	1,765	1,774	9	53	52	-1	2nd Round, Division A1, 1 Tour
Lahučký, Tomáš	0	1,826	1,806	-20	80	78	-2	
Plešák, Pavel	0	1,839	1,836	-3	48	48	0	2nd Round, Division A1, 2 Tour
Naglis, Kristaps	6	2,046	2,053	7	73	72	-1	
Kalniņš, Rainers	7	2,337	2,340	3	60	59	-1	2nd Round, Division A1, 2 Tour
Boštk, Michal	1	2,036	2,031	-5	76	76	0	
Kimberg, Anton	2	1,944	1,938	-6	79	77	-2	2nd Round, Division A1, 2 Tour
Larsson, Emil	3	1,987	1,991	4	68	67	-1	

Table 3: (Continuation List of games)

Player	Result	Glicko old	Glicko new	$\Delta$ Glicko	RD old	RD new	$\Delta$ RD	Comment
Chylík ml., Jiří	7	2,090	2,101	11	79	78	-1	2nd Round, Division A1, 2 Tour
	2	1,954	1,944	-10	75	74	-1	
Matýšek, Daniel	1	1,918	1,914	-4	75	74	-1	2nd Round, Division A1, 2 Tour
	3	2,249	2,253	4	77	77	0	
Kraus, Vladimír	0	1,819	1,809	-10	76	74	-2	2nd Round, Division A1, 2 Tour
	4	1,936	1,947	11	76	74	-2	
Kubica, Miloslav	6	1,880	1,896	16	77	76	-1	2nd Round, Division A1, 2 Tour
	1	1,872	1,865	-7	50	50	0	
Matýšek, Jakub	4	1,972	1,972	0	78	77	-1	2nd Round, Division A1, 2 Tour
	3	1,773	1,773	0	79	78	-1	
Целуйко, Артём	1	1,834	1,832	-2	76	75	-1	2nd Round, Division A1, 2 Tour
	1	1,780	1,782	2	72	71	-1	
Holub, Petr	1	1,721	1,712	-9	79	78	-1	2nd Round, Division A1, 2 Tour
	6	1,911	1,918	7	70	70	0	
Вербицкий, Микола	2	1,774	1,775	1	52	52	0	2nd Round, Division A1, 2 Tour
	3	2,100	2,098	-2	55	55	0	
Jež, Robert	1	1,802	1,803	1	76	76	0	2nd Round, Division A1, 2 Tour
	2	2,028	2,027	-1	76	75	-1	
Dvořáček, David	3	1,858	1,848	-10	74	73	-1	2nd Round, Division A1, 2 Tour
	5	1,978	1,986	8	67	67	0	
Herold, Kryštof	5	1,920	1,930	10	73	72	-1	2nd Round, Division A1, 2 Tour
	3	1,806	1,794	-12	78	77	-1	
Remeika, Žygimantas	5	1,880	1,883	3	60	60	0	2nd Round, Division A1, 2 Tour
	6	2,257	2,254	-3	54	54	0	
Matýšek, Daniel	1	1,914	1,904	-10	74	73	-1	2nd Round, Division A1, 3 Tour
	3	2,031	2,042	11	76	75	-1	
Plešák, Pavel	2	1,836	1,832	-4	48	47	-1	2nd Round, Division A1, 3 Tour
	4	1,991	1,999	8	67	67	0	
Kalniņš, Rainers	4	2,340	2,342	2	59	59	0	2nd Round, Division A1, 3 Tour
	2	1,944	1,941	-3	74	73	-1	
Kimberg, Anton	0	1,938	1,933	-5	77	77	0	2nd Round, Division A1, 3 Tour
	4	2,253	2,258	5	77	76	-1	
Chylík ml., Jiří	4	2,101	2,107	6	78	76	-2	2nd Round, Division A1, 3 Tour
	3	2,053	2,048	-5	72	71	-1	
Holub, Petr	2	1,712	1,710	-2	78	77	-1	2nd Round, Division A1, 3 Tour
	3	1,865	1,866	1	50	50	0	
Kraus, Vladimír	2	1,809	1,792	-17	74	73	-1	2nd Round, Division A1, 3 Tour
	6	1,773	1,791	18	78	77	-1	
Kubica, Miloslav	1	1,896	1,883	-13	76	75	-1	2nd Round, Division A1, 3 Tour
	2	1,782	1,794	12	71	70	-1	
Matýšek, Jakub	1	1,972	1,970	-2	77	76	-1	2nd Round, Division A1, 3 Tour
	1	1,918	1,920	2	70	69	-1	
Целуйко, Артём	4	1,832	1,852	20	75	74	-1	2nd Round, Division A1, 3 Tour
	0	1,947	1,927	-20	74	73	-1	
Remeika, Žygimantas	1	1,883	1,877	-6	60	60	0	2nd Round, Division A1, 3 Tour
	4	2,027	2,037	10	75	74	-1	

Table 3: (Continuation List of games)

Player	Result	Glicko old	Glicko new	$\Delta$ Glicko	RD old	RD new	$\Delta$ RD	Comment
Вербицкий, Микола	2	1,775	1,772	-3	52	52	0	2nd Round, Division A1, 3 Tour
Sládek, Jakub	6	1,986	1,992	6	67	66	-1	
Jež, Robert	0	1,803	1,787	-16	76	74	-2	2nd Round, Division A1, 3 Tour
Lahučký, Tomáš	7	1,794	1,811	17	77	76	-1	
Dvořáček, David	2	1,848	1,845	-3	73	73	0	2nd Round, Division A1, 3 Tour
Petr, Patrik	4	2,254	2,256	2	54	54	0	
Herold, Kryštof	3	1,930	1,936	6	72	71	-1	2nd Round, Division A1, 3 Tour
Maděra, Martin	3	2,098	2,094	-4	55	54	-1	
Chylík ml., Jiří	1	2,107	2,086	-21	76	75	-1	2nd Round, Division A1, 4 Tour
Larsson, Emil	4	1,999	2,014	15	67	66	-1	
Matýšek, Daniel	4	1,904	1,919	15	73	71	-2	2nd Round, Division A1, 4 Tour
Šmíd, David	0	1,941	1,925	-16	73	72	-1	
Plešák, Pavel	1	1,832	1,831	-1	47	47	0	2nd Round, Division A1, 4 Tour
Caics, Edgars	7	2,258	2,261	3	76	76	0	
Kalniņš, Rainers	6	2,342	2,345	3	59	59	0	2nd Round, Division A1, 4 Tour
Naglis, Kristaps	1	2,048	2,043	-5	71	71	0	
Kimberg, Anton	6	1,933	1,954	21	77	76	-1	2nd Round, Division A1, 4 Tour
Boštík, Michal	2	2,042	2,022	-20	75	74	-1	
Целуйко, Артём	4	1,852	1,865	13	74	73	-1	2nd Round, Division A1, 4 Tour
Růžička, Tomáš	2	1,791	1,778	-13	77	76	-1	
Holub, Petr	3	1,710	1,714	4	77	75	-2	2nd Round, Division A1, 4 Tour
Krejza, Aleš	3	1,794	1,791	-3	70	70	0	
Kraus, Vladimír	1	1,792	1,783	-9	73	72	-1	2nd Round, Division A1, 4 Tour
Klazar, Matyáš	5	1,920	1,928	8	69	68	-1	
Kubica, Miloslav	2	1,883	1,885	2	75	74	-1	2nd Round, Division A1, 4 Tour
Černocho, Miroslav	2	1,927	1,926	-1	73	72	-1	
Matýšek, Jakub	4	1,970	1,981	11	76	74	-2	2nd Round, Division A1, 4 Tour
Ženíšek, Martin	2	1,866	1,861	-5	50	50	0	
Herold, Kryštof	0	1,936	1,932	-4	71	70	-1	2nd Round, Division A1, 4 Tour
Sládek, Jakub	1	1,992	1,996	4	66	65	-1	
Remeika, Žygimantas	2	1,877	1,885	8	60	60	0	2nd Round, Division A1, 4 Tour
Lahučký, Tomáš	0	1,811	1,798	-13	76	75	-1	
Вербицкий, Микола	1	1,772	1,771	-1	52	52	0	2nd Round, Division A1, 4 Tour
Petr, Patrik	7	2,256	2,257	1	54	54	0	
Jež, Robert	3	1,787	1,790	3	74	74	0	2nd Round, Division A1, 4 Tour
Maděra, Martin	4	2,094	2,092	-2	54	54	0	
Dvořáček, David	1	1,845	1,837	-8	73	72	-1	2nd Round, Division A1, 4 Tour
Lebl, Kryštof	3	2,037	2,044	7	74	73	-1	
Kimberg, Anton	5	1,954	1,968	14	76	74	-2	2nd Round, Division A1, 5 Tour
Šmíd, David	0	1,925	1,912	-13	72	71	-1	
Chylík ml., Jiří	7	2,086	2,109	23	75	74	-1	2nd Round, Division A1, 5 Tour
Caics, Edgars	3	2,261	2,238	-23	76	75	-1	
Matýšek, Daniel	1	1,919	1,910	-9	71	70	-1	2nd Round, Division A1, 5 Tour
Naglis, Kristaps	7	2,043	2,052	9	71	70	-1	
Plešák, Pavel	0	1,831	1,828	-3	47	47	0	2nd Round, Division A1, 5 Tour
Boštík, Michal	7	2,022	2,030	8	74	73	-1	

Table 3: (Continuation List of games)

Player	Result	Glicko old	Glicko new	$\Delta$ Glicko	RD old	RD new	$\Delta$ RD	Comment
Kalniņš, Rainers	6	2,345	2,348	3	59	59	0	2nd Round, Division A1, 5 Tour
Larsson, Emil	4	2,014	2,011	-3	66	65	-1	
Matýšek, Jakub	9	1,981	1,989	8	74	74	0	2nd Round, Division A1, 5 Tour
Krejza, Aleš	0	1,791	1,784	-7	70	69	-1	
Целуйко, Артём	0	1,865	1,853	-12	73	72	-1	2nd Round, Division A1, 5 Tour
Klazar, Matyáš	2	1,928	1,939	11	68	67	-1	
Holub, Petr	3	1,714	1,715	1	75	75	0	2nd Round, Division A1, 5 Tour
Černocho, Miroslav	4	1,926	1,925	-1	72	71	-1	
Kraus, Vladimír	4	1,783	1,793	10	72	71	-1	2nd Round, Division A1, 5 Tour
Ženíšek, Martin	3	1,861	1,856	-5	50	49	-1	
Kubica, Miloslav	3	1,885	1,888	3	74	73	-1	2nd Round, Division A1, 5 Tour
Růžička, Tomáš	2	1,778	1,774	-4	76	75	-1	
Dvořáček, David	3	1,837	1,829	-8	72	71	-1	2nd Round, Division A1, 5 Tour
Lahučký, Tomáš	4	1,798	1,807	9	75	74	-1	
Herold, Kryštof	1	1,932	1,928	-4	70	70	0	2nd Round, Division A1, 5 Tour
Petr, Patrik	4	2,257	2,259	2	54	54	0	
Remeika, Žygimantas	1	1,885	1,890	5	60	59	-1	2nd Round, Division A1, 5 Tour
Maděra, Martin	1	2,092	2,088	-4	54	54	0	
Вербицкий, Микола	2	1,771	1,768	-3	52	52	0	2nd Round, Division A1, 5 Tour
Lebl, Kryštof	5	2,044	2,049	5	73	72	-1	
Jež, Robert	0	1,790	1,783	-7	74	73	-1	2nd Round, Division A1, 5 Tour
Sládek, Jakub	3	1,996	2,002	6	65	65	0	
Jež, Robert	2	1,783	1,773	-10	73	72	-1	2nd Round, Division A1, 6 Tour
Kubica, Miloslav	4	1,888	1,899	11	73	72	-1	
Dvořáček, David	2	1,829	1,828	-1	71	70	-1	2nd Round, Division A1, 6 Tour
Matýšek, Jakub	3	1,989	1,990	1	74	73	-1	
Herold, Kryštof	4	1,928	1,918	-10	70	69	-1	2nd Round, Division A1, 6 Tour
Целуйко, Артём	5	1,853	1,863	10	72	71	-1	
Remeika, Žygimantas	5	1,890	1,896	6	59	59	0	2nd Round, Division A1, 6 Tour
Holub, Petr	0	1,715	1,706	-9	75	74	-1	
Вербицкий, Микола	2	1,768	1,776	8	52	52	0	2nd Round, Division A1, 6 Tour
Kraus, Vladimír	0	1,793	1,778	-15	71	70	-1	
Petr, Patrik	3	2,259	2,263	4	54	54	0	2nd Round, Division A1, 6 Tour
Caics, Edgars	2	2,238	2,231	-7	75	73	-2	
Maděra, Martin	2	2,088	2,083	-5	54	54	0	2nd Round, Division A1, 6 Tour
Naglis, Kristaps	3	2,052	2,060	8	70	69	-1	
Lebl, Kryštof	2	2,049	2,042	-7	72	71	-1	2nd Round, Division A1, 6 Tour
Bošťák, Michal	3	2,030	2,038	8	73	72	-1	
Sládek, Jakub	0	2,002	1,991	-11	65	64	-1	2nd Round, Division A1, 6 Tour
Larsson, Emil	2	2,011	2,023	12	65	65	0	
Lahučký, Tomáš	5	1,807	1,826	19	74	73	-1	2nd Round, Division A1, 6 Tour
Šmíd, David	3	1,912	1,895	-17	71	70	-1	
Kalniņš, Rainers	3	2,348	2,350	2	59	59	0	2nd Round, Division A1, 6 Tour
Klazar, Matyáš	1	1,939	1,936	-3	67	67	0	
Kimberg, Anton	3	1,968	1,966	-2	74	73	-1	2nd Round, Division A1, 6 Tour
Černocho, Miroslav	3	1,925	1,927	2	71	70	-1	

Table 3: (Continuation List of games)

Player	Result	Glicko old	Glicko new	$\Delta$ Glicko	RD old	RD new	$\Delta$ RD	Comment
Chylík ml., Jiří Ženíšek, Martin	6	2,109	2,114	5	74	73	-1	2nd Round, Division A1, 6 Tour
	1	1,856	1,853	-3	49	49	0	
Matýsek, Daniel Růžička, Tomáš	3	1,910	1,898	-12	70	69	-1	2nd Round, Division A1, 6 Tour
	4	1,774	1,788	14	75	74	-1	
Plešák, Pavel Krejza, Aleš	1	1,828	1,827	-1	47	47	0	2nd Round, Division A1, 6 Tour
	1	1,784	1,785	1	69	68	-1	
Вербицкий, Микола Matýsek, Jakub	3	1,776	1,780	4	52	52	0	2nd Round, Division A1, 7 Tour
	3	1,990	1,982	-8	73	72	-1	
Jež, Robert Целуйко, Артём	2	1,773	1,762	-11	72	71	-1	2nd Round, Division A1, 7 Tour
	5	1,863	1,873	10	71	70	-1	
Dvořáček, David Holub, Petr	2	1,828	1,810	-18	70	70	0	2nd Round, Division A1, 7 Tour
	5	1,706	1,726	20	74	73	-1	
Herold, Kryštof Kraus, Vladimír	2	1,918	1,907	-11	69	68	-1	2nd Round, Division A1, 7 Tour
	3	1,778	1,790	12	70	69	-1	
Remeika, Žygimantas Kubica, Miloslav	1	1,896	1,896	0	59	59	0	2nd Round, Division A1, 7 Tour
	1	1,899	1,899	0	72	71	-1	
Lahučký, Tomáš Naglis, Kristaps	3	1,826	1,835	9	73	73	0	2nd Round, Division A1, 7 Tour
	3	2,060	2,053	-7	69	68	-1	
Petr, Patrik Bošťák, Michal	12	2,263	2,266	3	54	53	-1	2nd Round, Division A1, 7 Tour
	5	2,038	2,032	-6	72	71	-1	
Maděra, Martin Larsson, Emil	5	2,083	2,090	7	54	53	-1	2nd Round, Division A1, 7 Tour
	3	2,023	2,013	-10	65	64	-1	
Lebl, Kryštof Šmíd, David	2	2,042	2,036	-6	71	70	-1	2nd Round, Division A1, 7 Tour
	2	1,895	1,900	5	70	69	-1	
Sládek, Jakub Caics, Edgars	2	1,991	1,986	-5	64	64	0	2nd Round, Division A1, 7 Tour
	4	2,231	2,237	6	73	72	-1	
Plešák, Pavel Černoch, Miroslav	1	1,827	1,829	2	47	47	0	2nd Round, Division A1, 7 Tour
	1	1,927	1,923	-4	70	69	-1	
Kalniņš, Rainers Ženíšek, Martin	8	2,350	2,351	1	59	59	0	2nd Round, Division A1, 7 Tour
	2	1,853	1,853	0	49	49	0	
Kimberg, Anton Růžička, Tomáš	2	1,966	1,960	-6	73	72	-1	2nd Round, Division A1, 7 Tour
	2	1,788	1,795	7	74	73	-1	
Chylík ml., Jiří Krejza, Aleš	4	2,114	2,119	5	73	73	0	2nd Round, Division A1, 7 Tour
	1	1,785	1,782	-3	68	68	0	
Matýsek, Daniel Klazar, Matyáš	2	1,898	1,893	-5	69	68	-1	2nd Round, Division A1, 7 Tour
	3	1,936	1,941	5	67	67	0	
Remeika, Žygimantas Целуйко, Артём	1	1,896	1,886	-10	59	58	-1	2nd Round, Division A1, 8 Tour
	4	1,873	1,887	14	70	69	-1	
Вербицкий, Микола Holub, Petr	3	1,780	1,783	3	52	52	0	2nd Round, Division A1, 8 Tour
	2	1,726	1,721	-5	73	72	-1	
Jež, Robert Kraus, Vladimír	1	1,762	1,770	8	71	70	-1	2nd Round, Division A1, 8 Tour
	0	1,790	1,782	-8	69	68	-1	
Dvořáček, David Kubica, Miloslav	1	1,810	1,806	-4	70	69	-1	2nd Round, Division A1, 8 Tour
	2	1,899	1,902	3	71	70	-1	
Herold, Kryštof Matýsek, Jakub	2	1,907	1,897	-10	68	67	-1	2nd Round, Division A1, 8 Tour
	4	1,982	1,993	11	72	71	-1	

Table 3: (Continuation List of games)

Player	Result	Glicko old	Glicko new	$\Delta$ Glicko	RD old	RD new	$\Delta$ RD	Comment
Sládek, Jakub	6	1,986	1,999	13	64	63	-1	2nd Round, Division A1, 8 Tour
Boštk, Michal	3	2,032	2,016	-16	71	70	-1	
Lahučký, Tomáš	3	1,835	1,842	7	73	72	-1	2nd Round, Division A1, 8 Tour
Larsson, Emil	3	2,013	2,008	-5	64	63	-1	
Petr, Patrik	4	2,266	2,268	2	53	53	0	2nd Round, Division A1, 8 Tour
Šmíd, David	1	1,900	1,897	-3	69	69	0	
Maděra, Martin	2	2,090	2,085	-5	53	53	0	2nd Round, Division A1, 8 Tour
Caics, Edgars	4	2,237	2,246	9	72	71	-1	
Lebl, Kryštof	2	2,036	2,024	-12	70	69	-1	2nd Round, Division A1, 8 Tour
Naglis, Kristaps	5	2,053	2,065	12	68	67	-1	
Matýsek, Daniel	3	1,893	1,892	-1	68	67	-1	2nd Round, Division A1, 8 Tour
Ženíšek, Martin	3	1,853	1,853	0	49	49	0	
Plešák, Pavel	3	1,829	1,834	5	47	47	0	2nd Round, Division A1, 8 Tour
Růžička, Tomáš	1	1,795	1,781	-14	73	72	-1	
Kalniņš, Rainers	6	2,351	2,352	1	59	59	0	2nd Round, Division A1, 8 Tour
Krejza, Aleš	0	1,782	1,781	-1	68	68	0	
Kimberg, Anton	2	1,960	1,973	13	72	71	-1	2nd Round, Division A1, 8 Tour
Klazar, Matyáš	0	1,941	1,930	-11	67	66	-1	
Chylík ml., Jiří	3	2,119	2,126	7	73	72	-1	2nd Round, Division A1, 8 Tour
Černoch, Miroslav	0	1,923	1,916	-7	69	68	-1	
Herold, Kryštof	5	1,897	1,904	7	67	66	-1	2nd Round, Division A1, 9 Tour
Holub, Petr	0	1,721	1,713	-8	72	72	0	
Remeika, Žygimantas	0	1,886	1,874	-12	58	58	0	2nd Round, Division A1, 9 Tour
Kraus, Vladimír	4	1,782	1,799	17	68	68	0	
Вербинский, Микола	1	1,783	1,778	-5	52	51	-1	2nd Round, Division A1, 9 Tour
Kubica, Miloslav	4	1,902	1,911	9	70	70	0	
Jež, Robert	6	1,770	1,791	21	70	70	0	2nd Round, Division A1, 9 Tour
Matýsek, Jakub	4	1,993	1,972	-21	71	70	-1	
Dvořáček, David	3	1,806	1,796	-10	69	68	-1	2nd Round, Division A1, 9 Tour
Целуйко, Артём	5	1,887	1,898	11	69	68	-1	
Lebl, Kryštof	4	2,024	2,036	12	69	68	-1	2nd Round, Division A1, 9 Tour
Larsson, Emil	2	2,008	1,997	-11	63	62	-1	
Sládek, Jakub	0	1,999	1,984	-15	63	63	0	2nd Round, Division A1, 9 Tour
Šmíd, David	4	1,897	1,914	17	69	68	-1	
Lahučký, Tomáš	1	1,842	1,846	4	72	72	0	2nd Round, Division A1, 9 Tour
Caics, Edgars	2	2,246	2,242	-4	71	71	0	
Petr, Patrik	4	2,268	2,272	4	53	53	0	2nd Round, Division A1, 9 Tour
Naglis, Kristaps	2	2,065	2,059	-6	67	67	0	
Maděra, Martin	6	2,085	2,091	6	53	53	0	2nd Round, Division A1, 9 Tour
Boštk, Michal	4	2,016	2,005	-11	70	69	-1	
Chylík ml., Jiří	3	2,126	2,115	-11	72	71	-1	2nd Round, Division A1, 9 Tour
Růžička, Tomáš	3	1,781	1,792	11	72	72	0	
Matýsek, Daniel	3	1,892	1,888	-4	67	66	-1	2nd Round, Division A1, 9 Tour
Krejza, Aleš	3	1,781	1,785	4	68	67	-1	
Plešák, Pavel	7	1,834	1,842	8	47	47	0	2nd Round, Division A1, 9 Tour
Klazar, Matyáš	4	1,930	1,914	-16	66	65	-1	

Table 3: (Continuation List of games)

Player	Result	Glicko old	Glicko new	$\Delta$ Glicko	RD old	RD new	$\Delta$ RD	Comment
Kalniņš, Rainers	5	2,352	2,353	1	59	59	0	2nd Round, Division A1, 9 Tour
Černoch, Miroslav	0	1,916	1,914	-2	68	68	0	
Kimberg, Anton	3	1,973	1,969	-4	71	70	-1	2nd Round, Division A1, 9 Tour
Ženíšek, Martin	3	1,853	1,855	2	49	49	0	
Dvořáček, David	4	1,796	1,809	13	68	67	-1	2nd Round, Division A1, 10 Tour
Kraus, Vladimír	1	1,799	1,786	-13	68	67	-1	
Herold, Kryštof	2	1,904	1,892	-12	66	65	-1	2nd Round, Division A1, 10 Tour
Kubica, Miloslav	4	1,911	1,924	13	70	69	-1	
Remeika, Žygimantas	0	1,874	1,867	-7	58	58	0	2nd Round, Division A1, 10 Tour
Matýšek, Jakub	3	1,972	1,981	9	70	69	-1	
Вербицкий, Микола	0	1,778	1,773	-5	51	51	0	2nd Round, Division A1, 10 Tour
Целуйко, Артём	4	1,898	1,906	8	68	68	0	
Jež, Robert	1	1,791	1,795	4	70	69	-1	2nd Round, Division A1, 10 Tour
Holub, Petr	0	1,713	1,709	-4	72	71	-1	
Maděra, Martin	2	2,091	2,096	5	53	53	0	2nd Round, Division A1, 10 Tour
Šmíd, David	0	1,914	1,907	-7	68	68	0	
Lebl, Kryštof	1	2,036	2,030	-6	68	67	-1	2nd Round, Division A1, 10 Tour
Caics, Edgars	3	2,242	2,248	6	71	70	-1	
Sládek, Jakub	3	1,984	1,987	3	63	62	-1	2nd Round, Division A1, 10 Tour
Naglis, Kristaps	3	2,059	2,056	-3	67	66	-1	
Lahučký, Tomáš	4	1,846	1,845	-1	72	72	0	2nd Round, Division A1, 10 Tour
Bošťák, Michal	5	2,005	2,006	1	69	68	-1	
Petr, Patrik	6	2,272	2,275	3	53	53	0	2nd Round, Division A1, 10 Tour
Larsson, Emil	3	1,997	1,994	-3	62	62	0	
Kimberg, Anton	0	1,969	1,962	-7	70	70	0	2nd Round, Division A1, 10 Tour
Krejza, Aleš	0	1,785	1,791	6	67	67	0	
Chylík ml., Jiří	3	2,115	2,094	-21	71	71	0	2nd Round, Division A1, 10 Tour
Klazar, Matyáš	5	1,914	1,932	18	65	65	0	
Matýšek, Daniel	3	1,888	1,901	13	66	65	-1	2nd Round, Division A1, 10 Tour
Černoch, Miroslav	0	1,914	1,901	-13	68	67	-1	
Plešák, Pavel	2	1,842	1,836	-6	47	46	-1	2nd Round, Division A1, 10 Tour
Ženíšek, Martin	6	1,855	1,862	7	49	49	0	
Kalniņš, Rainers	10	2,353	2,354	1	59	59	0	2nd Round, Division A1, 10 Tour
Růžička, Tomáš	0	1,792	1,791	-1	72	72	0	
Caics, Edgars	6	2,248	2,252	4	70	70	0	2nd Round, Division A1, 11 Tour
Klazar, Matyáš	2	1,932	1,929	-3	65	65	0	
Naglis, Kristaps	3	2,056	2,051	-5	66	65	-1	2nd Round, Division A1, 11 Tour
Černoch, Miroslav	3	1,901	1,906	5	67	66	-1	
Bošťák, Michal	7	2,006	2,014	8	68	68	0	2nd Round, Division A1, 11 Tour
Ženíšek, Martin	1	1,862	1,858	-4	49	49	0	
Larsson, Emil	8	1,994	1,999	5	62	62	0	2nd Round, Division A1, 11 Tour
Růžička, Tomáš	0	1,791	1,784	-7	72	72	0	
Šmíd, David	3	1,907	1,909	2	68	67	-1	2nd Round, Division A1, 11 Tour
Krejza, Aleš	2	1,791	1,788	-3	67	66	-1	
Kalniņš, Rainers	5	2,354	2,355	1	59	59	0	2nd Round, Division A1, 11 Tour
Jež, Robert	3	1,795	1,794	-1	69	69	0	

Table 3: (Continuation List of games)

Player	Result	Glicko old	Glicko new	$\Delta$ Glicko	RD old	RD new	$\Delta$ RD	Comment
Kimberg, Anton	3	1,962	1,970	8	70	69	-1	2nd Round, Division A1, 11 Tour
Dvořáček, David	0	1,809	1,802	-7	67	66	-1	
Chylík ml., Jiří	5	2,094	2,101	7	71	70	-1	2nd Round, Division A1, 11 Tour
Herold, Kryštof	1	1,892	1,886	-6	65	65	0	
Matýšek, Daniel	5	1,901	1,906	5	65	65	0	2nd Round, Division A1, 11 Tour
Remeika, Žygimantas	4	1,867	1,863	-4	58	57	-1	
Plešák, Pavel	2	1,836	1,838	2	46	46	0	2nd Round, Division A1, 11 Tour
Вербицкий, Микола	1	1,773	1,770	-3	51	51	0	
Petr, Patrik	6	2,275	2,277	2	53	53	0	2nd Round, Division A1, 11 Tour
Kubica, Miloslav	0	1,924	1,921	-3	69	69	0	
Maděra, Martin	5	2,096	2,101	5	53	52	-1	2nd Round, Division A1, 11 Tour
Matýšek, Jakub	3	1,981	1,972	-9	69	68	-1	
Lebl, Kryštof	3	2,030	2,026	-4	67	66	-1	2nd Round, Division A1, 11 Tour
Целуйко, Артём	3	1,906	1,911	5	68	67	-1	
Sládek, Jakub	2	1,987	1,985	-2	62	62	0	2nd Round, Division A1, 11 Tour
Holub, Petr	1	1,709	1,711	2	71	71	0	
Lahučký, Tomáš	3	1,845	1,857	12	72	71	-1	2nd Round, Division A1, 11 Tour
Kraus, Vladimír	1	1,786	1,776	-10	67	66	-1	
Šmíd, David	0	1,909	1,897	-12	67	66	-1	2nd Round, Division A1, 12 Tour
Černoch, Miroslav	5	1,906	1,918	12	66	66	0	
Caics, Edgars	11	2,252	2,255	3	70	69	-1	2nd Round, Division A1, 12 Tour
Ženíšek, Martin	0	1,858	1,857	-1	49	49	0	
Naglis, Kristaps	4	2,051	2,050	-1	65	65	0	2nd Round, Division A1, 12 Tour
Rūžička, Tomáš	3	1,784	1,786	2	72	72	0	
Bošťák, Michal	3	2,014	2,013	-1	68	67	-1	2nd Round, Division A1, 12 Tour
Krejza, Aleš	2	1,788	1,789	1	66	66	0	
Larsson, Emil	3	1,999	2,002	3	62	61	-1	2nd Round, Division A1, 12 Tour
Klazar, Matyáš	2	1,929	1,925	-4	65	64	-1	
Plešák, Pavel	1	1,838	1,840	2	46	46	0	2nd Round, Division A1, 12 Tour
Dvořáček, David	0	1,802	1,797	-5	66	66	0	
Kalniņš, Rainers	8	2,355	2,356	1	59	59	0	2nd Round, Division A1, 12 Tour
Herold, Kryštof	2	1,886	1,885	-1	65	65	0	
Kimberg, Anton	2	1,970	1,973	3	69	68	-1	2nd Round, Division A1, 12 Tour
Remeika, Žygimantas	1	1,863	1,861	-2	57	57	0	
Chylík ml., Jiří	3	2,101	2,104	3	70	69	-1	2nd Round, Division A1, 12 Tour
Вербицкий, Микола	1	1,770	1,768	-2	51	51	0	
Matýšek, Daniel	3	1,906	1,914	8	65	64	-1	2nd Round, Division A1, 12 Tour
Jež, Robert	1	1,794	1,785	-9	69	68	-1	
Lahučký, Tomáš	3	1,857	1,861	4	71	70	-1	2nd Round, Division A1, 12 Tour
Matýšek, Jakub	3	1,972	1,968	-4	68	67	-1	
Petr, Patrik	5	2,277	2,278	1	53	53	0	2nd Round, Division A1, 12 Tour
Целуйко, Артём	1	1,911	1,908	-3	67	67	0	
Maděra, Martin	4	2,101	2,102	1	52	52	0	2nd Round, Division A1, 12 Tour
Holub, Petr	0	1,711	1,709	-2	71	71	0	
Lebl, Kryštof	5	2,026	2,031	5	66	66	0	2nd Round, Division A1, 12 Tour
Kraus, Vladimír	2	1,776	1,771	-5	66	66	0	

Table 3: (Continuation List of games)

Player	Result	Glicko old	Glicko new	$\Delta$ Glicko	RD old	RD new	$\Delta$ RD	Comment
Sládek, Jakub	6	1,985	1,994	9	62	61	-1	2nd Round, Division A1, 12 Tour
Kubica, Miloslav	0	1,921	1,910	-11	69	68	-1	
Larsson, Emil	5	2,002	2,008	6	61	61	0	2nd Round, Division A1, 13 Tour
Ženíšek, Martin	2	1,857	1,853	-4	49	48	-1	
Šmíd, David	0	1,897	1,881	-16	66	65	-1	2nd Round, Division A1, 13 Tour
Růžička, Tomáš	5	1,786	1,804	18	72	71	-1	
Caics, Edgars	5	2,255	2,257	2	69	69	0	2nd Round, Division A1, 13 Tour
Krejza, Aleš	2	1,789	1,787	-2	66	66	0	
Naglis, Kristaps	6	2,050	2,057	7	65	64	-1	2nd Round, Division A1, 13 Tour
Klazar, Matyáš	1	1,925	1,918	-7	64	64	0	
Boštk, Michal	3	2,013	2,010	-3	67	67	0	2nd Round, Division A1, 13 Tour
Černoch, Miroslav	3	1,918	1,921	3	66	65	-1	
Matýsek, Daniel	3	1,914	1,902	-12	64	63	-1	2nd Round, Division A1, 13 Tour
Herold, Kryštof	5	1,885	1,897	12	65	64	-1	
Plešák, Pavel	6	1,840	1,847	7	46	46	0	2nd Round, Division A1, 13 Tour
Remeika, Žygimantas	3	1,861	1,851	-10	57	57	0	
Kalniņš, Rainers	6	2,356	2,357	1	59	59	0	2nd Round, Division A1, 13 Tour
Вербицкий, Микола	1	1,768	1,768	0	51	51	0	
Kimberg, Anton	2	1,973	1,960	-13	68	68	0	2nd Round, Division A1, 13 Tour
Jež, Robert	3	1,785	1,798	13	68	68	0	
Chylík ml., Jiří	5	2,104	2,108	4	69	69	0	2nd Round, Division A1, 13 Tour
Dvořáček, David	3	1,797	1,793	-4	66	65	-1	
Sládek, Jakub	4	1,994	2,002	8	61	61	0	2nd Round, Division A1, 13 Tour
Целуйко, Артём	1	1,908	1,898	-10	67	66	-1	
Lahučký, Tomáš	4	1,861	1,869	8	70	70	0	2nd Round, Division A1, 13 Tour
Holub, Petr	2	1,709	1,700	-9	71	70	-1	
Petr, Patrik	6	2,278	2,279	1	53	53	0	2nd Round, Division A1, 13 Tour
Kraus, Vladimír	3	1,771	1,770	-1	66	66	0	
Maděra, Martin	2	2,102	2,102	0	52	52	0	2nd Round, Division A1, 13 Tour
Kubica, Miloslav	1	1,910	1,910	0	68	68	0	
Lebl, Kryštof	4	2,031	2,029	-2	66	65	-1	2nd Round, Division A1, 13 Tour
Matýsek, Jakub	4	1,968	1,971	3	67	67	0	
Boštk, Michal	7	2,010	2,016	6	67	66	-1	2nd Round, Division A1, 14 Tour
Růžička, Tomáš	2	1,804	1,798	-6	71	71	0	
Larsson, Emil	7	2,008	2,013	5	61	60	-1	2nd Round, Division A1, 14 Tour
Krejza, Aleš	3	1,787	1,782	-5	66	66	0	
Šmíd, David	4	1,881	1,882	1	65	65	0	2nd Round, Division A1, 14 Tour
Klazar, Matyáš	4	1,918	1,917	-1	64	63	-1	
Caics, Edgars	3	2,257	2,260	3	69	69	0	2nd Round, Division A1, 14 Tour
Černoch, Miroslav	1	1,921	1,918	-3	65	65	0	
Naglis, Kristaps	3	2,057	2,063	6	64	64	0	2nd Round, Division A1, 14 Tour
Ženíšek, Martin	1	1,853	1,849	-4	48	48	0	
Chylík ml., Jiří	5	2,108	2,113	5	69	68	-1	2nd Round, Division A1, 14 Tour
Remeika, Žygimantas	2	1,851	1,848	-3	57	56	-1	
Matýsek, Daniel	2	1,902	1,909	7	63	62	-1	2nd Round, Division A1, 14 Tour
Вербицкий, Микола	0	1,768	1,763	-5	51	51	0	

Table 3: (Continuation List of games)

Player	Result	Glicko old	Glicko new	$\Delta$ Glicko	RD old	RD new	$\Delta$ RD	Comment
Plešák, Pavel	3	1,847	1,846	-1	46	46	0	2nd Round, Division A1, 14 Tour
Jež, Robert	3	1,798	1,799	1	68	67	-1	
Kalniņš, Rainers	8	2,357	2,357	0	59	59	0	2nd Round, Division A1, 14 Tour
Dvořáček, David	2	1,793	1,792	-1	65	65	0	
Kimberg, Anton	4	1,960	1,970	10	68	67	-1	2nd Round, Division A1, 14 Tour
Herold, Kryštof	1	1,897	1,888	-9	64	63	-1	
Lebl, Kryštof	9	2,029	2,032	3	65	64	-1	2nd Round, Division A1, 14 Tour
Holub, Petr	2	1,700	1,697	-3	70	70	0	
Sládek, Jakub	2	2,002	2,001	-1	61	61	0	2nd Round, Division A1, 14 Tour
Kraus, Vladimír	1	1,770	1,771	1	66	65	-1	
Lahučký, Tomáš	6	1,869	1,871	2	70	69	-1	2nd Round, Division A1, 14 Tour
Kubica, Miloslav	6	1,910	1,909	-1	68	67	-1	
Petr, Patrik	5	2,279	2,282	3	53	53	0	2nd Round, Division A1, 14 Tour
Matýsek, Jakub	3	1,971	1,967	-4	67	66	-1	
Maděra, Martin	3	2,102	2,106	4	52	52	0	2nd Round, Division A1, 14 Tour
Целуйко, Артём	0	1,898	1,892	-6	66	66	0	
Naglis, Kristaps	2	2,063	2,061	-2	64	63	-1	2nd Round, Division A1, 15 Tour
Krejza, Aleš	1	1,782	1,784	2	66	65	-1	
Boštík, Michal	2	2,016	2,001	-15	66	66	0	2nd Round, Division A1, 15 Tour
Klazar, Matyáš	4	1,917	1,931	14	63	63	0	
Larsson, Emil	3	2,013	2,015	2	60	60	0	2nd Round, Division A1, 15 Tour
Černoč, Miroslav	2	1,918	1,915	-3	65	64	-1	
Šmíd, David	1	1,882	1,875	-7	65	64	-1	2nd Round, Division A1, 15 Tour
Ženíšek, Martin	2	1,849	1,853	4	48	48	0	
Caics, Edgars	2	2,260	2,242	-18	69	69	0	2nd Round, Division A1, 15 Tour
Růžička, Tomáš	3	1,798	1,817	19	71	71	0	
Kimberg, Anton	2	1,970	1,951	-19	67	67	0	2nd Round, Division A1, 15 Tour
Вербицкий, Микола	4	1,763	1,774	11	51	51	0	
Chylík ml., Jiří	5	2,113	2,117	4	68	68	0	2nd Round, Division A1, 15 Tour
Jež, Robert	2	1,799	1,796	-3	67	67	0	
Matýsek, Daniel	1	1,909	1,900	-9	62	62	0	2nd Round, Division A1, 15 Tour
Dvořáček, David	2	1,792	1,802	10	65	65	0	
Plešák, Pavel	5	1,846	1,852	6	46	46	0	2nd Round, Division A1, 15 Tour
Herold, Kryštof	2	1,888	1,876	-12	63	63	0	
Kalniņš, Rainers	9	2,357	2,359	2	59	59	0	2nd Round, Division A1, 15 Tour
Remeika, Žygimantas	1	1,848	1,847	-1	56	56	0	
Maděra, Martin	4	2,106	2,104	-2	52	52	0	2nd Round, Division A1, 15 Tour
Kraus, Vladimír	3	1,771	1,774	3	65	65	0	
Lebl, Kryštof	3	2,032	2,017	-15	64	64	0	2nd Round, Division A1, 15 Tour
Kubica, Miloslav	5	1,909	1,925	16	67	66	-1	
Sládek, Jakub	3	2,001	2,005	4	61	60	-1	2nd Round, Division A1, 15 Tour
Matýsek, Jakub	2	1,967	1,962	-5	66	65	-1	
Lahučký, Tomáš	3	1,871	1,872	1	69	68	-1	2nd Round, Division A1, 15 Tour
Целуйко, Артём	3	1,892	1,892	0	66	65	-1	
Petr, Patrik	6	2,282	2,282	0	53	53	0	2nd Round, Division A1, 15 Tour
Holub, Petr	1	1,697	1,696	-1	70	70	0	

Table 3: (Continuation List of games)

Player	Result	Glicko old	Glicko new	$\Delta$ Glicko	RD old	RD new	$\Delta$ RD	Comment
Petr, Patrik	4	2,282	2,276	-6	53	52	-1	2nd Round, Division A1, 16 Tour
Kalniņš, Rainers	10	2,359	2,366	7	59	59	0	
Maděra, Martin	3	2,104	2,101	-3	52	52	0	2nd Round, Division A1, 16 Tour
Kimberg, Anton	3	1,951	1,956	5	67	66	-1	
Lebl, Kryštof	2	2,017	2,020	3	64	63	-1	2nd Round, Division A1, 16 Tour
Chylík ml., Jiří	2	2,117	2,114	-3	68	67	-1	
Sládek, Jakub	3	2,005	2,002	-3	60	60	0	2nd Round, Division A1, 16 Tour
Matýšek, Daniel	3	1,900	1,903	3	62	61	-1	
Lahučký, Tomáš	2	1,872	1,858	-14	68	68	0	2nd Round, Division A1, 16 Tour
Plešák, Pavel	4	1,852	1,858	6	46	45	-1	
Caics, Edgars	5	2,242	2,246	4	69	68	-1	2nd Round, Division A1, 16 Tour
Kubica, Miloslav	1	1,925	1,922	-3	66	66	0	
Naglis, Kristaps	5	2,061	2,069	8	63	63	0	2nd Round, Division A1, 16 Tour
Matýšek, Jakub	1	1,962	1,953	-9	65	65	0	
Boštk, Michal	5	2,001	2,009	8	66	65	-1	2nd Round, Division A1, 16 Tour
Целуйко, Артём	0	1,892	1,883	-9	65	65	0	
Larsson, Emil	3	2,015	2,013	-2	60	60	0	2nd Round, Division A1, 16 Tour
Holub, Petr	2	1,696	1,699	3	70	70	0	
Šmíd, David	1	1,875	1,861	-14	64	63	-1	2nd Round, Division A1, 16 Tour
Kraus, Vladimír	4	1,774	1,789	15	65	64	-1	
Klazar, Matyáš	4	1,931	1,938	7	63	62	-1	2nd Round, Division A1, 16 Tour
Jež, Robert	1	1,796	1,788	-8	67	67	0	
Černoch, Miroslav	4	1,915	1,923	8	64	63	-1	2nd Round, Division A1, 16 Tour
Dvořáček, David	0	1,802	1,794	-8	65	64	-1	
Ženíšek, Martin	2	1,853	1,847	-6	48	48	0	2nd Round, Division A1, 16 Tour
Herold, Kryštof	5	1,876	1,886	10	63	62	-1	
Růžička, Tomáš	2	1,817	1,804	-13	71	70	-1	2nd Round, Division A1, 16 Tour
Remeika, Žygimantas	5	1,847	1,855	8	56	56	0	
Krejza, Aleš	2	1,784	1,778	-6	65	65	0	2nd Round, Division A1, 16 Tour
Вербицкий, Микола	3	1,774	1,778	4	51	50	-1	
Lahučký, Tomáš	0	1,858	1,849	-9	68	67	-1	2nd Round, Division A1, 17 Tour
Kimberg, Anton	5	1,956	1,965	9	66	65	-1	
Petr, Patrik	5	2,276	2,280	4	52	52	0	2nd Round, Division A1, 17 Tour
Chylík ml., Jiří	2	2,114	2,106	-8	67	66	-1	
Maděra, Martin	4	2,101	2,105	4	52	52	0	2nd Round, Division A1, 17 Tour
Matýšek, Daniel	1	1,903	1,898	-5	61	61	0	
Lebl, Kryštof	5	2,020	2,026	6	63	62	-1	2nd Round, Division A1, 17 Tour
Plešák, Pavel	2	1,858	1,855	-3	45	45	0	
Sládek, Jakub	1	2,002	2,000	-2	60	60	0	2nd Round, Division A1, 17 Tour
Kalniņš, Rainers	8	2,366	2,368	2	59	59	0	
Šmíd, David	0	1,861	1,853	-8	63	63	0	2nd Round, Division A1, 17 Tour
Matýšek, Jakub	4	1,953	1,962	9	65	64	-1	
Caics, Edgars	13	2,246	2,249	3	68	68	0	2nd Round, Division A1, 17 Tour
Целуйко, Артём	0	1,883	1,881	-2	65	65	0	
Naglis, Kristaps	5	2,069	2,072	3	63	63	0	2nd Round, Division A1, 17 Tour
Holub, Petr	1	1,699	1,696	-3	70	70	0	

Table 3: (Continuation List of games)

Player	Result	Glicko old	Glicko new	$\Delta$ Glicko	RD old	RD new	$\Delta$ RD	Comment
Boštík, Michal	2	2,009	1,996	-13	65	65	0	2nd Round, Division A1, 17 Tour
Kraus, Vladimír	3	1,789	1,801	12	64	64	0	
Larsson, Emil	1	2,013	2,001	-12	60	59	-1	2nd Round, Division A1, 17 Tour
Kubica, Miloslav	5	1,922	1,937	15	66	66	0	
Krejza, Aleš	1	1,778	1,767	-11	65	64	-1	2nd Round, Division A1, 17 Tour
Dvořáček, David	3	1,794	1,805	11	64	64	0	
Klazar, Matyáš	1	1,938	1,925	-13	62	62	0	2nd Round, Division A1, 17 Tour
Herold, Kryštof	3	1,886	1,898	12	62	61	-1	
Černoch, Miroslav	3	1,923	1,932	9	63	62	-1	2nd Round, Division A1, 17 Tour
Remeika, Žygimantas	1	1,855	1,848	-7	56	56	0	
Ženíšek, Martin	4	1,847	1,852	5	48	48	0	2nd Round, Division A1, 17 Tour
Вербицкий, Микола	1	1,778	1,772	-6	50	50	0	
Růžička, Tomáš	0	1,804	1,790	-14	70	69	-1	2nd Round, Division A1, 17 Tour
Jež, Robert	3	1,788	1,800	12	67	66	-1	
Sládek, Jakub	1	2,000	1,993	-7	60	59	-1	2nd Round, Division A1, 18 Tour
Chylík ml., Jiří	4	2,106	2,115	9	66	66	0	
Lahučký, Tomáš	0	1,849	1,838	-11	67	67	0	2nd Round, Division A1, 18 Tour
Matýšek, Daniel	2	1,898	1,907	9	61	60	-1	
Petr, Patrik	6	2,280	2,282	2	52	52	0	2nd Round, Division A1, 18 Tour
Plešák, Pavel	2	1,855	1,854	-1	45	45	0	
Maděra, Martin	3	2,105	2,102	-3	52	52	0	2nd Round, Division A1, 18 Tour
Kalniņš, Rainers	5	2,368	2,372	4	59	58	-1	
Lebl, Kryštof	2	2,026	2,029	3	62	62	0	2nd Round, Division A1, 18 Tour
Kimberg, Anton	1	1,965	1,961	-4	65	65	0	
Larsson, Emil	5	2,001	2,007	6	59	59	0	2nd Round, Division A1, 18 Tour
Целуйко, Артём	2	1,881	1,873	-8	65	64	-1	
Šmíd, David	6	1,853	1,859	6	63	62	-1	2nd Round, Division A1, 18 Tour
Holub, Petr	0	1,696	1,688	-8	70	69	-1	
Caics, Edgars	10	2,249	2,251	2	68	68	0	2nd Round, Division A1, 18 Tour
Kraus, Vladimír	3	1,801	1,799	-2	64	64	0	
Naglis, Kristaps	5	2,072	2,073	1	63	62	-1	2nd Round, Division A1, 18 Tour
Kubica, Miloslav	4	1,937	1,936	-1	66	65	-1	
Boštík, Michal	2	1,996	1,990	-6	65	64	-1	2nd Round, Division A1, 18 Tour
Matýšek, Jakub	3	1,962	1,969	7	64	63	-1	
Růžička, Tomáš	1	1,790	1,781	-9	69	69	0	2nd Round, Division A1, 18 Tour
Herold, Kryštof	3	1,898	1,905	7	61	61	0	
Krejza, Aleš	3	1,767	1,775	8	64	64	0	2nd Round, Division A1, 18 Tour
Remeika, Žygimantas	2	1,848	1,842	-6	56	56	0	
Klazar, Matyáš	2	1,925	1,926	1	62	62	0	2nd Round, Division A1, 18 Tour
Вербицкий, Микола	1	1,772	1,772	0	50	50	0	
Černoch, Miroslav	1	1,932	1,923	-9	62	62	0	2nd Round, Division A1, 18 Tour
Jež, Robert	2	1,800	1,811	11	66	65	-1	
Ženíšek, Martin	4	1,852	1,848	-4	48	48	0	2nd Round, Division A1, 18 Tour
Dvořáček, David	5	1,805	1,812	7	64	63	-1	
Lebl, Kryštof	3	2,029	2,036	7	62	61	-1	2nd Round, Division A1, 19 Tour
Matýšek, Daniel	0	1,907	1,900	-7	60	59	-1	

Table 3: (Continuation List of games)

Player	Result	Glicko old	Glicko new	$\Delta$ Glicko	RD old	RD new	$\Delta$ RD	Comment
Sládek, Jakub	2	1,993	1,979	-14	59	59	0	2nd Round, Division A1, 19 Tour
Plešák, Pavel	4	1,854	1,862	8	45	45	0	
Lahučký, Tomáš	0	1,838	1,837	-1	67	67	0	2nd Round, Division A1, 19 Tour
Kalniņš, Rainers	7	2,372	2,373	1	58	58	0	
Petr, Patrik	4	2,282	2,284	2	52	52	0	2nd Round, Division A1, 19 Tour
Kimberg, Anton	0	1,961	1,958	-3	65	65	0	
Maděra, Martin	4	2,102	2,106	4	52	51	-1	2nd Round, Division A1, 19 Tour
Chylík ml., Jiří	3	2,115	2,109	-6	66	65	-1	
Boštk, Michal	8	1,990	1,993	3	64	64	0	2nd Round, Division A1, 19 Tour
Holub, Petr	0	1,688	1,684	-4	69	69	0	
Larsson, Emil	2	2,007	2,012	5	59	58	-1	2nd Round, Division A1, 19 Tour
Kraus, Vladimír	0	1,799	1,794	-5	64	64	0	
Šmíd, David	3	1,859	1,861	2	62	62	0	2nd Round, Division A1, 19 Tour
Kubica, Miloslav	3	1,936	1,933	-3	65	65	0	
Caics, Edgars	2	2,251	2,229	-22	68	68	0	2nd Round, Division A1, 19 Tour
Matýšek, Jakub	4	1,969	1,987	18	63	63	0	
Naglis, Kristaps	7	2,073	2,078	5	62	62	0	2nd Round, Division A1, 19 Tour
Целуйко, Артём	4	1,873	1,867	-6	64	64	0	
Ženíšek, Martin	6	1,848	1,855	7	48	47	-1	2nd Round, Division A1, 19 Tour
Remeika, Žygimantas	0	1,842	1,833	-9	56	55	-1	
Růžička, Tomáš	1	1,781	1,780	-1	69	68	-1	2nd Round, Division A1, 19 Tour
Вербицкий, Микола	1	1,772	1,772	0	50	50	0	
Krejza, Aleš	3	1,775	1,782	7	64	63	-1	2nd Round, Division A1, 19 Tour
Jež, Robert	2	1,811	1,804	-7	65	65	0	
Klazar, Matyáš	4	1,926	1,934	8	62	61	-1	2nd Round, Division A1, 19 Tour
Dvořáček, David	2	1,812	1,804	-8	63	62	-1	
Černoch, Miroslav	1	1,923	1,912	-11	62	61	-1	2nd Round, Division A1, 19 Tour
Herold, Kryštof	3	1,905	1,916	11	61	60	-1	
Maděra, Martin	2	2,106	2,102	-4	51	51	0	2nd Round, Division A1, 20 Tour
Plešák, Pavel	2	1,862	1,866	4	45	45	0	
Lebl, Kryštof	1	2,036	2,034	-2	61	61	0	2nd Round, Division A1, 20 Tour
Kalniņš, Rainers	7	2,373	2,375	2	58	58	0	
Sládek, Jakub	3	1,979	1,983	4	59	59	0	2nd Round, Division A1, 20 Tour
Kimberg, Anton	2	1,958	1,953	-5	65	64	-1	
Lahučký, Tomáš	1	1,837	1,838	1	67	67	0	2nd Round, Division A1, 20 Tour
Chylík ml., Jiří	2	2,109	2,107	-2	65	64	-1	
Petr, Patrik	6	2,284	2,285	1	52	52	0	2nd Round, Division A1, 20 Tour
Matýšek, Daniel	4	1,900	1,898	-2	59	59	0	
Naglis, Kristaps	7	2,078	2,082	4	62	62	0	2nd Round, Division A1, 20 Tour
Kraus, Vladimír	3	1,794	1,790	-4	64	64	0	
Boštk, Michal	2	1,993	1,980	-13	64	63	-1	2nd Round, Division A1, 20 Tour
Kubica, Miloslav	6	1,933	1,947	14	65	64	-1	
Larsson, Emil	6	2,012	2,021	9	58	58	0	2nd Round, Division A1, 20 Tour
Matýšek, Jakub	2	1,987	1,977	-10	63	63	0	
Šmíd, David	3	1,861	1,872	11	62	61	-1	2nd Round, Division A1, 20 Tour
Целуйко, Артём	0	1,867	1,856	-11	64	63	-1	

Table 3: (Continuation List of games)

Player	Result	Glicko old	Glicko new	$\Delta$ Glicko	RD old	RD new	$\Delta$ RD	Comment
Caics, Edgars	9	2,229	2,231	2	68	68	0	2nd Round, Division A1, 20 Tour
Holub, Petr	0	1,684	1,682	-2	69	69	0	
Černoch, Miroslav	4	1,912	1,918	6	61	61	0	2nd Round, Division A1, 20 Tour
Вербицкий, Микола	2	1,772	1,767	-5	50	50	0	
Ženíšek, Martin	1	1,855	1,851	-4	47	47	0	2nd Round, Division A1, 20 Tour
Jež, Robert	2	1,804	1,811	7	65	64	-1	
Růžička, Tomáš	2	1,780	1,768	-12	68	67	-1	2nd Round, Division A1, 20 Tour
Dvořáček, David	4	1,804	1,814	10	62	62	0	
Krejza, Aleš	1	1,782	1,775	-7	63	63	0	2nd Round, Division A1, 20 Tour
Herold, Kryštof	3	1,916	1,922	6	60	60	0	
Klazar, Matyáš	1	1,934	1,925	-9	61	61	0	2nd Round, Division A1, 20 Tour
Remeika, Žygimantas	2	1,833	1,840	7	55	55	0	
Lasmanis, Gints	5	2,060	2,067	7	71	70	-1	2nd Round, Division A2, 1 Tour
Nilsson, Eddie	5	2,233	2,230	-3	55	54	-1	
Маганцев, Евгений	3	2,170	2,172	2	58	57	-1	2nd Round, Division A2, 1 Tour
Reķis, Jēkabs	2	2,092	2,089	-3	61	60	-1	
Vožič, Anže	3	1,992	1,996	4	53	53	0	2nd Round, Division A2, 1 Tour
Saulītis, Mikus	2	1,954	1,950	-4	62	61	-1	
Ležík, Matej	4	2,020	2,025	5	81	79	-2	2nd Round, Division A2, 1 Tour
Hermansson, Gustaf	3	1,936	1,934	-2	58	58	0	
Henttonen, Ville	3	1,892	1,895	3	51	51	0	2nd Round, Division A2, 1 Tour
Thomas, Simon	2	1,868	1,864	-4	56	56	0	
Touš, Michal	3	1,893	1,893	0	64	64	0	2nd Round, Division A2, 1 Tour
Rjavec, Bernard	3	1,903	1,903	0	74	73	-1	
Dion, Till	4	1,884	1,893	9	54	54	0	2nd Round, Division A2, 1 Tour
Månsson, Truls	1	1,946	1,937	-9	54	53	-1	
Pommerenke, Ralph	1	1,751	1,749	-2	42	42	0	2nd Round, Division A2, 1 Tour
Vomáčka, Jonáš	2	1,785	1,792	7	80	79	-1	
Škrlep, Nejc	5	1,839	1,838	-1	56	55	-1	2nd Round, Division A2, 1 Tour
Šurýn, Antonín	5	1,799	1,801	2	78	76	-2	
Karlsson, Bie	3	1,800	1,803	3	76	75	-1	2nd Round, Division A2, 1 Tour
Bucek, Tomáš	3	1,858	1,856	-2	57	57	0	
Fuchs, Petr	3	1,921	1,947	26	79	78	-1	2nd Round, Division A2, 1 Tour
Naglis, Edgars	0	2,116	2,102	-14	58	58	0	
Калоч ml., Tomáš	1	1,863	1,854	-9	67	66	-1	2nd Round, Division A2, 1 Tour
Стороженко, Гліб	3	1,943	1,950	7	58	57	-1	
Kraus, Vojtěch	5	1,778	1,790	12	78	78	0	2nd Round, Division A2, 1 Tour
Kobrlé, Michal	5	2,108	2,101	-7	59	59	0	
Píkl, Václav	1	1,834	1,838	4	67	67	0	2nd Round, Division A2, 1 Tour
Nilsson, Henrik	1	1,960	1,954	-6	78	76	-2	
Kopřiva, Adam	1	1,843	1,831	-12	77	76	-1	2nd Round, Division A2, 1 Tour
Kalniņš, Sandis	4	1,937	1,944	7	60	59	-1	
Henttonen, Ville	2	1,895	1,902	7	51	50	-1	2nd Round, Division A2, 2 Tour
Reķis, Jēkabs	1	2,089	2,079	-10	60	60	0	
Lasmanis, Gints	4	2,067	2,076	9	70	69	-1	2nd Round, Division A2, 2 Tour
Saulītis, Mikus	2	1,950	1,942	-8	61	61	0	

Table 3: (Continuation List of games)

Player	Result	Glicko old	Glicko new	$\Delta$ Glicko	RD old	RD new	$\Delta$ RD	Comment
Матанцев, Евгений	4	2,172	2,176	4	57	57	0	2nd Round, Division A2, 2 Tour
Hermansson, Gustaf	2	1,934	1,930	-4	58	58	0	
Božič, Anže	3	1,996	2,001	5	53	53	0	2nd Round, Division A2, 2 Tour
Thomas, Simon	1	1,864	1,858	-6	56	56	0	
Ležík, Matej	1	2,025	2,017	-8	79	78	-1	2nd Round, Division A2, 2 Tour
Nilsson, Eddie	4	2,230	2,234	4	54	54	0	
Karlsson, Bie	1	1,803	1,793	-10	75	74	-1	2nd Round, Division A2, 2 Tour
Månsson, Truls	3	1,937	1,942	5	53	53	0	
Touš, Michal	4	1,893	1,901	8	64	63	-1	2nd Round, Division A2, 2 Tour
Vomáčka, Jonáš	1	1,792	1,779	-13	79	77	-2	
Dion, Till	5	1,893	1,899	6	54	53	-1	2nd Round, Division A2, 2 Tour
Šurýn, Antonín	2	1,801	1,789	-12	76	75	-1	
Pommerenke, Ralph	2	1,749	1,750	1	42	42	0	2nd Round, Division A2, 2 Tour
Bucek, Tomáš	2	1,856	1,853	-3	57	56	-1	
Škrlep, Nejc	2	1,838	1,831	-7	55	55	0	2nd Round, Division A2, 2 Tour
Rjavec, Bernard	4	1,903	1,915	12	73	72	-1	
Kopřiva, Adam	2	1,831	1,820	-11	76	75	-1	2nd Round, Division A2, 2 Tour
Стороженко, Гліб	4	1,950	1,956	6	57	57	0	
Fuchs, Petr	0	1,947	1,937	-10	78	77	-1	2nd Round, Division A2, 2 Tour
Kobrlé, Michal	5	2,101	2,106	5	59	59	0	
Kahoun ml., Tomáš	3	1,854	1,845	-9	66	66	0	2nd Round, Division A2, 2 Tour
Nilsson, Henrik	7	1,954	1,966	12	76	75	-1	
Kraus, Vojtěch	5	1,790	1,814	24	78	77	-1	2nd Round, Division A2, 2 Tour
Kalniņš, Sandis	1	1,944	1,931	-13	59	59	0	
Pikl, Václav	3	1,838	1,834	-4	67	66	-1	2nd Round, Division A2, 2 Tour
Naglis, Edgars	8	2,102	2,105	3	58	58	0	
Ležík, Matej	2	2,017	1,996	-21	78	77	-1	2nd Round, Division A2, 3 Tour
Saulītis, Mikus	4	1,942	1,955	13	61	60	-1	
Henttonen, Ville	2	1,902	1,903	1	50	50	0	2nd Round, Division A2, 3 Tour
Hermansson, Gustaf	2	1,930	1,929	-1	58	57	-1	
Lasmanis, Gints	5	2,076	2,082	6	69	68	-1	2nd Round, Division A2, 3 Tour
Thomas, Simon	1	1,858	1,854	-4	56	55	-1	
Матанцев, Евгений	2	2,176	2,168	-8	57	56	-1	2nd Round, Division A2, 3 Tour
Nilsson, Eddie	4	2,234	2,241	7	54	54	0	
Božič, Anže	2	2,001	1,995	-6	53	52	-1	2nd Round, Division A2, 3 Tour
Reķis, Jēkabs	5	2,079	2,087	8	60	59	-1	
Škrlep, Nejc	3	1,831	1,834	3	55	55	0	2nd Round, Division A2, 3 Tour
Vomáčka, Jonáš	2	1,779	1,774	-5	77	76	-1	
Karlsson, Bie	0	1,793	1,778	-15	74	73	-1	2nd Round, Division A2, 3 Tour
Šurýn, Antonín	3	1,789	1,805	16	75	74	-1	
Touš, Michal	0	1,901	1,888	-13	63	63	0	2nd Round, Division A2, 3 Tour
Bucek, Tomáš	5	1,853	1,864	11	56	56	0	
Dion, Till	7	1,899	1,908	9	53	53	0	2nd Round, Division A2, 3 Tour
Rjavec, Bernard	2	1,915	1,900	-15	72	71	-1	
Pommerenke, Ralph	0	1,750	1,748	-2	42	42	0	2nd Round, Division A2, 3 Tour
Månsson, Truls	7	1,942	1,946	4	53	53	0	

Table 3: (Continuation List of games)

Player	Result	Glicko old	Glicko new	$\Delta$ Glicko	RD old	RD new	$\Delta$ RD	Comment
Pikl, Václav	1	1,834	1,830	-4	66	66	0	2nd Round, Division A2, 3 Tour
Kobrlé, Michal	5	2,106	2,110	4	59	58	-1	
Kopřiva, Adam	2	1,820	1,811	-9	75	74	-1	2nd Round, Division A2, 3 Tour
Nilsson, Henrik	4	1,966	1,975	9	75	74	-1	
Fuchs, Petr	1	1,937	1,936	-1	77	75	-2	2nd Round, Division A2, 3 Tour
Kalniņš, Sandis	1	1,931	1,931	0	59	59	0	
Kahoun ml., Tomáš	2	1,845	1,840	-5	66	65	-1	2nd Round, Division A2, 3 Tour
Naglis, Edgars	6	2,105	2,109	4	58	58	0	
Kraus, Vojtěch	2	1,814	1,804	-10	77	76	-1	2nd Round, Division A2, 3 Tour
Стороженко, Гліб	4	1,956	1,962	6	57	57	0	
Vožič, Anže	4	1,995	2,001	6	52	52	0	2nd Round, Division A2, 4 Tour
Hermansson, Gustaf	2	1,929	1,922	-7	57	57	0	
Ležík, Matej	4	1,996	2,007	11	77	76	-1	2nd Round, Division A2, 4 Tour
Thomas, Simon	1	1,854	1,849	-5	55	55	0	
Henttonen, Ville	1	1,903	1,901	-2	50	50	0	2nd Round, Division A2, 4 Tour
Nilsson, Eddie	4	2,241	2,243	2	54	54	0	
Lasmanis, Gints	3	2,082	2,094	12	68	67	-1	2nd Round, Division A2, 4 Tour
Reķis, Jēkabs	1	2,087	2,077	-10	59	59	0	
Матанцев, Евгений	6	2,168	2,164	-4	56	56	0	2nd Round, Division A2, 4 Tour
Saulītis, Mikus	6	1,955	1,960	5	60	60	0	
Pommerenke, Ralph	3	1,748	1,746	-2	42	42	0	2nd Round, Division A2, 4 Tour
Šurýn, Antonín	4	1,805	1,810	5	74	73	-1	
Škrlep, Nejc	1	1,834	1,827	-7	55	54	-1	2nd Round, Division A2, 4 Tour
Bucek, Tomáš	4	1,864	1,872	8	56	56	0	
Karlsson, Bie	1	1,778	1,768	-10	73	72	-1	2nd Round, Division A2, 4 Tour
Rjavec, Bernard	4	1,900	1,909	9	71	70	-1	
Touš, Michal	2	1,888	1,879	-9	63	63	0	2nd Round, Division A2, 4 Tour
Månsson, Truls	5	1,946	1,952	6	53	52	-1	
Dion, Till	4	1,908	1,913	5	53	53	0	2nd Round, Division A2, 4 Tour
Vomáčka, Jonáš	2	1,774	1,763	-11	76	75	-1	
Kraus, Vojtěch	4	1,804	1,827	23	76	75	-1	2nd Round, Division A2, 4 Tour
Nilsson, Henrik	2	1,975	1,954	-21	74	73	-1	
Pikl, Václav	0	1,830	1,821	-9	66	65	-1	2nd Round, Division A2, 4 Tour
Kalniņš, Sandis	6	1,931	1,938	7	59	58	-1	
Kopřiva, Adam	1	1,811	1,806	-5	74	74	0	2nd Round, Division A2, 4 Tour
Naglis, Edgars	5	2,109	2,112	3	58	58	0	
Fuchs, Petr	0	1,936	1,922	-14	75	74	-1	2nd Round, Division A2, 4 Tour
Стороженко, Гліб	4	1,962	1,970	8	57	56	-1	
Kahoun ml., Tomáš	1	1,840	1,836	-4	65	65	0	2nd Round, Division A2, 4 Tour
Kobrlé, Michal	8	2,110	2,113	3	58	58	0	
Матанцев, Евгений	3	2,164	2,149	-15	56	56	0	2nd Round, Division A2, 5 Tour
Thomas, Simon	5	1,849	1,864	15	55	55	0	
Vožič, Anže	0	2,001	1,998	-3	52	52	0	2nd Round, Division A2, 5 Tour
Nilsson, Eddie	4	2,243	2,246	3	54	54	0	
Ležík, Matej	2	2,007	2,010	3	76	75	-1	2nd Round, Division A2, 5 Tour
Reķis, Jēkabs	2	2,077	2,075	-2	59	59	0	
Henttonen, Ville	1	1,901	1,902	1	50	50	0	2nd Round, Division A2, 5 Tour
Saulītis, Mikus	1	1,960	1,959	-1	60	60	0	

Table 3: (Continuation List of games)

Player	Result	Glicko old	Glicko new	$\Delta$ Glicko	RD old	RD new	$\Delta$ RD	Comment
Lasmanis, Gints	3	2,094	2,101	7	67	66	-1	2nd Round, Division A2, 5 Tour
Hermansson, Gustaf	1	1,922	1,917	-5	57	56	-1	
Dion, Till	1	1,913	1,912	-1	53	52	-1	2nd Round, Division A2, 5 Tour
Bucek, Tomáš	1	1,872	1,873	1	56	55	-1	
Pommerenke, Ralph	0	1,746	1,743	-3	42	42	0	2nd Round, Division A2, 5 Tour
Rjavec, Bernard	4	1,909	1,917	8	70	69	-1	
Škrlep, Nejc	6	1,827	1,838	11	54	54	0	2nd Round, Division A2, 5 Tour
Månsson, Truls	0	1,952	1,942	-10	52	52	0	
Karlsson, Bie	4	1,768	1,775	7	72	71	-1	2nd Round, Division A2, 5 Tour
Vomáčka, Jonáš	3	1,763	1,756	-7	75	74	-1	
Touš, Michal	4	1,879	1,872	-7	63	62	-1	2nd Round, Division A2, 5 Tour
Šurýn, Antonín	5	1,810	1,820	10	73	72	-1	
Kahoun ml., Tomáš	2	1,836	1,839	3	65	64	-1	2nd Round, Division A2, 5 Tour
Kalniņš, Sandis	2	1,938	1,935	-3	58	58	0	
Kraus, Vojtěch	0	1,827	1,821	-6	75	75	0	2nd Round, Division A2, 5 Tour
Naglis, Edgars	4	2,112	2,115	3	58	57	-1	
Pikl, Václav	1	1,821	1,826	5	65	64	-1	2nd Round, Division A2, 5 Tour
Стороженко, Гліб	1	1,970	1,966	-4	56	56	0	
Kopřiva, Adam	0	1,806	1,802	-4	74	73	-1	2nd Round, Division A2, 5 Tour
Kobrlé, Michal	4	2,113	2,116	3	58	58	0	
Fuchs, Petr	2	1,922	1,908	-14	74	73	-1	2nd Round, Division A2, 5 Tour
Nilsson, Henrik	4	1,954	1,967	13	73	72	-1	
Fuchs, Petr	1	1,908	1,907	-1	73	72	-1	2nd Round, Division A2, 6 Tour
Touš, Michal	1	1,872	1,873	1	62	62	0	
Kahoun ml., Tomáš	1	1,839	1,830	-9	64	64	0	2nd Round, Division A2, 6 Tour
Dion, Till	7	1,912	1,918	6	52	52	0	
Kraus, Vojtěch	2	1,821	1,810	-11	75	74	-1	2nd Round, Division A2, 6 Tour
Pommerenke, Ralph	3	1,743	1,747	4	42	41	-1	
Pikl, Václav	2	1,826	1,815	-11	64	63	-1	2nd Round, Division A2, 6 Tour
Škrlep, Nejc	4	1,838	1,846	8	54	54	0	
Kopřiva, Adam	2	1,802	1,815	13	73	72	-1	2nd Round, Division A2, 6 Tour
Karlsson, Bie	0	1,775	1,762	-13	71	70	-1	
Naglis, Edgars	4	2,115	2,114	-1	57	57	0	2nd Round, Division A2, 6 Tour
Nilsson, Eddie	5	2,246	2,247	1	54	53	-1	
Стороженко, Гліб	1	1,966	1,969	3	56	56	0	2nd Round, Division A2, 6 Tour
Reķis, Jēkabs	1	2,075	2,072	-3	59	58	-1	
Kobrlé, Michal	4	2,116	2,117	1	58	58	0	2nd Round, Division A2, 6 Tour
Saulītis, Mikus	3	1,959	1,958	-1	60	60	0	
Nilsson, Henrik	3	1,967	1,965	-2	72	71	-1	2nd Round, Division A2, 6 Tour
Hermansson, Gustaf	3	1,917	1,918	1	56	56	0	
Kalniņš, Sandis	4	1,935	1,942	7	58	57	-1	2nd Round, Division A2, 6 Tour
Thomas, Simon	2	1,864	1,857	-7	55	54	-1	
Lasmanis, Gints	2	2,101	2,101	0	66	66	0	2nd Round, Division A2, 6 Tour
Rjavec, Bernard	1	1,917	1,917	0	69	68	-1	
Матанцев, Евгений	4	2,149	2,148	-1	56	56	0	2nd Round, Division A2, 6 Tour
Månsson, Truls	3	1,942	1,942	0	52	52	0	

Table 3: (Continuation List of games)

Player	Result	Glicko old	Glicko new	$\Delta$ Glicko	RD old	RD new	$\Delta$ RD	Comment
Božič, Anže	5	1,998	2,001	3	52	52	0	2nd Round, Division A2, 6 Tour
Vomáčka, Jonáš	3	1,756	1,750	-6	74	74	0	
Ležík, Matej	3	2,010	2,010	0	75	74	-1	2nd Round, Division A2, 6 Tour
Šurýn, Antonín	2	1,820	1,820	0	72	71	-1	
Henttonen, Ville	1	1,902	1,905	3	50	50	0	2nd Round, Division A2, 6 Tour
Bucek, Tomáš	0	1,873	1,869	-4	55	55	0	
Kopřiva, Adam	4	1,815	1,827	12	72	71	-1	2nd Round, Division A2, 7 Tour
Dion, Till	3	1,918	1,912	-6	52	52	0	
Fuchs, Petr	5	1,907	1,915	8	72	71	-1	2nd Round, Division A2, 7 Tour
Pommerenke, Ralph	1	1,747	1,744	-3	41	41	0	
Kahoun ml., Tomáš	4	1,830	1,831	1	64	63	-1	2nd Round, Division A2, 7 Tour
Škrlep, Nejc	4	1,846	1,845	-1	54	53	-1	
Kraus, Vojtěch	3	1,810	1,793	-17	74	73	-1	2nd Round, Division A2, 7 Tour
Karlsson, Bie	5	1,762	1,777	15	70	69	-1	
Píkl, Václav	1	1,815	1,817	2	63	62	-1	2nd Round, Division A2, 7 Tour
Touš, Michal	1	1,873	1,871	-2	62	61	-1	
Kalniņš, Sandis	3	1,942	1,950	8	57	57	0	2nd Round, Division A2, 7 Tour
Reķis, Jēkabs	2	2,072	2,064	-8	58	58	0	
Naglis, Edgars	5	2,114	2,101	-13	57	57	0	2nd Round, Division A2, 7 Tour
Saulītis, Mikus	8	1,958	1,972	14	60	59	-1	
Стороженко, Гліб	2	1,969	1,959	-10	56	55	-1	2nd Round, Division A2, 7 Tour
Hermansson, Gustaf	4	1,918	1,928	10	56	56	0	
Kobrlé, Michal	7	2,117	2,120	3	58	57	-1	2nd Round, Division A2, 7 Tour
Thomas, Simon	1	1,857	1,854	-3	54	54	0	
Nilsson, Henrik	0	1,965	1,960	-5	71	70	-1	2nd Round, Division A2, 7 Tour
Nilsson, Eddie	4	2,247	2,250	3	53	53	0	
Henttonen, Ville	1	1,905	1,906	1	50	49	-1	2nd Round, Division A2, 7 Tour
Månsson, Truls	1	1,942	1,941	-1	52	52	0	
Lasmanis, Gints	4	2,101	2,104	3	66	65	-1	2nd Round, Division A2, 7 Tour
Vomáčka, Jonáš	0	1,750	1,746	-4	74	74	0	
Маганцев, Евгений	7	2,148	2,151	3	56	56	0	2nd Round, Division A2, 7 Tour
Šurýn, Antonín	3	1,820	1,816	-4	71	71	0	
Božič, Anže	2	2,001	1,991	-10	52	51	-1	2nd Round, Division A2, 7 Tour
Bucek, Tomáš	5	1,869	1,881	12	55	55	0	
Ležík, Matej	2	2,010	2,006	-4	74	73	-1	2nd Round, Division A2, 7 Tour
Rjavec, Bernard	2	1,917	1,920	3	68	67	-1	
Píkl, Václav	5	1,817	1,825	8	62	62	0	2nd Round, Division A2, 8 Tour
Pommerenke, Ralph	2	1,744	1,740	-4	41	41	0	
Kopřiva, Adam	3	1,827	1,827	0	71	70	-1	2nd Round, Division A2, 8 Tour
Škrlep, Nejc	3	1,845	1,845	0	53	53	0	
Fuchs, Petr	4	1,915	1,917	2	71	70	-1	2nd Round, Division A2, 8 Tour
Karlsson, Bie	3	1,777	1,776	-1	69	69	0	
Kahoun ml., Tomáš	1	1,831	1,821	-10	63	62	-1	2nd Round, Division A2, 8 Tour
Touš, Michal	5	1,871	1,880	9	61	61	0	
Kraus, Vojtěch	2	1,793	1,783	-10	73	72	-1	2nd Round, Division A2, 8 Tour
Dion, Till	4	1,912	1,917	5	52	52	0	

Table 3: (Continuation List of games)

Player	Result	Glicko old	Glicko new	$\Delta$ Glicko	RD old	RD new	$\Delta$ RD	Comment
Nilsson, Henrik	2	1,960	1,961	1	70	69	-1	2nd Round, Division A2, 8 Tour
Saulītis, Mikus	2	1,972	1,972	0	59	59	0	
Kalniņš, Sandis	1	1,950	1,941	-9	57	57	0	2nd Round, Division A2, 8 Tour
Hermansson, Gustaf	6	1,928	1,937	9	56	55	-1	
Naglis, Edgars	5	2,101	2,104	3	57	57	0	2nd Round, Division A2, 8 Tour
Thomas, Simon	1	1,854	1,851	-3	54	54	0	
Стороженко, Гліб	3	1,959	1,974	15	55	55	0	2nd Round, Division A2, 8 Tour
Nilsson, Eddie	1	2,250	2,236	-14	53	53	0	
Kobrlé, Michal	2	2,120	2,119	-1	57	57	0	2nd Round, Division A2, 8 Tour
Reķis, Jēkabs	2	2,064	2,066	2	58	58	0	
Ležík, Matej	4	2,006	2,012	6	73	73	0	2nd Round, Division A2, 8 Tour
Vomáčka, Jonáš	1	1,746	1,740	-6	74	73	-1	
Henttonen, Ville	2	1,906	1,908	2	49	49	0	2nd Round, Division A2, 8 Tour
Šurýn, Antonín	1	1,816	1,812	-4	71	70	-1	
Lasmanis, Gints	3	2,104	2,098	-6	65	65	0	2nd Round, Division A2, 8 Tour
Bucek, Tomáš	3	1,881	1,885	4	55	55	0	
Матанцев, Евгений	7	2,151	2,154	3	56	55	-1	2nd Round, Division A2, 8 Tour
Rjavec, Bernard	1	1,920	1,914	-6	67	67	0	
Vožič, Anže	5	1,991	1,997	6	51	51	0	2nd Round, Division A2, 8 Tour
Månsson, Truls	2	1,941	1,935	-6	52	51	-1	
Kraus, Vojtěch	3	1,783	1,772	-11	72	71	-1	2nd Round, Division A2, 9 Tour
Škrlep, Nejc	6	1,845	1,851	6	53	53	0	
Pikl, Václav	3	1,825	1,824	-1	62	61	-1	2nd Round, Division A2, 9 Tour
Karlsson, Bie	3	1,776	1,777	1	69	68	-1	
Kopřiva, Adam	0	1,827	1,816	-11	70	69	-1	2nd Round, Division A2, 9 Tour
Touš, Michal	5	1,880	1,889	9	61	61	0	
Fuchs, Petr	0	1,917	1,903	-14	70	70	0	2nd Round, Division A2, 9 Tour
Dion, Till	4	1,917	1,924	7	52	51	-1	
Kahoun ml., Tomáš	4	1,821	1,829	8	62	62	0	2nd Round, Division A2, 9 Tour
Pommerenke, Ralph	2	1,740	1,736	-4	41	41	0	
Kobrlé, Michal	4	2,119	2,123	4	57	56	-1	2nd Round, Division A2, 9 Tour
Hermansson, Gustaf	2	1,937	1,933	-4	55	55	0	
Nilsson, Henrik	2	1,961	1,943	-18	69	69	0	2nd Round, Division A2, 9 Tour
Thomas, Simon	4	1,851	1,861	10	54	54	0	
Kalniņš, Sandis	2	1,941	1,951	10	57	57	0	2nd Round, Division A2, 9 Tour
Nilsson, Eddie	1	2,236	2,227	-9	53	53	0	
Naglis, Edgars	5	2,104	2,103	-1	57	56	-1	2nd Round, Division A2, 9 Tour
Reķis, Jēkabs	5	2,066	2,067	1	58	57	-1	
Стороженко, Гліб	1	1,974	1,965	-9	55	55	0	2nd Round, Division A2, 9 Tour
Saulītis, Mikus	5	1,972	1,981	9	59	58	-1	
Vožič, Anže	3	1,997	1,997	0	51	51	0	2nd Round, Division A2, 9 Tour
Šurýn, Antonín	2	1,812	1,812	0	70	69	-1	
Ležík, Matej	4	2,012	2,021	9	73	72	-1	2nd Round, Division A2, 9 Tour
Bucek, Tomáš	0	1,885	1,880	-5	55	55	0	
Henttonen, Ville	3	1,908	1,911	3	49	49	0	2nd Round, Division A2, 9 Tour
Rjavec, Bernard	2	1,914	1,908	-6	67	66	-1	

Table 3: (Continuation List of games)

Player	Result	Glicko old	Glicko new	$\Delta$ Glicko	RD old	RD new	$\Delta$ RD	Comment
Lasmanis, Gints	2	2,098	2,087	-11	65	64	-1	2nd Round, Division A2, 9 Tour
Månsson, Truls	3	1,935	1,942	7	51	51	0	
Матанцев, Евгений	6	2,154	2,156	2	55	55	0	2nd Round, Division A2, 9 Tour
Vomáčka, Jonáš	4	1,740	1,738	-2	73	73	0	
Kahoun ml., Tomáš	1	1,829	1,823	-6	62	61	-1	2nd Round, Division A2, 10 Tour
Karlsson, Bie	2	1,777	1,786	9	68	67	-1	
Kraus, Vojtěch	4	1,772	1,769	-3	71	70	-1	2nd Round, Division A2, 10 Tour
Touš, Michal	5	1,889	1,891	2	61	60	-1	
Píkl, Václav	3	1,824	1,827	3	61	60	-1	2nd Round, Division A2, 10 Tour
Dion, Till	3	1,924	1,922	-2	51	51	0	
Kopřiva, Adam	2	1,816	1,806	-10	69	69	0	2nd Round, Division A2, 10 Tour
Pommerenke, Ralph	3	1,736	1,740	4	41	41	0	
Fuchs, Petr	5	1,903	1,908	5	70	69	-1	2nd Round, Division A2, 10 Tour
Škrlep, Nejc	4	1,851	1,849	-2	53	52	-1	
Стороженко, Гліб	2	1,965	1,954	-11	55	55	0	2nd Round, Division A2, 10 Tour
Thomas, Simon	4	1,861	1,871	10	54	53	-1	
Kobrie, Michal	4	2,123	2,126	3	56	56	0	2nd Round, Division A2, 10 Tour
Nilsson, Eddie	4	2,227	2,224	-3	53	53	0	
Nilsson, Henrik	2	1,943	1,941	-2	69	68	-1	2nd Round, Division A2, 10 Tour
Reķis, Jēkabs	3	2,067	2,068	1	57	57	0	
Kalniņš, Sandis	0	1,951	1,943	-8	57	56	-1	2nd Round, Division A2, 10 Tour
Saulītis, Mikus	4	1,981	1,990	9	58	58	0	
Naglis, Edgars	3	2,103	2,099	-4	56	56	0	2nd Round, Division A2, 10 Tour
Hermansson, Gustaf	3	1,933	1,937	4	55	55	0	
Матанцев, Евгений	5	2,156	2,146	-10	55	55	0	2nd Round, Division A2, 10 Tour
Bucek, Tomáš	6	1,880	1,890	10	55	55	0	
Božič, Anže	2	1,997	1,999	2	51	51	0	2nd Round, Division A2, 10 Tour
Rjavec, Bernard	1	1,908	1,905	-3	66	65	-1	
Ležík, Matej	3	2,021	2,018	-3	72	71	-1	2nd Round, Division A2, 10 Tour
Månsson, Truls	3	1,942	1,943	1	51	51	0	
Henttonen, Ville	2	1,911	1,911	0	49	49	0	2nd Round, Division A2, 10 Tour
Vomáčka, Jonáš	1	1,738	1,737	-1	73	73	0	
Lasmanis, Gints	5	2,087	2,091	4	64	64	0	2nd Round, Division A2, 10 Tour
Šurýn, Antonín	3	1,812	1,808	-4	69	69	0	
Nilsson, Eddie	5	2,224	2,227	3	53	53	0	2nd Round, Division A2, 11 Tour
Rjavec, Bernard	1	1,905	1,902	-3	65	65	0	
Reķis, Jēkabs	0	2,068	2,060	-8	57	57	0	2nd Round, Division A2, 11 Tour
Månsson, Truls	1	1,943	1,949	6	51	51	0	
Saulītis, Mikus	2	1,990	1,980	-10	58	58	0	2nd Round, Division A2, 11 Tour
Vomáčka, Jonáš	3	1,737	1,753	16	73	72	-1	
Hermansson, Gustaf	2	1,937	1,925	-12	55	55	0	2nd Round, Division A2, 11 Tour
Šurýn, Antonín	4	1,808	1,825	17	69	68	-1	
Thomas, Simon	3	1,871	1,880	9	53	53	0	2nd Round, Division A2, 11 Tour
Bucek, Tomáš	1	1,890	1,881	-9	55	54	-1	
Lasmanis, Gints	1	2,091	2,085	-6	64	63	-1	2nd Round, Division A2, 11 Tour
Fuchs, Petr	1	1,908	1,914	6	69	68	-1	

Table 3: (Continuation List of games)

Player	Result	Glicko old	Glicko new	$\Delta$ Glicko	RD old	RD new	$\Delta$ RD	Comment
Матанцев, Евгений	6	2,146	2,148	2	55	55	0	2nd Round, Division A2, 11 Tour
Kahoun ml., Tomáš	2	1,823	1,820	-3	61	61	0	
Božič, Anže	6	1,999	2,002	3	51	51	0	2nd Round, Division A2, 11 Tour
Kraus, Vojtěch	3	1,769	1,763	-6	70	70	0	
Ležík, Matej	1	2,018	2,004	-14	71	71	0	2nd Round, Division A2, 11 Tour
Pikl, Václav	2	1,827	1,836	9	60	60	0	
Henttonen, Ville	2	1,911	1,916	5	49	49	0	2nd Round, Division A2, 11 Tour
Kopřiva, Adam	0	1,806	1,797	-9	69	68	-1	
Naglis, Edgars	4	2,099	2,103	4	56	56	0	2nd Round, Division A2, 11 Tour
Touš, Michal	2	1,891	1,886	-5	60	60	0	
Стороженко, Гліб	2	1,954	1,945	-9	55	55	0	2nd Round, Division A2, 11 Tour
Dion, Till	4	1,922	1,930	8	51	51	0	
Kobrlé, Michal	4	2,126	2,128	2	56	56	0	2nd Round, Division A2, 11 Tour
Pommerenke, Ralph	2	1,740	1,739	-1	41	41	0	
Nilsson, Henrik	3	1,941	1,938	-3	68	67	-1	2nd Round, Division A2, 11 Tour
Škrlep, Nejc	3	1,849	1,850	1	52	52	0	
Kalniņš, Sandis	4	1,943	1,944	1	56	56	0	2nd Round, Division A2, 11 Tour
Karlsson, Bie	3	1,786	1,785	-1	67	67	0	
Thomas, Simon	3	1,880	1,877	-3	53	52	-1	2nd Round, Division A2, 12 Tour
Månsson, Truls	4	1,949	1,951	2	51	51	0	
Nilsson, Eddie	2	2,227	2,220	-7	53	53	0	2nd Round, Division A2, 12 Tour
Vomáčka, Jonáš	2	1,753	1,766	13	72	72	0	
Reķis, Jēkabs	4	2,060	2,064	4	57	57	0	2nd Round, Division A2, 12 Tour
Šurýn, Antonín	0	1,825	1,820	-5	68	68	0	
Saulītis, Mikus	1	1,980	1,977	-3	58	58	0	2nd Round, Division A2, 12 Tour
Bucek, Tomáš	1	1,881	1,883	2	54	54	0	
Hermansson, Gustaf	3	1,925	1,929	4	55	54	-1	2nd Round, Division A2, 12 Tour
Rjavec, Bernard	2	1,902	1,897	-5	65	64	-1	
Henttonen, Ville	4	1,916	1,921	5	49	48	-1	2nd Round, Division A2, 12 Tour
Kahoun ml., Tomáš	0	1,820	1,812	-8	61	60	-1	
Lasmanis, Gints	4	2,085	2,089	4	63	63	0	2nd Round, Division A2, 12 Tour
Kraus, Vojtěch	2	1,763	1,759	-4	70	70	0	
Матанцев, Евгений	3	2,148	2,151	3	55	55	0	2nd Round, Division A2, 12 Tour
Pikl, Václav	1	1,836	1,834	-2	60	59	-1	
Božič, Anže	3	2,002	2,006	4	51	50	-1	2nd Round, Division A2, 12 Tour
Kopřiva, Adam	1	1,797	1,790	-7	68	68	0	
Ležík, Matej	4	2,004	2,001	-3	71	70	-1	2nd Round, Division A2, 12 Tour
Fuchs, Petr	4	1,914	1,917	3	68	68	0	
Kalniņš, Sandis	3	1,944	1,939	-5	56	56	0	2nd Round, Division A2, 12 Tour
Dion, Till	4	1,930	1,934	4	51	51	0	
Naglis, Edgars	3	2,103	2,105	2	56	56	0	2nd Round, Division A2, 12 Tour
Pommerenke, Ralph	0	1,739	1,738	-1	41	41	0	
Стороженко, Гліб	4	1,945	1,951	6	55	54	-1	2nd Round, Division A2, 12 Tour
Škrlep, Nejc	2	1,850	1,845	-5	52	52	0	
Kobrlé, Michal	8	2,128	2,130	2	56	56	0	2nd Round, Division A2, 12 Tour
Karlsson, Bie	1	1,785	1,781	-4	67	67	0	

Table 3: (Continuation List of games)

Player	Result	Glicko old	Glicko new	$\Delta$ Glicko	RD old	RD new	$\Delta$ RD	Comment
Nilsson, Henrik	6	1,938	1,948	10	67	66	-1	2nd Round, Division A2, 12 Tour
Touš, Michal	3	1,886	1,877	-9	60	60	0	
Hermansson, Gustaf	4	1,929	1,934	5	54	54	0	2nd Round, Division A2, 13 Tour
Vomáčka, Jonáš	2	1,766	1,758	-8	72	72	0	
Thomas, Simon	3	1,877	1,876	-1	52	52	0	2nd Round, Division A2, 13 Tour
Šurýn, Antonín	3	1,820	1,822	2	68	67	-1	
Nilsson, Eddie	7	2,220	2,222	2	53	53	0	2nd Round, Division A2, 13 Tour
Bucek, Tomáš	3	1,883	1,881	-2	54	54	0	
Reķis, Jēkabs	3	2,064	2,069	5	57	56	-1	2nd Round, Division A2, 13 Tour
Rjavec, Bernard	1	1,897	1,890	-7	64	64	0	
Saulītis, Mikus	1	1,977	1,976	-1	58	57	-1	2nd Round, Division A2, 13 Tour
Månsson, Truls	1	1,951	1,952	1	51	50	-1	
Ležík, Matej	2	2,001	2,006	5	70	70	0	2nd Round, Division A2, 13 Tour
Kraus, Vojtěch	0	1,759	1,754	-5	70	70	0	
Henttonen, Ville	5	1,921	1,926	5	48	48	0	2nd Round, Division A2, 13 Tour
Pikl, Václav	1	1,834	1,826	-8	59	59	0	
Lasmanis, Gints	4	2,089	2,092	3	63	63	0	2nd Round, Division A2, 13 Tour
Kopřiva, Adam	0	1,790	1,786	-4	68	67	-1	
Матанцев, Евгений	6	2,151	2,154	3	55	55	0	2nd Round, Division A2, 13 Tour
Fuchs, Petr	2	1,917	1,912	-5	68	67	-1	
Božič, Anže	8	2,006	2,009	3	50	50	0	2nd Round, Division A2, 13 Tour
Kahoun ml., Tomáš	2	1,812	1,807	-5	60	60	0	
Nilsson, Henrik	3	1,948	1,936	-12	66	66	0	2nd Round, Division A2, 13 Tour
Pommerenke, Ralph	4	1,738	1,743	5	41	41	0	
Kalniņš, Sandis	5	1,939	1,946	7	56	55	-1	2nd Round, Division A2, 13 Tour
Škrlep, Nejc	1	1,845	1,839	-6	52	52	0	
Naglis, Edgars	7	2,105	2,108	3	56	56	0	2nd Round, Division A2, 13 Tour
Karlsson, Bie	2	1,781	1,778	-3	67	67	0	
Стороженко, Гліб	4	1,951	1,949	-2	54	54	0	2nd Round, Division A2, 13 Tour
Touš, Michal	4	1,877	1,879	2	60	60	0	
Kobrie, Michal	7	2,130	2,121	-9	56	55	-1	2nd Round, Division A2, 13 Tour
Dion, Till	8	1,934	1,942	8	51	50	-1	
Saulītis, Mikus	3	1,976	1,968	-8	57	57	0	2nd Round, Division A2, 14 Tour
Šurýn, Antonín	4	1,822	1,833	11	67	66	-1	
Hermansson, Gustaf	2	1,934	1,932	-2	54	54	0	2nd Round, Division A2, 14 Tour
Bucek, Tomáš	2	1,881	1,882	1	54	54	0	
Thomas, Simon	5	1,876	1,884	8	52	52	0	2nd Round, Division A2, 14 Tour
Rjavec, Bernard	1	1,890	1,878	-12	64	63	-1	
Nilsson, Eddie	3	2,222	2,225	3	53	53	0	2nd Round, Division A2, 14 Tour
Månsson, Truls	0	1,952	1,949	-3	50	50	0	
Reķis, Jēkabs	1	2,069	2,068	-1	56	56	0	2nd Round, Division A2, 14 Tour
Vomáčka, Jonáš	0	1,758	1,761	3	72	72	0	
Božič, Anže	3	2,009	2,013	4	50	50	0	2nd Round, Division A2, 14 Tour
Pikl, Václav	1	1,826	1,821	-5	59	58	-1	
Ležík, Matej	4	2,006	2,012	6	70	69	-1	2nd Round, Division A2, 14 Tour
Kopřiva, Adam	2	1,786	1,781	-5	67	67	0	

Table 3: (Continuation List of games)

Player	Result	Glicko old	Glicko new	$\Delta$ Glicko	RD old	RD new	$\Delta$ RD	Comment
Henttonen, Ville	3	1,926	1,923	-3	48	48	0	2nd Round, Division A2, 14 Tour
Fuchs, Petr	4	1,912	1,919	7	67	66	-1	
Lasmanis, Gints	4	2,092	2,090	-2	63	62	-1	2nd Round, Division A2, 14 Tour
Kahoun ml., Tomáš	3	1,807	1,809	2	60	60	0	
Матанцев, Евгений	4	2,154	2,156	2	55	55	0	2nd Round, Division A2, 14 Tour
Kraus, Vojtěch	2	1,754	1,751	-3	70	70	0	
Kobrlé, Michal	9	2,121	2,124	3	55	55	0	2nd Round, Division A2, 14 Tour
Škrlep, Nejc	5	1,839	1,837	-2	52	52	0	
Nilsson, Henrik	3	1,936	1,931	-5	66	65	-1	2nd Round, Division A2, 14 Tour
Karlsson, Bie	3	1,778	1,783	5	67	66	-1	
Kalniņš, Sandis	2	1,946	1,944	-2	55	55	0	2nd Round, Division A2, 14 Tour
Touš, Michal	2	1,879	1,881	2	60	59	-1	
Naglis, Edgars	4	2,108	2,108	0	56	56	0	2nd Round, Division A2, 14 Tour
Dion, Till	3	1,942	1,941	-1	50	50	0	
Стороженко, Гліб	5	1,949	1,953	4	54	54	0	2nd Round, Division A2, 14 Tour
Pommerenke, Ralph	2	1,743	1,740	-3	41	41	0	
Reķis, Jēkabs	2	2,068	2,068	0	56	56	0	2nd Round, Division A2, 15 Tour
Bucek, Tomáš	1	1,882	1,882	0	54	54	0	
Saulītis, Mikus	2	1,968	1,966	-2	57	57	0	2nd Round, Division A2, 15 Tour
Rjavec, Bernard	2	1,878	1,881	3	63	62	-1	
Hermansson, Gustaf	1	1,932	1,925	-7	54	53	-1	2nd Round, Division A2, 15 Tour
Månsson, Truls	5	1,949	1,956	7	50	50	0	
Thomas, Simon	3	1,884	1,874	-10	52	51	-1	2nd Round, Division A2, 15 Tour
Vomáčka, Jonáš	5	1,761	1,780	19	72	71	-1	
Nilsson, Eddie	8	2,225	2,226	1	53	53	0	2nd Round, Division A2, 15 Tour
Šurýn, Antonín	2	1,833	1,831	-2	66	66	0	
Матанцев, Евгений	2	2,156	2,154	-2	55	55	0	2nd Round, Division A2, 15 Tour
Korřiva, Adam	1	1,781	1,784	3	67	67	0	
Vožič, Anže	1	2,013	2,004	-9	50	50	0	2nd Round, Division A2, 15 Tour
Fuchs, Petr	5	1,919	1,934	15	66	66	0	
Ležík, Matej	7	2,012	2,019	7	69	69	0	2nd Round, Division A2, 15 Tour
Kahoun ml., Tomáš	1	1,809	1,804	-5	60	60	0	
Henttonen, Ville	4	1,923	1,926	3	48	48	0	2nd Round, Division A2, 15 Tour
Kraus, Vojtěch	1	1,751	1,744	-7	70	69	-1	
Lasmanis, Gints	5	2,090	2,094	4	62	62	0	2nd Round, Division A2, 15 Tour
Pikl, Václav	1	1,821	1,818	-3	58	58	0	
Стороженко, Гліб	6	1,953	1,958	5	54	54	0	2nd Round, Division A2, 15 Tour
Karlsson, Bie	1	1,783	1,776	-7	66	66	0	
Kobrlé, Michal	5	2,124	2,115	-9	55	55	0	2nd Round, Division A2, 15 Tour
Touš, Michal	6	1,881	1,892	11	59	59	0	
Nilsson, Henrik	3	1,931	1,937	6	65	65	0	2nd Round, Division A2, 15 Tour
Dion, Till	2	1,941	1,937	-4	50	50	0	
Kalniņš, Sandis	3	1,944	1,940	-4	55	55	0	2nd Round, Division A2, 15 Tour
Pommerenke, Ralph	3	1,740	1,743	3	41	41	0	
Naglis, Edgars	5	2,108	2,111	3	56	56	0	2nd Round, Division A2, 15 Tour
Škrlep, Nejc	1	1,837	1,834	-3	52	52	0	

Table 3: (Continuation List of games)

Player	Result	Glicko old	Glicko new	$\Delta$ Glicko	RD old	RD new	$\Delta$ RD	Comment
Naglis, Edgars	0	2,111	2,102	-9	56	55	-1	2nd Round, Division A2, 16 Tour
Lasmanis, Gints	4	2,094	2,105	11	62	61	-1	
Стороженко, Гліб	2	1,958	1,954	-4	54	54	0	2nd Round, Division A2, 16 Tour
Матанцев, Евгений	4	2,154	2,158	4	55	54	-1	
Kobrlé, Michal	6	2,115	2,121	6	55	55	0	2nd Round, Division A2, 16 Tour
Božič, Anže	3	2,004	1,999	-5	50	50	0	
Nilsson, Henrik	1	1,937	1,928	-9	65	64	-1	2nd Round, Division A2, 16 Tour
Ležák, Matej	4	2,019	2,029	10	69	68	-1	
Kalniņš, Sandis	5	1,940	1,948	8	55	55	0	2nd Round, Division A2, 16 Tour
Henttonen, Ville	0	1,926	1,920	-6	48	48	0	
Nilsson, Eddie	3	2,226	2,220	-6	53	53	0	2nd Round, Division A2, 16 Tour
Touš, Michal	3	1,892	1,900	8	59	59	0	
Reķis, Jēkabs	4	2,068	2,073	5	56	56	0	2nd Round, Division A2, 16 Tour
Dion, Till	1	1,937	1,933	-4	50	50	0	
Saulītis, Mikus	5	1,966	1,970	4	57	57	0	2nd Round, Division A2, 16 Tour
Pommerenke, Ralph	2	1,743	1,741	-2	41	41	0	
Hermansson, Gustaf	5	1,925	1,931	6	53	53	0	2nd Round, Division A2, 16 Tour
Škrlep, Nejc	1	1,834	1,828	-6	52	52	0	
Thomas, Simon	5	1,874	1,879	5	51	51	0	2nd Round, Division A2, 16 Tour
Karlsson, Bie	1	1,776	1,768	-8	66	65	-1	
Rjavec, Bernard	3	1,881	1,894	13	62	62	0	2nd Round, Division A2, 16 Tour
Fuchs, Petr	1	1,934	1,920	-14	66	65	-1	
Månsson, Truls	2	1,956	1,946	-10	50	50	0	2nd Round, Division A2, 16 Tour
Kahoun ml., Tomáš	5	1,804	1,818	14	60	59	-1	
Vomáčka, Jonáš	3	1,780	1,793	13	71	70	-1	2nd Round, Division A2, 16 Tour
Kraus, Vojtěch	0	1,744	1,732	-12	69	68	-1	
Šurýn, Antonín	3	1,831	1,843	12	66	66	0	2nd Round, Division A2, 16 Tour
Pikl, Václav	1	1,818	1,809	-9	58	58	0	
Bucek, Tomáš	4	1,882	1,880	-2	54	53	-1	2nd Round, Division A2, 16 Tour
Kopřiva, Adam	4	1,784	1,788	4	67	66	-1	
Kalniņš, Sandis	3	1,948	1,948	0	55	55	0	2nd Round, Division A2, 17 Tour
Матанцев, Евгений	4	2,158	2,157	-1	54	54	0	
Naglis, Edgars	3	2,102	2,109	7	55	55	0	2nd Round, Division A2, 17 Tour
Božič, Anže	1	1,999	1,994	-5	50	49	-1	
Стороженко, Гліб	1	1,954	1,951	-3	54	54	0	2nd Round, Division A2, 17 Tour
Ležák, Matej	2	2,029	2,033	4	68	67	-1	
Kobrlé, Michal	5	2,121	2,125	4	55	54	-1	2nd Round, Division A2, 17 Tour
Henttonen, Ville	1	1,920	1,917	-3	48	48	0	
Nilsson, Henrik	0	1,928	1,928	0	64	64	0	2nd Round, Division A2, 17 Tour
Lasmanis, Gints	1	2,105	2,106	1	61	61	0	
Thomas, Simon	8	1,879	1,888	9	51	51	0	2nd Round, Division A2, 17 Tour
Dion, Till	2	1,933	1,925	-8	50	49	-1	
Nilsson, Eddie	5	2,220	2,221	1	53	53	0	2nd Round, Division A2, 17 Tour
Pommerenke, Ralph	1	1,741	1,740	-1	41	41	0	
Reķis, Jēkabs	8	2,073	2,077	4	56	56	0	2nd Round, Division A2, 17 Tour
Škrlep, Nejc	1	1,828	1,825	-3	52	51	-1	

Table 3: (Continuation List of games)

Player	Result	Glicko old	Glicko new	$\Delta$ Glicko	RD old	RD new	$\Delta$ RD	Comment
Saulītis, Mikus	5	1,970	1,974	4	57	57	0	2nd Round, Division A2, 17 Tour
Karlsson, Bie	2	1,768	1,762	-6	65	65	0	
Hermansson, Gustaf	4	1,931	1,934	3	53	53	0	2nd Round, Division A2, 17 Tour
Touš, Michal	3	1,900	1,896	-4	59	59	0	
Bucek, Tomáš	3	1,880	1,886	6	53	53	0	2nd Round, Division A2, 17 Tour
Kahoun ml., Tomáš	0	1,818	1,810	-8	59	59	0	
Rjavec, Bernard	6	1,894	1,900	6	62	61	-1	2nd Round, Division A2, 17 Tour
Kraus, Vojtěch	1	1,732	1,724	-8	68	68	0	
Månsson, Truls	1	1,946	1,944	-2	50	50	0	2nd Round, Division A2, 17 Tour
Pikl, Václav	1	1,809	1,812	3	58	57	-1	
Vomáčka, Jonáš	8	1,793	1,806	13	70	69	-1	2nd Round, Division A2, 17 Tour
Kopřiva, Adam	2	1,788	1,776	-12	66	66	0	
Šurýn, Antonín	0	1,843	1,833	-10	66	65	-1	2nd Round, Division A2, 17 Tour
Fuchs, Petr	3	1,920	1,930	10	65	65	0	
Nilsson, Henrik	2	1,928	1,924	-4	64	63	-1	2nd Round, Division A2, 18 Tour
Božič, Anže	3	1,994	1,996	2	49	49	0	
Kalniņš, Sandis	3	1,948	1,954	6	55	54	-1	2nd Round, Division A2, 18 Tour
Ležík, Matej	2	2,033	2,023	-10	67	67	0	
Naglis, Edgars	3	2,109	2,100	-9	55	55	0	2nd Round, Division A2, 18 Tour
Henttonen, Ville	4	1,917	1,923	6	48	47	-1	
Стороженко, Гліб	3	1,951	1,955	4	54	53	-1	2nd Round, Division A2, 18 Tour
Lasmanis, Gints	3	2,106	2,102	-4	61	60	-1	
Kobrlé, Michal	5	2,125	2,134	9	54	54	0	2nd Round, Division A2, 18 Tour
Матанцев, Евгений	2	2,157	2,148	-9	54	54	0	
Hermansson, Gustaf	3	1,934	1,934	0	53	53	0	2nd Round, Division A2, 18 Tour
Pommerehke, Ralph	2	1,740	1,740	0	41	41	0	
Thomas, Simon	2	1,888	1,879	-9	51	50	-1	2nd Round, Division A2, 18 Tour
Škrlep, Nejc	4	1,825	1,834	9	51	51	0	
Nilsson, Eddie	6	2,221	2,223	2	53	53	0	2nd Round, Division A2, 18 Tour
Karlsson, Bie	2	1,762	1,760	-2	65	65	0	
Reķis, Jēkabs	6	2,077	2,082	5	56	56	0	2nd Round, Division A2, 18 Tour
Touš, Michal	3	1,896	1,890	-6	59	59	0	
Saulītis, Mikus	4	1,974	1,982	8	57	56	-1	2nd Round, Division A2, 18 Tour
Dion, Till	2	1,925	1,919	-6	49	49	0	
Šurýn, Antonín	3	1,833	1,836	3	65	65	0	2nd Round, Division A2, 18 Tour
Kraus, Vojtěch	2	1,724	1,722	-2	68	67	-1	
Bucek, Tomáš	3	1,886	1,889	3	53	53	0	2nd Round, Division A2, 18 Tour
Pikl, Václav	2	1,812	1,809	-3	57	57	0	
Rjavec, Bernard	2	1,900	1,891	-9	61	61	0	2nd Round, Division A2, 18 Tour
Kopřiva, Adam	3	1,776	1,786	10	66	65	-1	
Månsson, Truls	2	1,944	1,937	-7	50	49	-1	2nd Round, Division A2, 18 Tour
Fuchs, Petr	5	1,930	1,942	12	65	64	-1	
Vomáčka, Jonáš	0	1,806	1,793	-13	69	69	0	2nd Round, Division A2, 18 Tour
Kahoun ml., Tomáš	4	1,810	1,819	9	59	58	-1	
Kobrlé, Michal	2	2,134	2,131	-3	54	54	0	2nd Round, Division A2, 19 Tour
Ležík, Matej	2	2,023	2,027	4	67	66	-1	

Table 3: (Continuation List of games)

Player	Result	Glicko old	Glicko new	$\Delta$ Glicko	RD old	RD new	$\Delta$ RD	Comment
Nilsson, Henrik	3	1,924	1,930	6	63	62	-1	2nd Round, Division A2, 19 Tour
Henttonen, Ville	2	1,923	1,920	-3	47	47	0	
Kalniņš, Sandis	2	1,954	1,957	3	54	54	0	2nd Round, Division A2, 19 Tour
Lasmanis, Gints	2	2,102	2,097	-5	60	60	0	
Naglis, Edgars	4	2,100	2,093	-7	55	54	-1	2nd Round, Division A2, 19 Tour
Матанцев, Евгений	7	2,148	2,155	7	54	53	-1	
Стороженко, Гліб	3	1,955	1,956	1	53	53	0	2nd Round, Division A2, 19 Tour
Božič, Anže	3	1,996	1,996	0	49	49	0	
Saulītis, Mikus	5	1,982	1,987	5	56	56	0	2nd Round, Division A2, 19 Tour
Škrlep, Nejc	2	1,834	1,830	-4	51	51	0	
Hermansson, Gustaf	3	1,934	1,930	-4	53	53	0	2nd Round, Division A2, 19 Tour
Karlsson, Bie	3	1,760	1,766	6	65	65	0	
Thomas, Simon	3	1,879	1,880	1	50	50	0	2nd Round, Division A2, 19 Tour
Touš, Michal	3	1,890	1,890	0	59	59	0	
Nilsson, Eddie	1	2,223	2,217	-6	53	53	0	2nd Round, Division A2, 19 Tour
Dion, Till	1	1,919	1,924	5	49	49	0	
Reķis, Jēkabs	1	2,082	2,075	-7	56	56	0	2nd Round, Division A2, 19 Tour
Pommerenke, Ralph	1	1,740	1,744	4	41	41	0	
Vomáčka, Jonáš	1	1,793	1,793	0	69	68	-1	2nd Round, Division A2, 19 Tour
Pikl, Václav	1	1,809	1,809	0	57	56	-1	
Šurýn, Antonín	3	1,836	1,840	4	65	64	-1	2nd Round, Division A2, 19 Tour
Kopřiva, Adam	2	1,786	1,782	-4	65	65	0	
Bucek, Tomáš	0	1,889	1,882	-7	53	53	0	2nd Round, Division A2, 19 Tour
Fuchs, Petr	3	1,942	1,952	10	64	64	0	
Rjavec, Bernard	4	1,891	1,894	3	61	60	-1	2nd Round, Division A2, 19 Tour
Kahoun ml., Tomáš	3	1,819	1,816	-3	58	58	0	
Månsson, Truls	2	1,937	1,936	-1	49	49	0	2nd Round, Division A2, 19 Tour
Kraus, Vojtěch	1	1,722	1,722	0	67	67	0	
Стороженко, Гліб	2	1,956	1,955	-1	53	53	0	2nd Round, Division A2, 20 Tour
Henttonen, Ville	2	1,920	1,921	1	47	47	0	
Kobrlc, Michal	3	2,131	2,139	8	54	53	-1	2nd Round, Division A2, 20 Tour
Lasmanis, Gints	0	2,097	2,088	-9	60	59	-1	
Nilsson, Henrik	2	1,930	1,930	0	62	62	0	2nd Round, Division A2, 20 Tour
Матанцев, Евгений	3	2,155	2,155	0	53	53	0	
Kalniņš, Sandis	4	1,957	1,967	10	54	54	0	2nd Round, Division A2, 20 Tour
Božič, Anže	2	1,996	1,988	-8	49	49	0	
Naglis, Edgars	4	2,093	2,091	-2	54	54	0	2nd Round, Division A2, 20 Tour
Ležák, Matej	4	2,027	2,029	2	66	66	0	
Reķis, Jēkabs	2	2,075	2,069	-6	56	56	0	2nd Round, Division A2, 20 Tour
Karlsson, Bie	2	1,766	1,774	8	65	65	0	
Saulītis, Mikus	6	1,987	1,989	2	56	56	0	2nd Round, Division A2, 20 Tour
Touš, Michal	5	1,890	1,888	-2	59	59	0	
Hermansson, Gustaf	3	1,930	1,938	8	53	52	-1	2nd Round, Division A2, 20 Tour
Dion, Till	1	1,924	1,917	-7	49	49	0	
Thomas, Simon	6	1,880	1,884	4	50	50	0	2nd Round, Division A2, 20 Tour
Pommerenke, Ralph	2	1,744	1,741	-3	41	40	-1	

Table 3: (Continuation List of games)

Player	Result	Glicko old	Glicko new	$\Delta$ Glicko	RD old	RD new	$\Delta$ RD	Comment
Nilsson, Eddie	3	2,217	2,211	-6	53	53	0	2nd Round, Division A2, 20 Tour
Škrlep, Nejc	3	1,830	1,836	6	51	51	0	
Månsson, Truls	4	1,936	1,940	4	49	49	0	2nd Round, Division A2, 20 Tour
Kopřiva, Adam	1	1,782	1,775	-7	65	64	-1	
Vomáčka, Jonáš	5	1,793	1,805	12	68	68	0	2nd Round, Division A2, 20 Tour
Fuchs, Petr	4	1,952	1,941	-11	64	63	-1	
Šurýn, Antonín	2	1,840	1,833	-7	64	63	-1	2nd Round, Division A2, 20 Tour
Kahoun ml., Tomáš	3	1,816	1,822	6	58	58	0	
Bucek, Tomáš	3	1,882	1,879	-3	53	53	0	2nd Round, Division A2, 20 Tour
Kraus, Vojtěch	3	1,722	1,728	6	67	67	0	
Rjavec, Bernard	4	1,894	1,902	8	60	60	0	2nd Round, Division A2, 20 Tour
Píkl, Václav	1	1,809	1,802	-7	56	56	0	
Kurzemnieks, Krišjānis	3	1,636	1,645	9	68	68	0	2nd Round, Division B, 1 Tour
Zupančič, Domen	0	1,516	1,502	-14	87	85	-2	
Gripp, Annika	3	1,638	1,637	-1	53	53	0	2nd Round, Division B, 1 Tour
Pala, Aleš	3	1,599	1,601	2	86	84	-2	
Кондрашевський, Любомир	7	1,651	1,668	17	83	81	-2	2nd Round, Division B, 1 Tour
Prfhoda, Ludek	2	1,630	1,614	-16	79	78	-1	
Janouškovec, Jan	4	1,599	1,608	9	82	80	-2	2nd Round, Division B, 1 Tour
Marek, František	3	1,606	1,597	-9	80	78	-2	
Ševr, Miloš	8	1,742	1,749	7	76	75	-1	2nd Round, Division B, 1 Tour
Holub, Lukáš	2	1,530	1,519	-11	93	91	-2	
Lopaur, Zdeněk	3	1,780	1,778	-2	77	76	-1	2nd Round, Division B, 1 Tour
Hudec, Karol	3	1,725	1,728	3	72	71	-1	
Gruncl, Ondřej	1	1,517	1,520	3	89	87	-2	2nd Round, Division B, 1 Tour
Vomáčka, Roman	1	1,575	1,572	-3	91	89	-2	
Vácha, Jiří	5	1,700	1,716	16	78	76	-2	2nd Round, Division B, 1 Tour
Dion, Martin	2	1,699	1,685	-14	73	72	-1	
Kurka, Josef	4	1,801	1,798	-3	77	77	0	2nd Round, Division B, 1 Tour
Tabara, Oskar	3	1,498	1,502	4	94	93	-1	
Zupančič, Domen	4	1,502	1,527	25	85	83	-2	2nd Round, Division B, 2 Tour
Pala, Aleš	1	1,601	1,577	-24	84	82	-2	
Kurzemnieks, Krišjānis	1	1,645	1,631	-14	68	67	-1	2nd Round, Division B, 2 Tour
Prfhoda, Ludek	7	1,614	1,632	18	78	77	-1	
Gripp, Annika	2	1,637	1,628	-9	53	53	0	2nd Round, Division B, 2 Tour
Marek, František	4	1,597	1,616	19	78	77	-1	
Кондрашевський, Любомир	3	1,668	1,670	2	81	80	-1	2nd Round, Division B, 2 Tour
Holub, Lukáš	2	1,519	1,517	-2	91	90	-1	
Janouškovec, Jan	2	1,608	1,614	6	80	79	-1	2nd Round, Division B, 2 Tour
Hudec, Karol	2	1,728	1,723	-5	71	70	-1	
Ševr, Miloš	4	1,749	1,742	-7	75	74	-1	2nd Round, Division B, 2 Tour
Vomáčka, Roman	4	1,572	1,582	10	89	87	-2	
Lopaur, Zdeněk	5	1,778	1,789	11	76	75	-1	2nd Round, Division B, 2 Tour
Dion, Martin	1	1,685	1,674	-11	72	71	-1	
Gruncl, Ondřej	1	1,520	1,499	-21	87	85	-2	2nd Round, Division B, 2 Tour
Tabara, Oskar	3	1,502	1,526	24	93	90	-3	

Table 3: (Continuation List of games)

Player	Result	Glicko old	Glicko new	$\Delta$ Glicko	RD old	RD new	$\Delta$ RD	Comment
Vácha, Jiří	6	1,716	1,736	20	76	75	-1	2nd Round, Division B, 2 Tour
Kurka, Josef	1	1,798	1,778	-20	77	76	-1	
Pala, Aleš	4	1,577	1,580	3	82	81	-1	2nd Round, Division B, 3 Tour
Prfhoda, Ludek	4	1,632	1,629	-3	77	76	-1	
Zupančič, Domen	5	1,527	1,550	23	83	81	-2	2nd Round, Division B, 3 Tour
Marek, František	3	1,616	1,596	-20	77	75	-2	
Kurzemnieks, Krišjānis	8	1,631	1,640	9	67	67	0	2nd Round, Division B, 3 Tour
Holub, Lukáš	0	1,517	1,502	-15	90	88	-2	
Gripp, Annika	3	1,628	1,622	-6	53	52	-1	2nd Round, Division B, 3 Tour
Hudec, Karol	7	1,723	1,733	10	70	69	-1	
Кондрашевський, Любомир	2	1,670	1,666	-4	80	79	-1	2nd Round, Division B, 3 Tour
Vomáčka, Roman	2	1,582	1,586	4	87	85	-2	
Janouškovec, Jan	3	1,614	1,616	2	79	77	-2	2nd Round, Division B, 3 Tour
Dion, Martin	3	1,674	1,672	-2	71	69	-2	
Ševr, Miloš	2	1,742	1,742	0	74	73	-1	2nd Round, Division B, 3 Tour
Tabara, Oskar	1	1,526	1,527	1	90	89	-1	
Lopaur, Zdeněk	3	1,789	1,796	7	75	73	-2	2nd Round, Division B, 3 Tour
Kurka, Josef	2	1,778	1,771	-7	76	75	-1	
Gruncl, Ondřej	2	1,499	1,491	-8	85	84	-1	2nd Round, Division B, 3 Tour
Vácha, Jiří	5	1,736	1,742	6	75	74	-1	
Prfhoda, Ludek	5	1,629	1,643	14	76	74	-2	2nd Round, Division B, 4 Tour
Marek, František	3	1,596	1,582	-14	75	74	-1	
Pala, Aleš	2	1,580	1,559	-21	81	80	-1	2nd Round, Division B, 4 Tour
Holub, Lukáš	4	1,502	1,527	25	88	86	-2	
Zupančič, Domen	5	1,550	1,576	26	81	80	-1	2nd Round, Division B, 4 Tour
Hudec, Karol	1	1,733	1,714	-19	69	69	0	
Kurzemnieks, Krišjānis	3	1,640	1,638	-2	67	66	-1	2nd Round, Division B, 4 Tour
Vomáčka, Roman	3	1,586	1,589	3	85	83	-2	
Gripp, Annika	6	1,622	1,631	9	52	52	0	2nd Round, Division B, 4 Tour
Dion, Martin	3	1,672	1,657	-15	69	68	-1	
Кондрашевський, Любомир	1	1,666	1,643	-23	79	78	-1	2nd Round, Division B, 4 Tour
Tabara, Oskar	3	1,527	1,556	29	89	87	-2	
Janouškovec, Jan	5	1,616	1,623	7	77	76	-1	2nd Round, Division B, 4 Tour
Kurka, Josef	5	1,771	1,765	-6	75	74	-1	
Ševr, Miloš	0	1,742	1,727	-15	73	72	-1	2nd Round, Division B, 4 Tour
Vácha, Jiří	2	1,742	1,757	15	74	73	-1	
Lopaur, Zdeněk	6	1,796	1,801	5	73	73	0	2nd Round, Division B, 4 Tour
Gruncl, Ondřej	2	1,491	1,485	-6	84	83	-1	
Marek, František	4	1,582	1,594	12	74	73	-1	2nd Round, Division B, 5 Tour
Holub, Lukáš	0	1,527	1,510	-17	86	84	-2	
Prfhoda, Ludek	1	1,643	1,631	-12	74	74	0	2nd Round, Division B, 5 Tour
Hudec, Karol	6	1,714	1,724	10	69	68	-1	
Pala, Aleš	3	1,559	1,577	18	80	78	-2	2nd Round, Division B, 5 Tour
Vomáčka, Roman	1	1,589	1,569	-20	83	82	-1	
Zupančič, Domen	2	1,576	1,563	-13	80	79	-1	2nd Round, Division B, 5 Tour
Dion, Martin	4	1,657	1,667	10	68	67	-1	
Kurzemnieks, Krišjānis	4	1,638	1,647	9	66	66	0	2nd Round, Division B, 5 Tour
Tabara, Oskar	0	1,556	1,540	-16	87	86	-1	

Table 3: (Continuation List of games)

Player	Result	Glicko old	Glicko new	$\Delta$ Glicko	RD old	RD new	$\Delta$ RD	Comment
Gripp, Annika	4	1,631	1,637	6	52	52	0	2nd Round, Division B, 5 Tour
Kurka, Josef	3	1,765	1,751	-14	74	73	-1	
Кондрашевський, Любомир	1	1,643	1,631	-12	78	77	-1	2nd Round, Division B, 5 Tour
Vácha, Jiří	8	1,757	1,767	10	73	72	-1	
Janouškovec, Jan	3	1,623	1,633	10	76	75	-1	2nd Round, Division B, 5 Tour
Gruncl, Ondřej	1	1,485	1,473	-12	83	82	-1	
Ševr, Miloš	2	1,727	1,723	-4	72	71	-1	2nd Round, Division B, 5 Tour
Lopaur, Zdeněk	3	1,801	1,805	4	73	72	-1	
Holub, Lukáš	2	1,510	1,501	-9	84	83	-1	2nd Round, Division B, 6 Tour
Hudec, Karol	5	1,724	1,730	6	68	67	-1	
Marek, František	2	1,594	1,586	-8	73	72	-1	2nd Round, Division B, 6 Tour
Vomáčka, Roman	3	1,569	1,579	10	82	80	-2	
Prfhoda, Ludek	5	1,631	1,648	17	74	73	-1	2nd Round, Division B, 6 Tour
Dion, Martin	1	1,667	1,653	-14	67	66	-1	
Pala, Aleš	0	1,577	1,567	-10	78	77	-1	2nd Round, Division B, 6 Tour
Tabara, Oskar	1	1,540	1,552	12	86	84	-2	
Zupančič, Domen	3	1,563	1,588	25	79	78	-1	2nd Round, Division B, 6 Tour
Kurka, Josef	0	1,751	1,729	-22	73	73	0	
Kurzemnieks, Krišjānis	3	1,647	1,645	-2	66	66	0	2nd Round, Division B, 6 Tour
Vácha, Jiří	4	1,767	1,770	3	72	71	-1	
Gripp, Annika	5	1,637	1,642	5	52	51	-1	2nd Round, Division B, 6 Tour
Gruncl, Ondřej	1	1,473	1,463	-10	82	81	-1	
Кондрашевський, Любомир	4	1,631	1,639	8	77	76	-1	2nd Round, Division B, 6 Tour
Lopaur, Zdeněk	4	1,805	1,799	-6	72	71	-1	
Janouškovec, Jan	4	1,633	1,652	19	75	74	-1	2nd Round, Division B, 6 Tour
Ševr, Miloš	1	1,723	1,706	-17	71	70	-1	
Hudec, Karol	3	1,730	1,738	8	67	67	0	2nd Round, Division B, 7 Tour
Vomáčka, Roman	0	1,579	1,569	-10	80	79	-1	
Holub, Lukáš	1	1,501	1,490	-11	83	82	-1	2nd Round, Division B, 7 Tour
Dion, Martin	4	1,653	1,660	7	66	66	0	
Marek, František	7	1,586	1,599	13	72	71	-1	2nd Round, Division B, 7 Tour
Tabara, Oskar	1	1,552	1,535	-17	84	82	-2	
Prfhoda, Ludek	3	1,648	1,644	-4	73	72	-1	2nd Round, Division B, 7 Tour
Kurka, Josef	4	1,729	1,733	4	73	72	-1	
Pala, Aleš	2	1,567	1,559	-8	77	76	-1	2nd Round, Division B, 7 Tour
Vácha, Jiří	6	1,770	1,776	6	71	71	0	
Zupančič, Domen	4	1,588	1,599	11	78	76	-2	2nd Round, Division B, 7 Tour
Gruncl, Ondřej	1	1,463	1,451	-12	81	79	-2	
Kurzemnieks, Krišjānis	3	1,645	1,650	5	66	65	-1	2nd Round, Division B, 7 Tour
Lopaur, Zdeněk	3	1,799	1,793	-6	71	70	-1	
Gripp, Annika	1	1,642	1,636	-6	51	51	0	2nd Round, Division B, 7 Tour
Ševr, Miloš	4	1,706	1,717	11	70	69	-1	
Кондрашевський, Любомир	6	1,639	1,639	0	76	75	-1	2nd Round, Division B, 7 Tour
Janouškovec, Jan	6	1,652	1,652	0	74	73	-1	
Vomáčka, Roman	1	1,569	1,565	-4	79	78	-1	2nd Round, Division B, 8 Tour
Dion, Martin	2	1,660	1,663	3	66	65	-1	

Table 3: (Continuation List of games)

Player	Result	Glicko old	Glicko new	$\Delta$ Glicko	RD old	RD new	$\Delta$ RD	Comment
Hudec, Karol	3	1,738	1,731	-7	67	66	-1	2nd Round, Division B, 8 Tour
Tabara, Oskar	3	1,535	1,545	10	82	81	-1	
Holub, Lukáš	2	1,490	1,510	20	82	81	-1	2nd Round, Division B, 8 Tour
Kurka, Josef	1	1,733	1,718	-15	72	72	0	
Marek, František	1	1,599	1,591	-8	71	70	-1	2nd Round, Division B, 8 Tour
Vácha, Jiří	4	1,776	1,784	8	71	70	-1	
Prfhoda, Ludek	5	1,644	1,651	7	72	71	-1	2nd Round, Division B, 8 Tour
Gruncl, Ondřej	2	1,451	1,442	-9	79	79	0	
Pala, Aleš	2	1,559	1,552	-7	76	76	0	2nd Round, Division B, 8 Tour
Lopaur, Zdeněk	4	1,793	1,799	6	70	70	0	
Zupančič, Domen	3	1,599	1,604	5	76	75	-1	2nd Round, Division B, 8 Tour
Ševr, Miloš	3	1,717	1,713	-4	69	68	-1	
Kurzemnieks, Krišjānis	2	1,650	1,644	-6	65	65	0	2nd Round, Division B, 8 Tour
Janouškovec, Jan	3	1,652	1,659	7	73	72	-1	
Gripp, Annika	3	1,636	1,636	0	51	51	0	2nd Round, Division B, 8 Tour
Кондрашевський, Любомир	3	1,639	1,639	0	75	74	-1	
Dion, Martin	4	1,663	1,660	-3	65	64	-1	2nd Round, Division B, 9 Tour
Tabara, Oskar	4	1,545	1,550	5	81	80	-1	
Vomáčka, Roman	3	1,565	1,588	23	78	77	-1	2nd Round, Division B, 9 Tour
Kurka, Josef	1	1,718	1,698	-20	72	71	-1	
Hudec, Karol	2	1,731	1,721	-10	66	66	0	2nd Round, Division B, 9 Tour
Vácha, Jiří	4	1,784	1,795	11	70	69	-1	
Holub, Lukáš	3	1,510	1,498	-12	81	80	-1	2nd Round, Division B, 9 Tour
Gruncl, Ondřej	4	1,442	1,454	12	79	77	-2	
Marek, František	2	1,591	1,585	-6	70	70	0	2nd Round, Division B, 9 Tour
Lopaur, Zdeněk	6	1,799	1,805	6	70	69	-1	
Prfhoda, Ludek	4	1,651	1,646	-5	71	71	0	2nd Round, Division B, 9 Tour
Ševr, Miloš	5	1,713	1,717	4	68	67	-1	
Pala, Aleš	2	1,552	1,541	-11	76	75	-1	2nd Round, Division B, 9 Tour
Janouškovec, Jan	4	1,659	1,669	10	72	71	-1	
Zupančič, Domen	2	1,604	1,590	-14	75	74	-1	2nd Round, Division B, 9 Tour
Кондрашевський, Любомир	5	1,639	1,653	14	74	73	-1	
Kurzemnieks, Krišjānis	5	1,644	1,656	12	65	64	-1	2nd Round, Division B, 9 Tour
Gripp, Annika	2	1,636	1,629	-7	51	51	0	
Tabara, Oskar	1	1,550	1,543	-7	80	79	-1	2nd Round, Division B, 10 Tour
Vácha, Jiří	3	1,795	1,801	6	69	69	0	
Dion, Martin	6	1,660	1,665	5	64	64	0	2nd Round, Division B, 10 Tour
Gruncl, Ondřej	2	1,454	1,446	-8	77	77	0	
Vomáčka, Roman	1	1,588	1,581	-7	77	76	-1	2nd Round, Division B, 10 Tour
Lopaur, Zdeněk	4	1,805	1,811	6	69	69	0	
Hudec, Karol	4	1,721	1,709	-12	66	65	-1	2nd Round, Division B, 10 Tour
Ševr, Miloš	6	1,717	1,729	12	67	66	-1	
Holub, Lukáš	0	1,498	1,488	-10	80	79	-1	2nd Round, Division B, 10 Tour
Janouškovec, Jan	11	1,669	1,677	8	71	71	0	
Marek, František	6	1,585	1,601	16	70	69	-1	2nd Round, Division B, 10 Tour
Кондрашевський, Любомир	1	1,653	1,635	-18	73	73	0	

Table 3: (Continuation List of games)

Player	Result	Glicko old	Glicko new	$\Delta$ Glicko	RD old	RD new	$\Delta$ RD	Comment
Príhoda, Ludek	3	1,646	1,639	-7	71	70	-1	2nd Round, Division B, 10 Tour
Gripp, Annika	4	1,629	1,633	4	51	50	-1	
Pala, Aleš	2	1,541	1,538	-3	75	74	-1	2nd Round, Division B, 10 Tour
Kurzemnieks, Krišjānis	3	1,656	1,658	2	64	64	0	
Kurka, Josef	4	1,698	1,689	-9	71	71	0	2nd Round, Division B, 11 Tour
Gruncl, Ondřej	4	1,446	1,456	10	77	76	-1	
Tabara, Oskar	0	1,543	1,537	-6	79	79	0	2nd Round, Division B, 11 Tour
Lopaur, Zdeněk	2	1,811	1,816	5	69	68	-1	
Dion, Martin	4	1,665	1,678	13	64	63	-1	2nd Round, Division B, 11 Tour
Ševr, Miloš	0	1,729	1,715	-14	66	65	-1	
Vomáčka, Roman	0	1,581	1,569	-12	76	75	-1	2nd Round, Division B, 11 Tour
Janouškovec, Jan	2	1,677	1,687	10	71	70	-1	
Hudec, Karol	7	1,709	1,718	9	65	64	-1	2nd Round, Division B, 11 Tour
Кондрашевський, Любомир	2	1,635	1,624	-11	73	72	-1	
Holub, Lukáš	1	1,488	1,478	-10	79	78	-1	2nd Round, Division B, 11 Tour
Gripp, Annika	7	1,633	1,637	4	50	50	0	
Marek, František	0	1,601	1,590	-11	69	68	-1	2nd Round, Division B, 11 Tour
Kurzemnieks, Krišjānis	5	1,658	1,668	10	64	64	0	
Príhoda, Ludek	3	1,639	1,650	11	70	69	-1	2nd Round, Division B, 11 Tour
Zupančič, Domen	0	1,590	1,577	-13	74	73	-1	
Vácha, Jiří	3	1,801	1,788	-13	69	68	-1	2nd Round, Division B, 12 Tour
Lopaur, Zdeněk	5	1,816	1,829	13	68	68	0	
Kurka, Josef	5	1,689	1,690	1	71	70	-1	2nd Round, Division B, 12 Tour
Ševr, Miloš	5	1,715	1,714	-1	65	64	-1	
Tabara, Oskar	3	1,537	1,552	15	79	78	-1	2nd Round, Division B, 12 Tour
Janouškovec, Jan	2	1,687	1,675	-12	70	70	0	
Dion, Martin	6	1,678	1,687	9	63	62	-1	2nd Round, Division B, 12 Tour
Кондрашевський, Любомир	2	1,624	1,612	-12	72	71	-1	
Vomáčka, Roman	1	1,569	1,572	3	75	74	-1	2nd Round, Division B, 12 Tour
Gripp, Annika	1	1,637	1,636	-1	50	50	0	
Hudec, Karol	6	1,718	1,728	10	64	64	0	2nd Round, Division B, 12 Tour
Kurzemnieks, Krišjānis	4	1,668	1,658	-10	64	63	-1	
Holub, Lukáš	2	1,478	1,466	-12	78	77	-1	2nd Round, Division B, 12 Tour
Zupančič, Domen	5	1,577	1,588	11	73	72	-1	
Marek, František	4	1,590	1,601	11	68	67	-1	2nd Round, Division B, 12 Tour
Pala, Aleš	2	1,538	1,526	-12	74	73	-1	
Gruncl, Ondřej	3	1,456	1,466	10	76	76	0	2nd Round, Division B, 13 Tour
Ševr, Miloš	3	1,714	1,707	-7	64	64	0	
Vácha, Jiří	3	1,788	1,797	9	68	67	-1	2nd Round, Division B, 13 Tour
Janouškovec, Jan	1	1,675	1,666	-9	70	69	-1	
Kurka, Josef	5	1,690	1,701	11	70	70	0	2nd Round, Division B, 13 Tour
Кондрашевський, Любомир	1	1,612	1,601	-11	71	70	-1	
Tabara, Oskar	4	1,552	1,573	21	78	77	-1	2nd Round, Division B, 13 Tour
Gripp, Annika	2	1,636	1,627	-9	50	50	0	
Dion, Martin	1	1,687	1,686	-1	62	61	-1	2nd Round, Division B, 13 Tour
Kurzemnieks, Krišjānis	1	1,658	1,659	1	63	63	0	

Table 3: (Continuation List of games)

Player	Result	Glicko old	Glicko new	$\Delta$ Glicko	RD old	RD new	$\Delta$ RD	Comment
Vomáčka, Roman	3	1,572	1,580	8	74	73	-1	2nd Round, Division B, 13 Tour
Zupančič, Domen	2	1,588	1,580	-8	72	71	-1	
Hudec, Karol	7	1,728	1,734	6	64	63	-1	2nd Round, Division B, 13 Tour
Pala, Aleš	2	1,526	1,518	-8	73	72	-1	
Holub, Lukáš	2	1,466	1,457	-9	77	76	-1	2nd Round, Division B, 13 Tour
Prfhoda, Ludek	4	1,650	1,657	7	69	69	0	
Lopaur, Zdeněk	4	1,829	1,823	-6	68	67	-1	2nd Round, Division B, 14 Tour
Janouškovec, Jan	4	1,666	1,672	6	69	68	-1	
Gruncel, Ondřej	3	1,466	1,487	21	76	75	-1	2nd Round, Division B, 14 Tour
Кондрашевський, Любомир	1	1,601	1,582	-19	70	70	0	
Vácha, Jiří	4	1,797	1,804	7	67	67	0	2nd Round, Division B, 14 Tour
Gripp, Annika	2	1,627	1,623	-4	50	49	-1	
Kurka, Josef	2	1,701	1,686	-15	70	69	-1	2nd Round, Division B, 14 Tour
Kurzemnieks, Krišjānis	5	1,659	1,671	12	63	63	0	
Tabara, Oskar	0	1,573	1,565	-8	77	76	-1	2nd Round, Division B, 14 Tour
Zupančič, Domen	1	1,580	1,587	7	71	70	-1	
Dion, Martin	2	1,686	1,671	-15	61	61	0	2nd Round, Division B, 14 Tour
Pala, Aleš	4	1,518	1,539	21	72	72	0	
Vomáčka, Roman	4	1,580	1,598	18	73	72	-1	2nd Round, Division B, 14 Tour
Prfhoda, Ludek	2	1,657	1,641	-16	69	68	-1	
Hudec, Karol	5	1,734	1,741	7	63	63	0	2nd Round, Division B, 14 Tour
Marek, František	0	1,601	1,593	-8	67	67	0	
Ševr, Miloš	3	1,707	1,715	8	64	63	-1	2nd Round, Division B, 15 Tour
Кондрашевський, Любомир	0	1,582	1,573	-9	70	69	-1	
Lopaur, Zdeněk	5	1,823	1,829	6	67	66	-1	2nd Round, Division B, 15 Tour
Gripp, Annika	1	1,623	1,620	-3	49	49	0	
Gruncel, Ondřej	2	1,487	1,495	8	75	74	-1	2nd Round, Division B, 15 Tour
Kurzemnieks, Krišjānis	2	1,671	1,666	-5	63	62	-1	
Vácha, Jiří	4	1,804	1,810	6	67	66	-1	2nd Round, Division B, 15 Tour
Zupančič, Domen	1	1,587	1,580	-7	70	70	0	
Kurka, Josef	8	1,686	1,694	8	69	69	0	2nd Round, Division B, 15 Tour
Pala, Aleš	4	1,539	1,531	-8	72	71	-1	
Tabara, Oskar	1	1,565	1,561	-4	76	75	-1	2nd Round, Division B, 15 Tour
Prfhoda, Ludek	2	1,641	1,645	4	68	68	0	
Dion, Martin	4	1,671	1,679	8	61	60	-1	2nd Round, Division B, 15 Tour
Marek, František	1	1,593	1,583	-10	67	66	-1	
Vomáčka, Roman	2	1,598	1,593	-5	72	72	0	2nd Round, Division B, 15 Tour
Holub, Lukáš	2	1,457	1,463	6	76	75	-1	
Janouškovec, Jan	1	1,672	1,657	-15	68	68	0	2nd Round, Division B, 16 Tour
Gripp, Annika	7	1,620	1,628	8	49	49	0	
Ševr, Miloš	0	1,715	1,702	-13	63	63	0	2nd Round, Division B, 16 Tour
Kurzemnieks, Krišjānis	2	1,666	1,678	12	62	62	0	
Lopaur, Zdeněk	1	1,829	1,816	-13	66	66	0	2nd Round, Division B, 16 Tour
Zupančič, Domen	2	1,580	1,595	15	70	69	-1	
Gruncel, Ondřej	1	1,495	1,481	-14	74	73	-1	2nd Round, Division B, 16 Tour
Pala, Aleš	3	1,531	1,543	12	71	70	-1	
Vácha, Jiří	9	1,810	1,817	7	66	66	0	2nd Round, Division B, 16 Tour
Prfhoda, Ludek	4	1,645	1,638	-7	68	67	-1	

Table 3: (Continuation List of games)

Player	Result	Glicko old	Glicko new	$\Delta$ Glicko	RD old	RD new	$\Delta$ RD	Comment
Kurka, Josef	2	1,694	1,683	-11	69	68	-1	2nd Round, Division B, 16 Tour
Marek, František	3	1,583	1,593	10	66	66	0	
Tabara, Oskar	2	1,561	1,572	11	75	74	-1	2nd Round, Division B, 16 Tour
Holub, Lukáš	0	1,463	1,452	-11	75	74	-1	
Dion, Martin	2	1,679	1,681	2	60	59	-1	2nd Round, Division B, 16 Tour
Hudec, Karol	2	1,741	1,739	-2	63	62	-1	
Кондрашевський, Любомир	1	1,573	1,564	-9	69	69	0	2nd Round, Division B, 17 Tour
Kurzemieks, Krišjānis	5	1,678	1,686	8	62	62	0	
Janouškovec, Jan	2	1,657	1,667	10	68	67	-1	2nd Round, Division B, 17 Tour
Zupančič, Domen	0	1,595	1,584	-11	69	68	-1	
Ševr, Miloš	10	1,702	1,708	6	63	62	-1	2nd Round, Division B, 17 Tour
Pala, Aleš	1	1,543	1,535	-8	70	70	0	
Lopaur, Zdeněk	3	1,816	1,816	0	66	66	0	2nd Round, Division B, 17 Tour
Průhoda, Ludek	2	1,638	1,637	-1	67	67	0	
Gruncl, Ondřej	0	1,481	1,471	-10	73	72	-1	2nd Round, Division B, 17 Tour
Marek, František	4	1,593	1,601	8	66	65	-1	
Vácha, Jiří	6	1,817	1,820	3	66	66	0	2nd Round, Division B, 17 Tour
Holub, Lukáš	3	1,452	1,448	-4	74	74	0	
Kurka, Josef	2	1,683	1,672	-11	68	68	0	2nd Round, Division B, 17 Tour
Hudec, Karol	5	1,739	1,748	9	62	62	0	
Tabara, Oskar	4	1,572	1,573	1	74	73	-1	2nd Round, Division B, 17 Tour
Vomáčka, Roman	4	1,593	1,592	-1	72	71	-1	
Gripp, Annika	5	1,628	1,634	6	49	49	0	2nd Round, Division B, 18 Tour
Zupančič, Domen	1	1,584	1,573	-11	68	67	-1	
Кондрашевський, Любомир	2	1,564	1,556	-8	69	68	-1	2nd Round, Division B, 18 Tour
Pala, Aleš	3	1,535	1,543	8	70	69	-1	
Janouškovec, Jan	6	1,667	1,678	11	67	66	-1	2nd Round, Division B, 18 Tour
Průhoda, Ludek	2	1,637	1,626	-11	67	66	-1	
Ševr, Miloš	4	1,708	1,716	8	62	62	0	2nd Round, Division B, 18 Tour
Marek, František	1	1,601	1,593	-8	65	65	0	
Lopaur, Zdeněk	7	1,816	1,819	3	66	66	0	2nd Round, Division B, 18 Tour
Holub, Lukáš	2	1,448	1,445	-3	74	74	0	
Gruncl, Ondřej	5	1,471	1,495	24	72	72	0	2nd Round, Division B, 18 Tour
Hudec, Karol	1	1,748	1,730	-18	62	62	0	
Vácha, Jiří	3	1,820	1,825	5	66	66	0	2nd Round, Division B, 18 Tour
Vomáčka, Roman	0	1,592	1,586	-6	71	71	0	
Kurka, Josef	3	1,672	1,673	1	68	67	-1	2nd Round, Division B, 18 Tour
Dion, Martin	3	1,681	1,681	0	59	59	0	
Разкевич, Михайло	4	1,631	1,638	7	66	65	-1	2nd Round, Division C, 1 Tour
Hansson, Jan-Olof	2	1,465	1,458	-7	68	67	-1	
Pohofalý, Pavel	4	1,615	1,618	3	81	81	0	2nd Round, Division C, 1 Tour
Werner, Filip	2	1,145	1,128	-17	221	211	-10	
Herold, Adam	3	1,662	1,644	-18	82	81	-1	2nd Round, Division C, 1 Tour
Jerabek, Daniel	4	1,452	1,476	24	93	92	-1	
Remeika, Gintautas	1	1,631	1,636	5	60	60	0	2nd Round, Division C, 1 Tour
Nechutný, Hynek	0	1,612	1,606	-6	75	73	-2	
Saulītis, Renārs	2	1,386	1,376	-10	78	76	-2	2nd Round, Division C, 1 Tour
Klazar, Petr	3	1,360	1,371	11	86	84	-2	

Table 3: (Continuation List of games)

Player	Result	Glicko old	Glicko new	$\Delta$ Glicko	RD old	RD new	$\Delta$ RD	Comment
Moravec ml., Michael	3	1,509	1,508	-1	80	79	-1	2nd Round, Division C, 1 Tour
Kasnar, Vojtěch	2	1,272	1,276	4	138	132	-6	
Tabara, Oliver	3	1,364	1,343	-21	141	132	-9	2nd Round, Division C, 1 Tour
Vacke, Vojtěch	4	1,388	1,397	9	93	91	-2	
Sedláček, Josef	5	1,610	1,621	11	79	78	-1	2nd Round, Division C, 1 Tour
Zemčickis, Jānis	0	1,490	1,481	-9	70	69	-1	
Moravec St., Martin	2	1,529	1,515	-14	86	84	-2	2nd Round, Division C, 1 Tour
Hrnčář, Radek	3	1,441	1,459	18	95	92	-3	
Hansson, Jan-Olof	3	1,458	1,462	4	67	67	0	2nd Round, Division C, 2 Tour
Werner, Filip	1	1,128	1,099	-29	211	196	-15	
Разкевич, Михайло	7	1,638	1,644	6	65	65	0	2nd Round, Division C, 2 Tour
Jerabek, Daniel	0	1,476	1,463	-13	92	90	-2	
Pohořalý, Pavel	3	1,618	1,636	18	81	79	-2	2nd Round, Division C, 2 Tour
Nechutný, Hynek	0	1,606	1,592	-14	73	72	-1	
Herold, Adam	3	1,644	1,650	6	81	80	-1	2nd Round, Division C, 2 Tour
Klazar, Petr	1	1,371	1,364	-7	84	83	-1	
Remeika, Gintautas	2	1,636	1,634	-2	60	60	0	2nd Round, Division C, 2 Tour
Kasnar, Vojtěch	1	1,276	1,289	13	132	129	-3	
Saulītis, Renārs	7	1,376	1,393	17	76	75	-1	2nd Round, Division C, 2 Tour
Vacke, Vojtěch	2	1,397	1,374	-23	91	89	-2	
Moravec ml., Michael	5	1,508	1,523	15	79	78	-1	2nd Round, Division C, 2 Tour
Zemčickis, Jānis	1	1,481	1,469	-12	69	68	-1	
Tabara, Oliver	1	1,343	1,356	13	132	125	-7	2nd Round, Division C, 2 Tour
Hrnčář, Radek	1	1,459	1,452	-7	92	90	-2	
Sedláček, Josef	3	1,621	1,633	12	78	77	-1	2nd Round, Division C, 2 Tour
Moravec St., Martin	0	1,515	1,501	-14	84	83	-1	
Werner, Filip	2	1,099	1,077	-22	196	185	-11	2nd Round, Division C, 3 Tour
Jerabek, Daniel	7	1,463	1,469	6	90	89	-1	
Hansson, Jan-Olof	2	1,462	1,466	4	67	66	-1	2nd Round, Division C, 3 Tour
Nechutný, Hynek	2	1,592	1,587	-5	72	71	-1	
Разкевич, Михайло	4	1,644	1,649	5	65	65	0	2nd Round, Division C, 3 Tour
Klazar, Petr	1	1,364	1,358	-6	83	82	-1	
Pohořalý, Pavel	4	1,636	1,640	4	79	79	0	2nd Round, Division C, 3 Tour
Kasnar, Vojtěch	1	1,289	1,277	-12	129	126	-3	
Herold, Adam	3	1,650	1,648	-2	80	79	-1	2nd Round, Division C, 3 Tour
Vacke, Vojtěch	2	1,374	1,377	3	89	88	-1	
Remeika, Gintautas	0	1,634	1,619	-15	60	59	-1	2nd Round, Division C, 3 Tour
Zemčickis, Jānis	2	1,469	1,488	19	68	68	0	
Saulītis, Renārs	4	1,393	1,411	18	75	74	-1	2nd Round, Division C, 3 Tour
Hrnčář, Radek	1	1,452	1,427	-25	90	88	-2	
Moravec ml., Michael	6	1,523	1,539	16	78	76	-2	2nd Round, Division C, 3 Tour
Moravec St., Martin	0	1,501	1,484	-17	83	81	-2	
Tabara, Oliver	3	1,356	1,424	68	125	121	-4	2nd Round, Division C, 3 Tour
Sedláček, Josef	0	1,633	1,608	-25	77	76	-1	
Jerabek, Daniel	2	1,469	1,454	-15	89	87	-2	2nd Round, Division C, 4 Tour
Nechutný, Hynek	5	1,587	1,596	9	71	70	-1	
Werner, Filip	1	1,077	1,048	-29	185	173	-12	2nd Round, Division C, 4 Tour
Klazar, Petr	4	1,358	1,364	6	82	81	-1	

Table 3: (Continuation List of games)

Player	Result	Glicko old	Glicko new	$\Delta$ Glicko	RD old	RD new	$\Delta$ RD	Comment
Hansson, Jan-Olof	7	1,466	1,472	6	66	66	0	2nd Round, Division C, 4 Tour
Kasnar, Vojtěch	1	1,277	1,256	-21	126	121	-5	
Разкевич, Михайло	3	1,649	1,653	4	65	65	0	2nd Round, Division C, 4 Tour
Vacke, Vojtěch	0	1,377	1,369	-8	88	87	-1	
Pohořalý, Pavel	4	1,640	1,650	10	79	78	-1	2nd Round, Division C, 4 Tour
Zemčickis, Jānis	1	1,488	1,480	-8	68	67	-1	
Herold, Adam	3	1,648	1,630	-18	79	78	-1	2nd Round, Division C, 4 Tour
Hrnčář, Radek	4	1,427	1,449	22	88	86	-2	
Remeika, Gintautas	4	1,619	1,621	2	59	59	0	2nd Round, Division C, 4 Tour
Moravec St., Martin	3	1,484	1,482	-2	81	80	-1	
Saulītis, Renārs	4	1,411	1,433	22	74	73	-1	2nd Round, Division C, 4 Tour
Sedláček, Josef	2	1,608	1,584	-24	76	75	-1	
Moravec ml., Michael	3	1,539	1,534	-5	76	75	-1	2nd Round, Division C, 4 Tour
Tabara, Oliver	3	1,424	1,435	11	121	115	-6	
Nechutný, Hůnek	2	1,596	1,588	-8	70	70	0	2nd Round, Division C, 5 Tour
Klazar, Petr	2	1,364	1,374	10	81	80	-1	
Jerabek, Daniel	1	1,454	1,454	0	87	86	-1	2nd Round, Division C, 5 Tour
Kasnar, Vojtěch	0	1,256	1,256	0	121	116	-5	
Werner, Filip	2	1,048	1,101	53	173	164	-9	2nd Round, Division C, 5 Tour
Vacke, Vojtěch	2	1,369	1,357	-12	87	86	-1	
Hansson, Jan-Olof	1	1,472	1,466	-6	66	65	-1	2nd Round, Division C, 5 Tour
Zemčickis, Jānis	2	1,480	1,486	6	67	67	0	
Разкевич, Михайло	6	1,653	1,658	5	65	64	-1	2nd Round, Division C, 5 Tour
Hrnčář, Radek	0	1,449	1,439	-10	86	85	-1	
Pohořalý, Pavel	1	1,650	1,635	-15	78	77	-1	2nd Round, Division C, 5 Tour
Moravec St., Martin	2	1,482	1,498	16	80	79	-1	
Herold, Adam	2	1,630	1,628	-2	78	77	-1	2nd Round, Division C, 5 Tour
Sedláček, Josef	2	1,584	1,586	2	75	74	-1	
Remeika, Gintautas	4	1,621	1,626	5	59	59	0	2nd Round, Division C, 5 Tour
Tabara, Oliver	2	1,435	1,417	-18	115	111	-4	
Saulītis, Renārs	1	1,433	1,430	-3	73	73	0	2nd Round, Division C, 5 Tour
Moravec ml., Michael	2	1,534	1,538	4	75	74	-1	
Klazar, Petr	3	1,374	1,386	12	80	79	-1	2nd Round, Division C, 6 Tour
Kasnar, Vojtěch	0	1,256	1,233	-23	116	111	-5	
Nechutný, Hůnek	3	1,588	1,581	-7	70	69	-1	2nd Round, Division C, 6 Tour
Vacke, Vojtěch	3	1,357	1,369	12	86	85	-1	
Jerabek, Daniel	2	1,454	1,446	-8	86	84	-2	2nd Round, Division C, 6 Tour
Zemčickis, Jānis	3	1,486	1,491	5	67	66	-1	
Werner, Filip	2	1,101	1,083	-18	164	157	-7	2nd Round, Division C, 6 Tour
Hrnčář, Radek	4	1,439	1,445	6	85	85	0	
Hansson, Jan-Olof	6	1,466	1,479	13	65	65	0	2nd Round, Division C, 6 Tour
Moravec St., Martin	2	1,498	1,479	-19	79	77	-2	
Разкевич, Михайло	3	1,658	1,656	-2	64	64	0	2nd Round, Division C, 6 Tour
Sedláček, Josef	3	1,586	1,589	3	74	73	-1	
Pohořalý, Pavel	3	1,635	1,642	7	77	76	-1	2nd Round, Division C, 6 Tour
Tabara, Oliver	1	1,417	1,402	-15	111	108	-3	
Herold, Adam	2	1,628	1,632	4	77	76	-1	2nd Round, Division C, 6 Tour
Moravec ml., Michael	1	1,538	1,534	-4	74	73	-1	

Table 3: (Continuation List of games)

Player	Result	Glicko old	Glicko new	$\Delta$ Glicko	RD old	RD new	$\Delta$ RD	Comment
Remeika, Gintautas	0	1,626	1,611	-15	59	58	-1	2nd Round, Division C, 6 Tour
Saulītis, Renārs	2	1,430	1,452	22	73	72	-1	
Kasnar, Vojtěch	3	1,233	1,244	11	111	107	-4	2nd Round, Division C, 7 Tour
Vacke, Vojtěch	3	1,369	1,362	-7	85	84	-1	
Klazar, Petr	0	1,386	1,374	-12	79	78	-1	2nd Round, Division C, 7 Tour
Zemčickis, Jānis	2	1,491	1,500	9	66	65	-1	
Nechutný, Hýnek	4	1,581	1,589	8	69	68	-1	2nd Round, Division C, 7 Tour
Hrnčář, Radek	0	1,445	1,432	-13	85	83	-2	
Jerabek, Daniel	2	1,446	1,429	-17	84	82	-2	2nd Round, Division C, 7 Tour
Moravec St., Martin	6	1,479	1,494	15	77	76	-1	
Werner, Filip	0	1,083	1,075	-8	157	154	-3	2nd Round, Division C, 7 Tour
Sedláček, Josef	3	1,589	1,591	2	73	73	0	
Hansson, Jan-Olof	1	1,479	1,466	-13	65	64	-1	2nd Round, Division C, 7 Tour
Tabara, Oliver	4	1,402	1,439	37	108	104	-4	
Разкевич, Михайло	3	1,656	1,664	8	64	63	-1	2nd Round, Division C, 7 Tour
Moravec ml., Michael	1	1,534	1,524	-10	73	72	-1	
Pohořalý, Pavel	3	1,642	1,634	-8	76	75	-1	2nd Round, Division C, 7 Tour
Saulītis, Renārs	3	1,452	1,459	7	72	71	-1	
Herold, Adam	2	1,632	1,639	7	76	75	-1	2nd Round, Division C, 7 Tour
Remeika, Gintautas	1	1,611	1,607	-4	58	58	0	
Vacke, Vojtěch	5	1,362	1,388	26	84	83	-1	2nd Round, Division C, 8 Tour
Zemčickis, Jānis	2	1,500	1,484	-16	65	65	0	
Kasnar, Vojtěch	0	1,244	1,229	-15	107	104	-3	2nd Round, Division C, 8 Tour
Hrnčář, Radek	2	1,432	1,442	10	83	82	-1	
Klazar, Petr	2	1,374	1,379	5	78	77	-1	2nd Round, Division C, 8 Tour
Moravec St., Martin	2	1,494	1,489	-5	76	75	-1	
Nechutný, Hýnek	2	1,589	1,576	-13	68	67	-1	2nd Round, Division C, 8 Tour
Sedláček, Josef	4	1,591	1,605	14	73	72	-1	
Jerabek, Daniel	1	1,429	1,420	-9	82	81	-1	2nd Round, Division C, 8 Tour
Tabara, Oliver	2	1,439	1,452	13	104	100	-4	
Werner, Filip	0	1,075	1,066	-9	154	151	-3	2nd Round, Division C, 8 Tour
Moravec ml., Michael	6	1,524	1,526	2	72	72	0	
Hansson, Jan-Olof	3	1,466	1,477	11	64	64	0	2nd Round, Division C, 8 Tour
Saulītis, Renārs	0	1,459	1,445	-14	71	70	-1	
Разкевич, Михайло	2	1,664	1,651	-13	63	63	0	2nd Round, Division C, 8 Tour
Remeika, Gintautas	6	1,607	1,618	11	58	58	0	
Pohořalý, Pavel	2	1,634	1,635	1	75	74	-1	2nd Round, Division C, 8 Tour
Herold, Adam	2	1,639	1,639	0	75	74	-1	
Zemčickis, Jānis	3	1,484	1,482	-2	65	64	-1	2nd Round, Division C, 9 Tour
Hrnčář, Radek	3	1,442	1,444	2	82	80	-2	
Vacke, Vojtěch	1	1,388	1,393	5	83	81	-2	2nd Round, Division C, 9 Tour
Moravec St., Martin	1	1,489	1,485	-4	75	74	-1	
Kasnar, Vojtěch	0	1,229	1,237	8	104	103	-1	2nd Round, Division C, 9 Tour
Sedláček, Josef	1	1,605	1,601	-4	72	72	0	
Klazar, Petr	1	1,379	1,367	-12	77	76	-1	2nd Round, Division C, 9 Tour
Tabara, Oliver	5	1,452	1,474	22	100	97	-3	
Nechutný, Hýnek	1	1,576	1,569	-7	67	66	-1	2nd Round, Division C, 9 Tour
Moravec ml., Michael	2	1,526	1,535	9	72	71	-1	

Table 3: (Continuation List of games)

Player	Result	Glicko old	Glicko new	$\Delta$ Glicko	RD old	RD new	$\Delta$ RD	Comment
Jerabek, Daniel	1	1,420	1,422	2	81	79	-2	2nd Round, Division C, 9 Tour
Saulītis, Renārs	1	1,445	1,444	-1	70	70	0	
Werner, Filip	1	1,066	1,061	-5	151	149	-2	2nd Round, Division C, 9 Tour
Remeika, Gintautas	9	1,618	1,619	1	58	58	0	
Hansson, Jan-Olof	1	1,477	1,470	-7	64	63	-1	2nd Round, Division C, 9 Tour
Herold, Adam	3	1,639	1,647	8	74	73	-1	
Разкевич, Михайло	8	1,651	1,661	10	63	62	-1	2nd Round, Division C, 9 Tour
Pohořalý, Pavel	3	1,635	1,620	-15	74	73	-1	
Hrnčář, Radek	1	1,444	1,451	7	80	79	-1	2nd Round, Division C, 10 Tour
Sedláček, Josef	1	1,601	1,596	-5	72	71	-1	
Zemčickis, Jānis	0	1,482	1,471	-11	64	64	0	2nd Round, Division C, 10 Tour
Tabara, Oliver	4	1,474	1,499	25	97	94	-3	
Vacke, Vojtěch	1	1,393	1,391	-2	81	80	-1	2nd Round, Division C, 10 Tour
Moravec ml., Michael	2	1,535	1,537	2	71	71	0	
Kasnar, Vojtěch	1	1,237	1,224	-13	103	101	-2	2nd Round, Division C, 10 Tour
Saulītis, Renārs	4	1,444	1,451	7	70	69	-1	
Klazar, Petr	2	1,367	1,377	10	76	75	-1	2nd Round, Division C, 10 Tour
Remeika, Gintautas	2	1,619	1,613	-6	58	57	-1	
Nechutný, Hůnek	3	1,569	1,583	14	66	66	0	2nd Round, Division C, 10 Tour
Herold, Adam	1	1,647	1,629	-18	73	72	-1	
Jerabek, Daniel	0	1,422	1,413	-9	79	79	0	2nd Round, Division C, 10 Tour
Pohořalý, Pavel	4	1,620	1,627	7	73	72	-1	
Werner, Filip	0	1,061	1,057	-4	149	148	-1	2nd Round, Division C, 10 Tour
Разкевич, Михайло	3	1,661	1,662	1	62	62	0	
Moravec St., Martin	1	1,485	1,485	0	74	73	-1	2nd Round, Division C, 11 Tour
Tabara, Oliver	1	1,499	1,498	-1	94	92	-2	
Hrnčář, Radek	0	1,451	1,438	-13	79	78	-1	2nd Round, Division C, 11 Tour
Moravec ml., Michael	2	1,537	1,548	11	71	70	-1	
Zemčickis, Jānis	1	1,471	1,459	-12	64	64	0	2nd Round, Division C, 11 Tour
Saulītis, Renārs	4	1,451	1,464	13	69	68	-1	
Vacke, Vojtěch	3	1,391	1,401	10	80	79	-1	2nd Round, Division C, 11 Tour
Remeika, Gintautas	3	1,613	1,608	-5	57	57	0	
Kasnar, Vojtěch	0	1,224	1,218	-6	101	100	-1	2nd Round, Division C, 11 Tour
Herold, Adam	2	1,629	1,632	3	72	72	0	
Klazar, Petr	2	1,377	1,386	9	75	74	-1	2nd Round, Division C, 11 Tour
Pohořalý, Pavel	2	1,627	1,619	-8	72	72	0	
Nechutný, Hůnek	2	1,583	1,574	-9	66	65	-1	2nd Round, Division C, 11 Tour
Разкевич, Михайло	4	1,662	1,670	8	62	62	0	
Jerabek, Daniel	0	1,413	1,407	-6	79	77	-2	2nd Round, Division C, 11 Tour
Hansson, Jan-Olof	1	1,470	1,474	4	63	63	0	
Sedláček, Josef	4	1,596	1,608	12	71	70	-1	2nd Round, Division C, 12 Tour
Moravec ml., Michael	1	1,548	1,536	-12	70	69	-1	
Moravec St., Martin	1	1,485	1,470	-15	73	72	-1	2nd Round, Division C, 12 Tour
Saulītis, Renārs	3	1,464	1,478	14	68	68	0	
Hrnčář, Radek	2	1,438	1,429	-9	78	77	-1	2nd Round, Division C, 12 Tour
Remeika, Gintautas	6	1,608	1,613	5	57	57	0	
Zemčickis, Jānis	2	1,459	1,464	5	64	63	-1	2nd Round, Division C, 12 Tour
Herold, Adam	2	1,632	1,626	-6	72	71	-1	

Table 3: (Continuation List of games)

Player	Result	Glicko old	Glicko new	$\Delta$ Glicko	RD old	RD new	$\Delta$ RD	Comment
Vacke, Vojtěch	3	1,401	1,419	18	79	78	-1	2nd Round, Division C, 12 Tour
Pohořalý, Pavel	2	1,619	1,604	-15	72	71	-1	
Kasnar, Vojtěch	0	1,218	1,214	-4	100	99	-1	2nd Round, Division C, 12 Tour
Разкевич, Михайло	6	1,670	1,672	2	62	62	0	
Klazar, Petr	3	1,386	1,382	-4	74	73	-1	2nd Round, Division C, 12 Tour
Hansson, Jan-Olof	4	1,474	1,477	3	63	62	-1	
Nechutný, Hynek	5	1,574	1,575	1	65	65	0	2nd Round, Division C, 12 Tour
Werner, Filip	0	1,057	1,051	-6	148	145	-3	
Tabara, Oliver	2	1,498	1,520	22	92	89	-3	2nd Round, Division C, 13 Tour
Saulītis, Renārs	0	1,478	1,466	-12	68	67	-1	
Sedláček, Josef	2	1,608	1,615	7	70	69	-1	2nd Round, Division C, 13 Tour
Remeika, Gintautas	1	1,613	1,609	-4	57	57	0	
Moravec St., Martin	3	1,470	1,483	13	72	72	0	2nd Round, Division C, 13 Tour
Herold, Adam	2	1,626	1,613	-13	71	71	0	
Hrněff, Radek	3	1,429	1,420	-9	77	76	-1	2nd Round, Division C, 13 Tour
Pohořalý, Pavel	6	1,604	1,612	8	71	71	0	
Zemčickis, Jānis	0	1,464	1,459	-5	63	63	0	2nd Round, Division C, 13 Tour
Разкевич, Михайло	6	1,672	1,677	5	62	62	0	
Vacke, Vojtěch	6	1,419	1,439	20	78	77	-1	2nd Round, Division C, 13 Tour
Hansson, Jan-Olof	1	1,477	1,464	-13	62	62	0	
Kasnar, Vojtěch	1	1,214	1,192	-22	99	97	-2	2nd Round, Division C, 13 Tour
Werner, Filip	2	1,051	1,098	47	145	137	-8	
Klazar, Petr	0	1,382	1,368	-14	73	72	-1	2nd Round, Division C, 13 Tour
Jerabek, Daniel	3	1,407	1,422	15	77	76	-1	
Moravec ml., Michael	1	1,536	1,525	-11	69	68	-1	2nd Round, Division C, 14 Tour
Remeika, Gintautas	5	1,609	1,616	7	57	56	-1	
Tabara, Oliver	1	1,520	1,514	-6	89	87	-2	2nd Round, Division C, 14 Tour
Herold, Adam	2	1,613	1,616	3	71	70	-1	
Sedláček, Josef	2	1,615	1,601	-14	69	69	0	2nd Round, Division C, 14 Tour
Pohořalý, Pavel	4	1,612	1,625	13	71	70	-1	
Moravec St., Martin	1	1,483	1,476	-7	72	71	-1	2nd Round, Division C, 14 Tour
Разкевич, Михайло	3	1,677	1,682	5	62	62	0	
Hrněff, Radek	3	1,420	1,430	10	76	75	-1	2nd Round, Division C, 14 Tour
Hansson, Jan-Olof	2	1,464	1,458	-6	62	62	0	
Zemčickis, Jānis	1	1,459	1,456	-3	63	63	0	2nd Round, Division C, 14 Tour
Werner, Filip	0	1,098	1,112	14	137	133	-4	
Vacke, Vojtěch	0	1,439	1,422	-17	77	76	-1	2nd Round, Division C, 14 Tour
Jerabek, Daniel	5	1,422	1,439	17	76	75	-1	
Kasnar, Vojtěch	1	1,192	1,187	-5	97	96	-1	2nd Round, Division C, 14 Tour
Nechutný, Hynek	3	1,575	1,578	3	65	65	0	
Saulītis, Renārs	1	1,466	1,459	-7	67	67	0	2nd Round, Division C, 15 Tour
Herold, Adam	4	1,616	1,624	8	70	70	0	
Moravec ml., Michael	2	1,525	1,516	-9	68	68	0	2nd Round, Division C, 15 Tour
Pohořalý, Pavel	4	1,625	1,635	10	70	69	-1	
Tabara, Oliver	3	1,514	1,503	-11	87	86	-1	2nd Round, Division C, 15 Tour
Разкевич, Михайло	5	1,682	1,688	6	62	61	-1	
Sedláček, Josef	4	1,601	1,609	8	69	68	-1	2nd Round, Division C, 15 Tour
Hansson, Jan-Olof	1	1,458	1,451	-7	62	61	-1	

Table 3: (Continuation List of games)

Player	Result	Glicko old	Glicko new	$\Delta$ Glicko	RD old	RD new	$\Delta$ RD	Comment
Moravec St., Martin	4	1,476	1,479	3	71	71	0	2nd Round, Division C, 15 Tour
Werner, Filip	1	1,112	1,101	-11	133	130	-3	
Hrnčřř, Radek	1	1,430	1,415	-15	75	74	-1	2nd Round, Division C, 15 Tour
Jerabek, Daniel	4	1,439	1,454	15	75	74	-1	
Zemřickis, Jānis	1	1,456	1,449	-7	63	63	0	2nd Round, Division C, 15 Tour
Nechutný, Hynek	4	1,578	1,586	8	65	64	-1	
Vacke, Vojtěch	5	1,422	1,435	13	76	75	-1	2nd Round, Division C, 15 Tour
Klazar, Petr	2	1,368	1,356	-12	72	71	-1	
Remeika, Gintautas	2	1,616	1,607	-9	56	56	0	2nd Round, Division C, 16 Tour
Pohořalý, Pavel	4	1,635	1,647	12	69	68	-1	
Saulītis, Renārs	3	1,459	1,460	1	67	66	-1	2nd Round, Division C, 16 Tour
Разкевич, Михайло	4	1,688	1,688	0	61	61	0	
Moravec ml., Michael	3	1,516	1,520	4	68	67	-1	2nd Round, Division C, 16 Tour
Hansson, Jan-Olof	2	1,451	1,448	-3	61	61	0	
Tabara, Oliver	7	1,503	1,507	4	86	86	0	2nd Round, Division C, 16 Tour
Werner, Filip	2	1,101	1,092	-9	130	128	-2	
Sedlāček, Josef	4	1,609	1,617	8	68	67	-1	2nd Round, Division C, 16 Tour
Jerabek, Daniel	2	1,454	1,445	-9	74	73	-1	
Moravec St., Martin	2	1,479	1,490	11	71	70	-1	2nd Round, Division C, 16 Tour
Nechutný, Hynek	1	1,586	1,577	-9	64	64	0	
Hrnčřř, Radek	3	1,415	1,420	5	74	73	-1	2nd Round, Division C, 16 Tour
Klazar, Petr	2	1,356	1,352	-4	71	71	0	
Zemřickis, Jānis	1	1,449	1,447	-2	63	63	0	2nd Round, Division C, 16 Tour
Kasnar, Vojtěch	0	1,187	1,190	3	96	95	-1	
Herold, Adam	5	1,624	1,640	16	70	69	-1	2nd Round, Division C, 17 Tour
Разкевич, Михайло	3	1,688	1,675	-13	61	61	0	
Remeika, Gintautas	4	1,607	1,613	6	56	56	0	2nd Round, Division C, 17 Tour
Hansson, Jan-Olof	2	1,448	1,442	-6	61	61	0	
Saulītis, Renārs	2	1,460	1,439	-21	66	66	0	2nd Round, Division C, 17 Tour
Werner, Filip	4	1,092	1,170	78	128	125	-3	
Moravec ml., Michael	0	1,520	1,505	-15	67	66	-1	2nd Round, Division C, 17 Tour
Jerabek, Daniel	2	1,445	1,463	18	73	72	-1	
Tabara, Oliver	0	1,507	1,491	-16	86	84	-2	2nd Round, Division C, 17 Tour
Nechutný, Hynek	4	1,577	1,586	9	64	63	-1	
Sedlāček, Josef	4	1,617	1,609	-8	67	67	0	2nd Round, Division C, 17 Tour
Klazar, Petr	4	1,352	1,360	8	71	70	-1	
Moravec St., Martin	7	1,490	1,495	5	70	70	0	2nd Round, Division C, 17 Tour
Kasnar, Vojtěch	4	1,190	1,182	-8	95	93	-2	
Hrnčřř, Radek	2	1,420	1,407	-13	73	72	-1	2nd Round, Division C, 17 Tour
Vacke, Vojtěch	6	1,435	1,450	15	75	74	-1	
Pohořalý, Pavel	2	1,647	1,634	-13	68	68	0	2nd Round, Division C, 18 Tour
Hansson, Jan-Olof	3	1,442	1,452	10	61	60	-1	
Herold, Adam	4	1,640	1,642	2	69	69	0	2nd Round, Division C, 18 Tour
Werner, Filip	0	1,170	1,164	-6	125	123	-2	
Remeika, Gintautas	2	1,613	1,609	-4	56	56	0	2nd Round, Division C, 18 Tour
Jerabek, Daniel	2	1,463	1,469	6	72	72	0	
Saulītis, Renārs	2	1,439	1,438	-1	66	66	0	2nd Round, Division C, 18 Tour
Nechutný, Hynek	3	1,586	1,587	1	63	62	-1	

Table 3: (Continuation List of games)

Player	Result	Glicko old	Glicko new	$\Delta$ Glicko	RD old	RD new	$\Delta$ RD	Comment
Moravec ml., Michael	4	1,505	1,513	8	66	66	0	2nd Round, Division C, 18 Tour
Klazar, Petr	1	1,360	1,352	-8	70	70	0	
Tabara, Oliver	3	1,491	1,497	6	84	83	-1	2nd Round, Division C, 18 Tour
Kasnar, Vojtěch	0	1,182	1,175	-7	93	92	-1	
Sedláček, Josef	6	1,609	1,616	7	67	67	0	2nd Round, Division C, 18 Tour
Vacke, Vojtěch	4	1,450	1,441	-9	74	73	-1	
Moravec St., Martin	1	1,495	1,493	-2	70	69	-1	2nd Round, Division C, 18 Tour
Zempickis, Jānis	1	1,447	1,449	2	63	62	-1	
Bernhauser, Erik	4	1,451	1,448	-3	76	76	0	2nd Round, Division D, 1 Tour
Stanzelova, Vera	3	1,153	1,158	5	103	101	-2	
Pernica, Vít	9	1,354	1,357	3	91	91	0	2nd Round, Division D, 1 Tour
Pošík, Vojtěch	2	790	778	-12	230	223	-7	
Gripp, Gunnar	7	1,605	1,606	1	43	43	0	2nd Round, Division D, 1 Tour
Nádvorník, Martin	1	1,144	1,136	-8	146	143	-3	
Janouškovec, Pavel	3	1,405	1,396	-9	111	110	-1	2nd Round, Division D, 1 Tour
Nádvorník, Vít	2	935	985	50	239	227	-12	
Chlebo, Ondřej	7	1,175	1,181	6	138	137	-1	2nd Round, Division D, 1 Tour
Pošík ml., Jiří	0	545	527	-18	324	310	-14	
Kadlec, Daniel	9	1,222	1,226	4	126	126	0	2nd Round, Division D, 1 Tour
Kubáč, Jiří	2	547	535	-12	309	298	-11	
Stanzelova, Vera	5	1,158	1,165	7	101	100	-1	2nd Round, Division D, 2 Tour
Pošík, Vojtěch	3	778	752	-26	223	208	-15	
Bernhauser, Erik	5	1,448	1,453	5	76	75	-1	2nd Round, Division D, 2 Tour
Nádvorník, Martin	3	1,136	1,120	-16	143	138	-5	
Pernica, Vít	4	1,357	1,363	6	91	91	0	2nd Round, Division D, 2 Tour
Nádvorník, Vít	1	985	957	-28	227	211	-16	
Gripp, Gunnar	6	1,606	1,606	0	43	43	0	2nd Round, Division D, 2 Tour
Pošík ml., Jiří	0	527	526	-1	310	309	-1	
Janouškovec, Pavel	5	1,396	1,398	2	110	110	0	2nd Round, Division D, 2 Tour
Kubáč, Jiří	1	535	530	-5	298	295	-3	
Chlebo, Ondřej	4	1,181	1,230	49	137	129	-8	2nd Round, Division D, 2 Tour
Kadlec, Daniel	2	1,226	1,183	-43	126	120	-6	
Pošík, Vojtěch	3	752	878	126	208	196	-12	2nd Round, Division D, 3 Tour
Nádvorník, Martin	2	1,120	1,068	-52	138	135	-3	
Stanzelova, Vera	2	1,165	1,154	-11	100	99	-1	2nd Round, Division D, 3 Tour
Nádvorník, Vít	2	957	1,007	50	211	189	-22	
Bernhauser, Erik	9	1,453	1,454	1	75	75	0	2nd Round, Division D, 3 Tour
Pošík ml., Jiří	0	526	523	-3	309	307	-2	
Pernica, Vít	8	1,363	1,364	1	91	91	0	2nd Round, Division D, 3 Tour
Kubáč, Jiří	1	530	526	-4	295	292	-3	
Gripp, Gunnar	2	1,606	1,597	-9	43	43	0	2nd Round, Division D, 3 Tour
Kadlec, Daniel	4	1,183	1,256	73	120	118	-2	
Janouškovec, Pavel	2	1,398	1,400	2	110	107	-3	2nd Round, Division D, 3 Tour
Chlebo, Ondřej	1	1,230	1,227	-3	129	123	-6	
Nádvorník, Martin	7	1,068	1,102	34	135	128	-7	2nd Round, Division D, 4 Tour
Nádvorník, Vít	4	1,007	943	-64	189	170	-19	
Pošík, Vojtěch	2	878	833	-45	196	187	-9	2nd Round, Division D, 4 Tour
Pošík ml., Jiří	2	523	648	125	307	270	-37	

Table 3: (Continuation List of games)

Player	Result	Glicko old	Glicko new	$\Delta$ Glicko	RD old	RD new	$\Delta$ RD	Comment
Stanzelova, Vera	2	1,154	1,157	3	99	99	0	2nd Round, Division D, 4 Tour
Kubáč, Jiří	0	526	512	-14	292	281	-11	
Bernhauser, Erik	3	1,454	1,439	-15	75	74	-1	2nd Round, Division D, 4 Tour
Kadlec, Daniel	4	1,256	1,292	36	118	114	-4	
Pernica, Vít	3	1,364	1,367	3	91	89	-2	2nd Round, Division D, 4 Tour
Chlebo, Ondřej	2	1,227	1,222	-5	123	118	-5	
Gripp, Gunnar	6	1,597	1,600	3	43	43	0	2nd Round, Division D, 4 Tour
Janouškovec, Pavel	3	1,400	1,385	-15	107	104	-3	
Nádvorník, Vít	6	943	968	25	170	163	-7	2nd Round, Division D, 5 Tour
Pošík ml., Jiří	2	648	595	-53	270	239	-31	
Nádvorník, Martin	2	1,102	1,055	-47	128	127	-1	2nd Round, Division D, 5 Tour
Kubáč, Jiří	3	512	787	275	281	270	-11	
Pošík, Vojtěch	1	833	820	-13	187	181	-6	2nd Round, Division D, 5 Tour
Kadlec, Daniel	9	1,292	1,298	6	114	113	-1	
Stanzelova, Vera	3	1,157	1,186	29	99	96	-3	2nd Round, Division D, 5 Tour
Chlebo, Ondřej	1	1,222	1,181	-41	118	112	-6	
Bernhauser, Erik	4	1,439	1,451	12	74	73	-1	2nd Round, Division D, 5 Tour
Janouškovec, Pavel	2	1,385	1,361	-24	104	100	-4	
Pernica, Vít	1	1,367	1,358	-9	89	88	-1	2nd Round, Division D, 5 Tour
Gripp, Gunnar	4	1,600	1,602	2	43	43	0	
Pošík ml., Jiří	1	595	636	41	239	216	-23	2nd Round, Division D, 6 Tour
Kubáč, Jiří	1	787	735	-52	270	235	-35	
Nádvorník, Vít	3	968	949	-19	163	156	-7	2nd Round, Division D, 6 Tour
Kadlec, Daniel	5	1,298	1,308	10	113	111	-2	
Nádvorník, Martin	2	1,055	1,068	13	127	121	-6	2nd Round, Division D, 6 Tour
Chlebo, Ondřej	2	1,181	1,171	-10	112	108	-4	
Pošík, Vojtěch	5	820	984	164	181	177	-4	2nd Round, Division D, 6 Tour
Janouškovec, Pavel	2	1,361	1,315	-46	100	100	0	
Stanzelova, Vera	0	1,186	1,181	-5	96	95	-1	2nd Round, Division D, 6 Tour
Gripp, Gunnar	9	1,602	1,603	1	43	43	0	
Bernhauser, Erik	8	1,451	1,462	11	73	72	-1	2nd Round, Division D, 6 Tour
Pernica, Vít	1	1,358	1,343	-15	88	86	-2	
Kubáč, Jiří	1	735	712	-23	235	222	-13	2nd Round, Division D, 7 Tour
Chlebo, Ondřej	5	1,171	1,177	6	108	107	-1	
Pošík ml., Jiří	1	636	630	-6	216	213	-3	2nd Round, Division D, 7 Tour
Janouškovec, Pavel	6	1,315	1,316	1	100	100	0	
Nádvorník, Vít	0	949	946	-3	156	155	-1	2nd Round, Division D, 7 Tour
Gripp, Gunnar	8	1,603	1,603	0	43	43	0	
Nádvorník, Martin	5	1,068	1,074	6	121	118	-3	2nd Round, Division D, 7 Tour
Pernica, Vít	6	1,343	1,340	-3	86	85	-1	
Pošík, Vojtěch	2	984	973	-11	177	172	-5	2nd Round, Division D, 7 Tour
Bernhauser, Erik	5	1,462	1,464	2	72	72	0	
Kadlec, Daniel	4	1,308	1,324	16	111	106	-5	2nd Round, Division D, 8 Tour
Janouškovec, Pavel	3	1,316	1,303	-13	100	97	-3	
Kubáč, Jiří	0	712	710	-2	222	221	-1	2nd Round, Division D, 8 Tour
Gripp, Gunnar	5	1,603	1,603	0	43	43	0	
Pošík ml., Jiří	0	630	625	-5	213	210	-3	2nd Round, Division D, 8 Tour
Pernica, Vít	5	1,340	1,341	1	85	85	0	

Table 3: (Continuation List of games)

Player	Result	Glicko old	Glicko new	$\Delta$ Glicko	RD old	RD new	$\Delta$ RD	Comment
Nádvorník, Vít	1	946	939	-7	155	152	-3	2nd Round, Division D, 8 Tour
Bernhauser, Erik	7	1,464	1,466	2	72	72	0	
Nádvorník, Martin	2	1,074	1,066	-8	118	113	-5	2nd Round, Division D, 8 Tour
Stanzelova, Vera	3	1,181	1,187	6	95	93	-2	
Chlebo, Ondřej	1	1,177	1,172	-5	107	106	-1	2nd Round, Division D, 9 Tour
Gripp, Gunnar	4	1,603	1,604	1	43	43	0	
Kadlec, Daniel	1	1,324	1,296	-28	106	102	-4	2nd Round, Division D, 9 Tour
Pernica, Vít	4	1,341	1,359	18	85	83	-2	
Kubáč, Jiří	0	710	706	-4	221	219	-2	2nd Round, Division D, 9 Tour
Bernhauser, Erik	9	1,466	1,467	1	72	72	0	
Pošík ml., Jiří	0	625	615	-10	210	205	-5	2nd Round, Division D, 9 Tour
Stanzelova, Vera	6	1,187	1,189	2	93	93	0	
Nádvorník, Vít	0	939	918	-21	152	142	-10	2nd Round, Division D, 9 Tour
Pošík, Vojtěch	1	973	1,000	27	172	158	-14	
Janouškovec, Pavel	0	1,303	1,282	-21	97	94	-3	2nd Round, Division D, 10 Tour
Pernica, Vít	2	1,359	1,375	16	83	82	-1	
Chlebo, Ondřej	4	1,172	1,162	-10	106	104	-2	2nd Round, Division D, 10 Tour
Bernhauser, Erik	7	1,467	1,472	5	72	72	0	
Kadlec, Daniel	4	1,296	1,316	20	102	99	-3	2nd Round, Division D, 10 Tour
Stanzelova, Vera	0	1,189	1,173	-16	93	91	-2	
Kubáč, Jiří	1	706	669	-37	219	201	-18	2nd Round, Division D, 10 Tour
Pošík, Vojtěch	3	1,000	1,021	21	158	152	-6	
Pošík ml., Jiří	2	615	599	-16	205	196	-9	2nd Round, Division D, 10 Tour
Nádvorník, Martin	4	1,066	1,072	6	113	112	-1	
Gripp, Gunnar	4	1,604	1,608	4	43	43	0	2nd Round, Division D, 11 Tour
Bernhauser, Erik	1	1,472	1,462	-10	72	71	-1	
Janouškovec, Pavel	3	1,282	1,287	5	94	92	-2	2nd Round, Division D, 11 Tour
Stanzelova, Vera	2	1,173	1,169	-4	91	89	-2	
Chlebo, Ondřej	8	1,162	1,180	18	104	102	-2	2nd Round, Division D, 11 Tour
Pošík, Vojtěch	1	1,021	987	-34	152	142	-10	
Kadlec, Daniel	2	1,316	1,314	-2	99	97	-2	2nd Round, Division D, 11 Tour
Nádvorník, Martin	1	1,072	1,075	3	112	109	-3	
Kubáč, Jiří	3	669	631	-38	201	185	-16	2nd Round, Division D, 11 Tour
Nádvorník, Vít	6	918	939	21	142	137	-5	
Pernica, Vít	8	1,375	1,383	8	82	81	-1	2nd Round, Division D, 12 Tour
Stanzelova, Vera	2	1,169	1,158	-11	89	87	-2	
Gripp, Gunnar	6	1,608	1,608	0	43	43	0	2nd Round, Division D, 12 Tour
Pošík, Vojtěch	2	987	983	-4	142	141	-1	
Janouškovec, Pavel	1	1,287	1,275	-12	92	90	-2	2nd Round, Division D, 12 Tour
Nádvorník, Martin	1	1,075	1,092	17	109	106	-3	
Chlebo, Ondřej	7	1,180	1,191	11	102	100	-2	2nd Round, Division D, 12 Tour
Nádvorník, Vít	2	939	919	-20	137	131	-6	
Kadlec, Daniel	8	1,314	1,315	1	97	97	0	2nd Round, Division D, 12 Tour
Pošík ml., Jiří	1	599	595	-4	196	194	-2	
Stanzelova, Vera	4	1,158	1,152	-6	87	87	0	2nd Round, Division D, 13 Tour
Bernhauser, Erik	8	1,462	1,467	5	71	71	0	
Pošík, Vojtěch	1	983	973	-10	141	138	-3	2nd Round, Division D, 13 Tour
Pernica, Vít	17	1,383	1,387	4	81	81	0	

Table 3: (Continuation List of games)

Player	Result	Glicko old	Glicko new	$\Delta$ Glicko	RD old	RD new	$\Delta$ RD	Comment
Nádvorník, Martin	2	1,092	1,088	-4	106	106	0	2nd Round, Division D, 13 Tour
Gripp, Gunnar	4	1,608	1,609	1	43	43	0	
Nádvorník, Vít	1	919	908	-11	131	128	-3	2nd Round, Division D, 13 Tour
Janouškovec, Pavel	3	1,275	1,281	6	90	90	0	
Pošík ml., Jiří	1	595	587	-8	194	191	-3	2nd Round, Division D, 13 Tour
Chlebo, Ondřej	4	1,191	1,194	3	100	99	-1	
Kubáč, Jiří	1	631	627	-4	185	183	-2	2nd Round, Division D, 13 Tour
Kadlec, Daniel	8	1,315	1,317	2	97	97	0	
Pošík, Vojtěch	0	973	948	-25	138	131	-7	2nd Round, Division D, 14 Tour
Stanzelova, Vera	3	1,152	1,163	11	87	85	-2	
Nádvorník, Martin	2	1,088	1,128	40	106	104	-2	2nd Round, Division D, 14 Tour
Bernhauser, Erik	1	1,467	1,449	-18	71	70	-1	
Nádvorník, Vít	1	908	902	-6	128	127	-1	2nd Round, Division D, 14 Tour
Pernica, Vít	8	1,387	1,390	3	81	81	0	
Pošík ml., Jiří	0	587	587	0	191	191	0	2nd Round, Division D, 14 Tour
Gripp, Gunnar	8	1,609	1,609	0	43	43	0	
Kubáč, Jiří	0	627	622	-5	183	181	-2	2nd Round, Division D, 14 Tour
Janouškovec, Pavel	6	1,281	1,283	2	90	90	0	
Kadlec, Daniel	2	1,317	1,321	4	97	95	-2	2nd Round, Division D, 14 Tour
Chlebo, Ondřej	1	1,194	1,189	-5	99	97	-2	
Nádvorník, Martin	4	1,128	1,143	15	104	102	-2	2nd Round, Division D, 15 Tour
Pošík, Vojtěch	2	948	924	-24	131	125	-6	
Nádvorník, Vít	1	902	886	-16	127	122	-5	2nd Round, Division D, 15 Tour
Stanzelova, Vera	7	1,163	1,170	7	85	85	0	
Pošík ml., Jiří	0	587	585	-2	191	190	-1	2nd Round, Division D, 15 Tour
Bernhauser, Erik	7	1,449	1,450	1	70	70	0	
Kubáč, Jiří	1	622	619	-3	181	180	-1	2nd Round, Division D, 15 Tour
Pernica, Vít	8	1,390	1,390	0	81	81	0	
Kadlec, Daniel	2	1,321	1,313	-8	95	93	-2	2nd Round, Division D, 15 Tour
Gripp, Gunnar	5	1,609	1,610	1	43	43	0	
Chlebo, Ondřej	4	1,189	1,183	-6	97	94	-3	2nd Round, Division D, 15 Tour
Janouškovec, Pavel	5	1,283	1,288	5	90	88	-2	
Nádvorník, Vít	0	886	871	-15	122	119	-3	2nd Round, Division D, 16 Tour
Nádvorník, Martin	5	1,143	1,154	11	102	100	-2	
Pošík ml., Jiří	0	585	561	-24	190	180	-10	2nd Round, Division D, 16 Tour
Pošík, Vojtěch	4	924	936	12	125	122	-3	
Kubáč, Jiří	1	619	612	-7	180	176	-4	2nd Round, Division D, 16 Tour
Stanzelova, Vera	10	1,170	1,172	2	85	85	0	
Kadlec, Daniel	2	1,313	1,298	-15	93	91	-2	2nd Round, Division D, 16 Tour
Bernhauser, Erik	5	1,450	1,458	8	70	70	0	
Chlebo, Ondřej	2	1,183	1,195	12	94	92	-2	2nd Round, Division D, 16 Tour
Pernica, Vít	2	1,390	1,381	-9	81	80	-1	
Janouškovec, Pavel	0	1,288	1,282	-6	88	87	-1	2nd Round, Division D, 16 Tour
Gripp, Gunnar	4	1,610	1,612	2	43	43	0	
Pošík ml., Jiří	0	561	536	-25	180	170	-10	2nd Round, Division D, 17 Tour
Nádvorník, Vít	3	871	883	12	119	116	-3	
Kubáč, Jiří	0	612	604	-8	176	173	-3	2nd Round, Division D, 17 Tour
Nádvorník, Martin	4	1,154	1,157	3	100	100	0	

Table 3: (Continuation List of games)

Player	Result	Glicko old	Glicko new	$\Delta$ Glicko	RD old	RD new	$\Delta$ RD	Comment
Kadlec, Daniel	7	1,298	1,304	6	91	90	-1	2nd Round, Division D, 17 Tour
Pošík, Vojtěch	0	936	927	-9	122	120	-2	
Chlebo, Ondřej	2	1,195	1,216	21	92	90	-2	2nd Round, Division D, 17 Tour
Stanzelova, Vera	0	1,172	1,155	-17	85	83	-2	
Janouškovec, Pavel	4	1,282	1,291	9	87	86	-1	2nd Round, Division D, 17 Tour
Bernhauser, Erik	4	1,458	1,452	-6	70	69	-1	
Gripp, Gunnar	5	1,612	1,614	2	43	43	0	2nd Round, Division D, 17 Tour
Pernica, Vít	2	1,381	1,374	-7	80	79	-1	
Kubáč, Jiří	1	604	593	-11	173	159	-14	2nd Round, Division D, 18 Tour
Pošík ml., Jiří	1	536	547	11	170	157	-13	
Kadlec, Daniel	9	1,304	1,308	4	90	90	0	2nd Round, Division D, 18 Tour
Nádvorník, Vít	2	883	876	-7	116	115	-1	
Chlebo, Ondřej	3	1,216	1,234	18	90	88	-2	2nd Round, Division D, 18 Tour
Nádvorník, Martin	1	1,157	1,135	-22	100	97	-3	
Janouškovec, Pavel	5	1,291	1,296	5	86	85	-1	2nd Round, Division D, 18 Tour
Pošík, Vojtěch	1	927	918	-9	120	118	-2	
Gripp, Gunnar	8	1,614	1,612	-2	43	43	0	2nd Round, Division D, 18 Tour
Stanzelova, Vera	7	1,155	1,162	7	83	83	0	
Pernica, Vít	4	1,374	1,361	-13	79	78	-1	2nd Round, Division D, 18 Tour
Bernhauser, Erik	6	1,452	1,463	11	69	68	-1	
Chlebo, Ondřej	1	1,234	1,226	-8	88	88	0	2nd Round, Division D, 19 Tour
Kubáč, Jiří	0	593	624	31	159	158	-1	
Janouškovec, Pavel	3	1,296	1,288	-8	85	85	0	2nd Round, Division D, 19 Tour
Pošík ml., Jiří	2	547	578	31	157	156	-1	
Gripp, Gunnar	6	1,612	1,612	0	43	43	0	2nd Round, Division D, 19 Tour
Nádvorník, Vít	1	876	875	-1	115	115	0	
Pernica, Vít	3	1,361	1,360	-1	78	77	-1	2nd Round, Division D, 19 Tour
Nádvorník, Martin	2	1,135	1,137	2	97	95	-2	
Bernhauser, Erik	11	1,463	1,464	1	68	68	0	2nd Round, Division D, 19 Tour
Pošík, Vojtěch	1	918	914	-4	118	117	-1	
Janouškovec, Pavel	1	1,288	1,269	-19	85	83	-2	2nd Round, Division D, 20 Tour
Kadlec, Daniel	4	1,308	1,328	20	90	88	-2	
Gripp, Gunnar	6	1,612	1,612	0	43	43	0	2nd Round, Division D, 20 Tour
Kubáč, Jiří	1	624	623	-1	158	158	0	
Pernica, Vít	6	1,360	1,360	0	77	77	0	2nd Round, Division D, 20 Tour
Pošík ml., Jiří	1	578	577	-1	156	156	0	
Bernhauser, Erik	8	1,464	1,465	1	68	68	0	2nd Round, Division D, 20 Tour
Nádvorník, Vít	0	875	873	-2	115	114	-1	
Stanzelova, Vera	4	1,162	1,151	-11	83	81	-2	2nd Round, Division D, 20 Tour
Nádvorník, Martin	5	1,137	1,150	13	95	92	-3	
Gripp, Gunnar	4	1,612	1,611	-1	43	43	0	2nd Round, Division D, 21 Tour
Chlebo, Ondřej	3	1,226	1,232	6	88	87	-1	
Pernica, Vít	5	1,360	1,375	15	77	76	-1	2nd Round, Division D, 21 Tour
Kadlec, Daniel	3	1,328	1,309	-19	88	86	-2	
Bernhauser, Erik	9	1,465	1,465	0	68	68	0	2nd Round, Division D, 21 Tour
Kubáč, Jiří	1	623	622	-1	158	158	0	
Stanzelova, Vera	3	1,151	1,153	2	81	81	0	2nd Round, Division D, 21 Tour
Pošík ml., Jiří	0	577	572	-5	156	154	-2	

Table 3: (Continuation List of games)

Player	Result	Glicko old	Glicko new	$\Delta$ Glicko	RD old	RD new	$\Delta$ RD	Comment
Pošík, Vojtěch	2	914	893	-21	117	112	-5	2nd Round, Division D, 21 Tour
Nádvorník, Vít	3	873	893	20	114	110	-4	
Pernica, Vít	5	1,375	1,386	11	76	75	-1	2nd Round, Division D, 22 Tour
Janouškovec, Pavel	2	1,269	1,256	-13	83	82	-1	
Bernhauser, Erik	6	1,465	1,471	6	68	68	0	2nd Round, Division D, 22 Tour
Chlebo, Ondřej	2	1,232	1,223	-9	87	86	-1	
Stanzelova, Vera	1	1,153	1,151	-2	81	80	-1	2nd Round, Division D, 22 Tour
Kadlec, Daniel	2	1,309	1,311	2	86	84	-2	
Pošík, Vojtěch	3	893	906	13	112	110	-2	2nd Round, Division D, 22 Tour
Kubáč, Jiří	1	622	599	-23	158	150	-8	
Nádvorník, Martin	4	1,150	1,152	2	92	92	0	2nd Round, Division D, 22 Tour
Pošík ml., Jiří	0	572	567	-5	154	152	-2	
Bernhauser, Erik	4	1,471	1,482	11	68	67	-1	2nd Round, Division D, 23 Tour
Gripp, Gunnar	3	1,611	1,606	-5	43	43	0	
Stanzelova, Vera	0	1,151	1,139	-12	80	79	-1	2nd Round, Division D, 23 Tour
Janouškovec, Pavel	4	1,256	1,269	13	82	81	-1	
Pošík, Vojtěch	0	906	896	-10	110	108	-2	2nd Round, Division D, 23 Tour
Chlebo, Ondřej	7	1,223	1,229	6	86	85	-1	
Nádvorník, Martin	4	1,152	1,184	32	92	90	-2	2nd Round, Division D, 23 Tour
Kadlec, Daniel	1	1,311	1,284	-27	84	83	-1	
Nádvorník, Vít	6	893	903	10	110	108	-2	2nd Round, Division D, 23 Tour
Kubáč, Jiří	3	599	580	-19	150	144	-6	
Stanzelova, Vera	4	1,139	1,166	27	79	78	-1	2nd Round, Division D, 24 Tour
Pernica, Vít	1	1,386	1,361	-25	75	75	0	
Pošík, Vojtěch	2	896	895	-1	108	108	0	2nd Round, Division D, 24 Tour
Gripp, Gunnar	6	1,606	1,607	1	43	43	0	
Nádvorník, Martin	2	1,184	1,168	-16	90	88	-2	2nd Round, Division D, 24 Tour
Janouškovec, Pavel	5	1,269	1,282	13	81	79	-2	
Nádvorník, Vít	2	903	895	-8	108	106	-2	2nd Round, Division D, 24 Tour
Chlebo, Ondřej	4	1,229	1,235	6	85	85	0	
Pošík ml., Jiří	1	567	564	-3	152	151	-1	2nd Round, Division D, 24 Tour
Kadlec, Daniel	6	1,284	1,285	1	83	83	0	
Gripp, Gunnar	4	1,607	1,608	1	43	43	0	Playoffs Div. D, Semifinal
Kadlec, Daniel	1	1,285	1,280	-5	83	82	-1	
Gripp, Gunnar	1	1,608	1,602	-6	43	43	0	Playoffs Div. D, Semifinal
Kadlec, Daniel	2	1,280	1,303	23	82	82	0	
Gripp, Gunnar	2	1,602	1,601	-1	43	43	0	Playoffs Div. D, Semifinal
Kadlec, Daniel	1	1,303	1,307	4	82	81	-1	
Gripp, Gunnar	3	1,601	1,603	2	43	43	0	Playoffs Div. D, Semifinal
Kadlec, Daniel	0	1,307	1,301	-6	81	81	0	
Bernhauser, Erik	7	1,482	1,490	8	67	66	-1	Playoffs Div. D, Semifinal
Pernica, Vít	2	1,361	1,351	-10	75	74	-1	
Bernhauser, Erik	5	1,490	1,498	8	66	66	0	Playoffs Div. D, Semifinal
Pernica, Vít	3	1,351	1,342	-9	74	73	-1	
Bernhauser, Erik	1	1,498	1,481	-17	66	65	-1	Playoffs Div. D, Semifinal
Pernica, Vít	9	1,342	1,362	20	73	72	-1	
Bernhauser, Erik	4	1,481	1,489	8	65	65	0	Playoffs Div. D, Semifinal
Pernica, Vít	1	1,362	1,353	-9	72	72	0	

Table 3: (Continuation List of games)

Player	Result	Glicko old	Glicko new	$\Delta$ Glicko	RD old	RD new	$\Delta$ RD	Comment
Gripp, Gunnar	6	1,603	1,606	3	43	42	-1	Playoffs Div. D, Final
Bernhauser, Erik	3	1,489	1,481	-8	65	64	-1	
Gripp, Gunnar	3	1,606	1,609	3	42	42	0	Playoffs Div. D, Final
Bernhauser, Erik	1	1,481	1,473	-8	64	64	0	
Gripp, Gunnar	10	1,609	1,613	4	42	42	0	Playoffs Div. D, Final, Gunnar Winner Division D!
Bernhauser, Erik	6	1,473	1,466	-7	64	63	-1	
Разкевич, Михайло	2	1,675	1,669	-6	61	60	-1	Playoffs Div. C, Semifinal
Herold, Adam	3	1,642	1,650	8	69	68	-1	
Разкевич, Михайло	2	1,669	1,664	-5	60	60	0	Playoffs Div. C, Semifinal
Herold, Adam	3	1,650	1,657	7	68	67	-1	
Разкевич, Михайло	3	1,664	1,668	4	60	60	0	Playoffs Div. C, Semifinal
Herold, Adam	2	1,657	1,651	-6	67	67	0	
Разкевич, Михайло	2	1,668	1,673	5	60	59	-1	Playoffs Div. C, Semifinal
Herold, Adam	1	1,651	1,645	-6	67	66	-1	
Разкевич, Михайло	1	1,673	1,672	-1	59	59	0	Playoffs Div. C, Semifinal
Herold, Adam	2	1,645	1,646	1	66	66	0	
Sedláček, Josef	5	1,616	1,623	7	67	66	-1	Playoffs Div. C, Semifinal
Pohořalý, Pavel	4	1,634	1,627	-7	68	67	-1	
Sedláček, Josef	2	1,623	1,623	0	66	65	-1	Playoffs Div. C, Semifinal
Pohořalý, Pavel	1	1,627	1,627	0	67	66	-1	
Sedláček, Josef	5	1,623	1,623	0	65	65	0	Playoffs Div. C, Semifinal
Pohořalý, Pavel	4	1,627	1,627	0	66	66	0	
Herold, Adam	3	1,646	1,651	5	66	65	-1	Playoffs Div. C, Final
Sedláček, Josef	2	1,623	1,618	-5	65	64	-1	
Herold, Adam	5	1,651	1,662	11	65	65	0	Playoffs Div. C, Final
Sedláček, Josef	0	1,618	1,608	-10	64	64	0	
Herold, Adam	4	1,662	1,672	10	65	64	-1	Playoffs Div. C, Final, Adam Winner Division C!
Sedláček, Josef	2	1,608	1,598	-10	64	63	-1	
Vácha, Jiří	7	1,825	1,834	9	66	65	-1	Playoffs Div. B, Semifinal
Hudec, Karol	2	1,730	1,722	-8	62	61	-1	
Vácha, Jiří	7	1,834	1,842	8	65	65	0	Playoffs Div. B, Semifinal
Hudec, Karol	1	1,722	1,715	-7	61	61	0	
Vácha, Jiří	3	1,842	1,832	-10	65	64	-1	Playoffs Div. B, Semifinal
Hudec, Karol	4	1,715	1,724	9	61	61	0	
Vácha, Jiří	7	1,832	1,840	8	64	64	0	Playoffs Div. B, Semifinal
Hudec, Karol	0	1,724	1,717	-7	61	60	-1	
Lopaur, Zdeněk	4	1,819	1,820	1	66	65	-1	Playoffs Div. B, Semifinal
Janouškovec, Jan	3	1,678	1,677	-1	66	66	0	
Lopaur, Zdeněk	1	1,820	1,804	-16	65	65	0	Playoffs Div. B, Semifinal
Janouškovec, Jan	3	1,677	1,694	17	66	66	0	
Lopaur, Zdeněk	3	1,804	1,806	2	65	64	-1	Playoffs Div. B, Semifinal
Janouškovec, Jan	2	1,694	1,691	-3	66	65	-1	
Lopaur, Zdeněk	6	1,806	1,814	8	64	63	-1	Playoffs Div. B, Semifinal
Janouškovec, Jan	0	1,691	1,683	-8	65	65	0	
Vácha, Jiří	3	1,840	1,851	11	64	63	-1	Playoffs Div. B, Final
Lopaur, Zdeněk	0	1,814	1,804	-10	63	63	0	
Vácha, Jiří	4	1,851	1,860	9	63	63	0	Playoffs Div. B, Final
Lopaur, Zdeněk	2	1,804	1,794	-10	63	62	-1	

Table 3: (Continuation List of games)

Player	Result	Glicko old	Glicko new	$\Delta$ Glicko	RD old	RD new	$\Delta$ RD	Comment
Vácha, Jiří	3	1,860	1,864	4	63	62	-1	Playoffs Div. B, Final, Jiří Winner Division B!
Lopaur, Zdeněk	2	1,794	1,791	-3	62	62	0	
Kalniņš, Rainers	9	2,375	2,377	2	58	58	0	Playoffs Div. A, 1/16-Final
Dion, Till	0	1,917	1,916	-1	49	49	0	
Sládek, Jakub	4	1,983	1,991	8	59	58	-1	Playoffs Div. A, 1/16-Final
Henttonen, Ville	2	1,921	1,916	-5	47	47	0	
Kobrlé, Michal	4	2,139	2,143	4	53	53	0	Playoffs Div. A, 1/16-Final
Kubica, Miloslav	2	1,947	1,941	-6	64	64	0	
Maděra, Martin	3	2,102	2,091	-11	51	51	0	Playoffs Div. A, 1/16-Final
Стороженко, Гліб	5	1,955	1,966	11	53	53	0	
Caics, Edgars	5	2,231	2,235	4	68	67	-1	Playoffs Div. A, 1/16-Final
Fuchs, Petr	1	1,941	1,938	-3	63	63	0	
Božič, Anže	2	1,988	1,985	-3	49	49	0	Playoffs Div. A, 1/16-Final
Boštík, Michal	3	1,980	1,986	6	63	63	0	
Nilsson, Eddie	5	2,211	2,213	2	53	53	0	Playoffs Div. A, 1/16-Final
Černocho, Miroslav	1	1,918	1,915	-3	61	60	-1	
Larsson, Emil	2	2,021	2,015	-6	58	57	-1	Playoffs Div. A, 1/16-Final
Kalniņš, Sandis	3	1,967	1,972	5	54	54	0	
Petr, Patrik	4	2,285	2,287	2	52	52	0	Playoffs Div. A, 1/16-Final
Månsson, Truls	0	1,940	1,939	-1	49	49	0	
Ležík, Matej	0	2,029	2,016	-13	66	65	-1	Playoffs Div. A, 1/16-Final
Matýšek, Jakub	2	1,977	1,989	12	63	62	-1	
Матанцев, Евгений	6	2,155	2,158	3	53	53	0	Playoffs Div. A, 1/16-Final
Plešák, Pavel	4	1,866	1,864	-2	45	45	0	
Chylík ml., Jiří	3	2,107	2,094	-13	64	64	0	Playoffs Div. A, 1/16-Final
Reķis, Jēkabs	6	2,069	2,078	9	56	56	0	
Naglis, Kristaps	4	2,082	2,088	6	62	61	-1	Playoffs Div. A, 1/16-Final
Hermansson, Gustaf	0	1,938	1,933	-5	52	52	0	
Naglis, Edgars	7	2,091	2,096	5	54	54	0	Playoffs Div. A, 1/16-Final
Kimberg, Anton	5	1,953	1,946	-7	64	64	0	
Lasmanis, Gints	6	2,088	2,094	6	59	59	0	Playoffs Div. A, 1/16-Final
Klazar, Matyáš	1	1,925	1,919	-6	61	61	0	
Saulītis, Mikus	3	1,989	1,990	1	56	56	0	Playoffs Div. A, 1/16-Final
Lebl, Kryštof	2	2,034	2,032	-2	61	60	-1	
Kalniņš, Rainers	5	2,377	2,363	-14	58	58	0	Playoffs Div. A, 1/16-Final
Dion, Till	6	1,916	1,925	9	49	49	0	
Sládek, Jakub	2	1,991	1,994	3	58	58	0	Playoffs Div. A, 1/16-Final
Henttonen, Ville	1	1,916	1,914	-2	47	47	0	
Kobrlé, Michal	9	2,143	2,146	3	53	53	0	Playoffs Div. A, 1/16-Final
Kubica, Miloslav	3	1,941	1,935	-6	64	64	0	
Maděra, Martin	2	2,091	2,085	-6	51	51	0	Playoffs Div. A, 1/16-Final
Стороженко, Гліб	3	1,966	1,973	7	53	53	0	
Caics, Edgars	4	2,235	2,232	-3	67	67	0	Playoffs Div. A, 1/16-Final
Fuchs, Petr	3	1,938	1,940	2	63	63	0	
Božič, Anže	1	1,985	1,978	-7	49	48	-1	Playoffs Div. A, 1/16-Final
Boštík, Michal	5	1,986	1,997	11	63	62	-1	
Nilsson, Eddie	4	2,213	2,216	3	53	53	0	Playoffs Div. A, 1/16-Final
Černocho, Miroslav	2	1,915	1,912	-3	60	60	0	

Table 3: (Continuation List of games)

Player	Result	Glicko old	Glicko new	$\Delta$ Glicko	RD old	RD new	$\Delta$ RD	Comment
Larsson, Emil	0	2,015	2,004	-11	57	57	0	Playoffs Div. A, 1/16-Final
Kalniņš, Sandis	2	1,972	1,981	9	54	53	-1	
Petr, Patrik	5	2,287	2,289	2	52	52	0	Playoffs Div. A, 1/16-Final
Månsson, Truls	3	1,939	1,937	-2	49	49	0	
Ležík, Matej	2	2,016	2,003	-13	65	65	0	Playoffs Div. A, 1/16-Final
Matýšek, Jakub	5	1,989	2,001	12	62	61	-1	
Матанцев, Евгений	6	2,158	2,160	2	53	53	0	Playoffs Div. A, 1/16-Final
Plešák, Pavel	2	1,864	1,862	-2	45	45	0	
Chylík ml., Jiří	4	2,094	2,083	-11	64	63	-1	Playoffs Div. A, 1/16-Final
Reķis, Jēkabs	6	2,078	2,087	9	56	55	-1	
Naglis, Kristaps	6	2,088	2,095	7	61	61	0	Playoffs Div. A, 1/16-Final
Hermansson, Gustaf	2	1,933	1,929	-4	52	52	0	
Naglis, Edgars	3	2,096	2,085	-11	54	54	0	Playoffs Div. A, 1/16-Final
Kimberg, Anton	5	1,946	1,961	15	64	63	-1	
Lasmanis, Gints	2	2,094	2,085	-9	59	59	0	Playoffs Div. A, 1/16-Final
Klazar, Matyáš	3	1,919	1,929	10	61	60	-1	
Saulītis, Mikus	4	1,990	2,000	10	56	55	-1	Playoffs Div. A, 1/16-Final
Lebl, Kryštof	2	2,032	2,021	-11	60	60	0	
Kalniņš, Rainers	9	2,363	2,365	2	58	58	0	Playoffs Div. A, 1/16-Final
Dion, Till	2	1,925	1,924	-1	49	49	0	
Sládek, Jakub	6	1,994	2,001	7	58	57	-1	Playoffs Div. A, 1/16-Final
Henttonen, Ville	1	1,914	1,909	-5	47	47	0	
Kobrie, Michal	7	2,146	2,150	4	53	53	0	Playoffs Div. A, 1/16-Final
Kubica, Miloslav	4	1,935	1,930	-5	64	64	0	
Maděra, Martin	2	2,085	2,076	-9	51	51	0	Playoffs Div. A, 1/16-Final
Стороженко, Гліб	5	1,973	1,983	10	53	52	-1	
Saics, Edgars	4	2,232	2,230	-2	67	66	-1	Playoffs Div. A, 1/16-Final
Fuchs, Petr	3	1,940	1,942	2	63	63	0	
Božič, Anže	5	1,978	1,978	0	48	48	0	Playoffs Div. A, 1/16-Final
Bošťák, Michal	4	1,997	1,996	-1	62	62	0	
Nilsson, Eddie	0	2,216	2,202	-14	53	53	0	Playoffs Div. A, 1/16-Final
Černoch, Miroslav	5	1,912	1,929	17	60	60	0	
Larsson, Emil	5	2,004	2,013	9	57	56	-1	Playoffs Div. A, 1/16-Final
Kalniņš, Sandis	1	1,981	1,973	-8	53	53	0	
Petr, Patrik	4	2,289	2,291	2	52	52	0	Playoffs Div. A, 1/16-Final
Månsson, Truls	1	1,937	1,935	-2	49	49	0	
Ležík, Matej	2	2,003	1,991	-12	65	64	-1	Playoffs Div. A, 1/16-Final
Matýšek, Jakub	4	2,001	2,011	10	61	61	0	
Матанцев, Евгений	5	2,160	2,155	-5	53	53	0	Playoffs Div. A, 1/16-Final
Plešák, Pavel	4	1,862	1,866	4	45	45	0	
Chylík ml., Jiří	4	2,083	2,094	11	63	62	-1	Playoffs Div. A, 1/16-Final
Reķis, Jēkabs	1	2,087	2,079	-8	55	55	0	
Naglis, Kristaps	6	2,095	2,100	5	61	60	-1	Playoffs Div. A, 1/16-Final
Hermansson, Gustaf	2	1,929	1,924	-5	52	52	0	
Naglis, Edgars	1	2,085	2,074	-11	54	54	0	Playoffs Div. A, 1/16-Final
Kimberg, Anton	4	1,961	1,976	15	63	63	0	
Lasmanis, Gints	4	2,085	2,090	5	59	58	-1	Playoffs Div. A, 1/16-Final
Klazar, Matyáš	1	1,929	1,923	-6	60	60	0	

Table 3: (Continuation List of games)

Player	Result	Glicko old	Glicko new	$\Delta$ Glicko	RD old	RD new	$\Delta$ RD	Comment
Saulītis, Mikus	4	2,000	2,005	5	55	55	0	Playoffs Div. A, 1/16-Final
Lebl, Kryštof	3	2,021	2,016	-5	60	59	-1	
Kalniņš, Rainers	6	2,365	2,366	1	58	58	0	Playoffs Div. A, 1/16-Final
Dion, Till	2	1,924	1,923	-1	49	49	0	
Sládek, Jakub	5	2,001	2,008	7	57	57	0	Playoffs Div. A, 1/16-Final
Henttonen, Ville	0	1,909	1,904	-5	47	46	-1	
Kobrlé, Michal	4	2,150	2,150	0	53	52	-1	Playoffs Div. A, 1/16-Final
Kubica, Miloslav	3	1,930	1,931	1	64	64	0	
Maděra, Martin	3	2,076	2,077	1	51	51	0	Playoffs Div. A, 1/16-Final
Стороженко, Гліб	2	1,983	1,981	-2	52	52	0	
Caics, Edgars	6	2,230	2,234	4	66	66	0	Playoffs Div. A, 1/16-Final
Fuchs, Petr	3	1,942	1,938	-4	63	63	0	
Božič, Anže	4	1,978	1,985	7	48	48	0	Playoffs Div. A, 1/16-Final
Boštk, Michal	1	1,996	1,985	-11	62	61	-1	
Nilsson, Eddie	6	2,202	2,205	3	53	53	0	Playoffs Div. A, 1/16-Final
Černoch, Miroslav	0	1,929	1,926	-3	60	60	0	
Larsson, Emil	2	2,013	2,012	-1	56	56	0	Playoffs Div. A, 1/16-Final
Kalniņš, Sandis	1	1,973	1,974	1	53	53	0	
Petr, Patrik	6	2,291	2,293	2	52	52	0	Playoffs Div. A, 1/16-Final
Månsson, Truls	1	1,935	1,934	-1	49	49	0	
Ležík, Matej	3	1,991	1,997	6	64	64	0	Playoffs Div. A, 1/16-Final
Matýšek, Jakub	2	2,011	2,006	-5	61	60	-1	
Матанцев, Евгений	6	2,155	2,157	2	53	53	0	Playoffs Div. A, 1/16-Final
Plešák, Pavel	4	1,866	1,864	-2	45	45	0	
Chytlík ml., Jiří	6	2,094	2,104	10	62	61	-1	Playoffs Div. A, 1/16-Final
Reķis, Jēkabs	3	2,079	2,071	-8	55	55	0	
Naglis, Kristaps	3	2,100	2,091	-9	60	60	0	Playoffs Div. A, 1/16-Final
Hermansson, Gustaf	4	1,924	1,932	8	52	52	0	
Naglis, Edgars	8	2,074	2,080	6	54	53	-1	Playoffs Div. A, 1/16-Final
Kimberg, Anton	3	1,976	1,968	-8	63	62	-1	
Lasmanis, Gints	1	2,090	2,081	-9	58	58	0	Playoffs Div. A, 1/16-Final
Klazar, Matyáš	2	1,923	1,933	10	60	60	0	
Saulītis, Mikus	5	2,005	2,014	9	55	55	0	Playoffs Div. A, 1/16-Final
Lebl, Kryštof	3	2,016	2,006	-10	59	58	-1	
Kalniņš, Rainers	8	2,366	2,368	2	58	58	0	Playoffs Div. A, 1/16-Final
Dion, Till	1	1,923	1,922	-1	49	49	0	
Maděra, Martin	2	2,077	2,075	-2	51	50	-1	Playoffs Div. A, 1/16-Final
Стороженко, Гліб	3	1,981	1,983	2	52	52	0	
Božič, Anže	8	1,985	1,992	7	48	48	0	Playoffs Div. A, 1/16-Final
Boštk, Michal	2	1,985	1,975	-10	61	61	0	
Nilsson, Eddie	4	2,205	2,208	3	53	53	0	Playoffs Div. A, 1/16-Final
Černoch, Miroslav	1	1,926	1,922	-4	60	60	0	
Larsson, Emil	3	2,012	2,020	8	56	55	-1	Playoffs Div. A, 1/16-Final
Kalniņš, Sandis	1	1,974	1,967	-7	53	53	0	
Ležík, Matej	6	1,997	2,009	12	64	63	-1	Playoffs Div. A, 1/16-Final
Matýšek, Jakub	1	2,006	1,995	-11	60	60	0	
Chytlík ml., Jiří	2	2,104	2,092	-12	61	61	0	Playoffs Div. A, 1/16-Final
Reķis, Jēkabs	5	2,071	2,080	9	55	55	0	

Table 3: (Continuation List of games)

Player	Result	Glicko old	Glicko new	$\Delta$ Glicko	RD old	RD new	$\Delta$ RD	Comment
Naglis, Kristaps	4	2,091	2,096	5	60	59	-1	Playoffs Div. A, 1/16-Final
Hermansson, Gustaf	1	1,932	1,927	-5	52	52	0	
Naglis, Edgars	2	2,080	2,074	-6	53	53	0	Playoffs Div. A, 1/16-Final
Kimberg, Anton	3	1,968	1,977	9	62	62	0	
Lasmanis, Gints	4	2,081	2,087	6	58	57	-1	Playoffs Div. A, 1/16-Final
Klazar, Matyáš	1	1,933	1,927	-6	60	60	0	
Božič, Anže	9	1,992	1,998	6	48	48	0	Playoffs Div. A, 1/16-Final
Boštk, Michal	1	1,975	1,965	-10	61	60	-1	
Larsson, Emil	1	2,020	2,018	-2	55	55	0	Playoffs Div. A, 1/16-Final
Kalniņš, Sandis	2	1,967	1,968	1	53	53	0	
Ležik, Matej	3	2,009	2,020	11	63	63	0	Playoffs Div. A, 1/16-Final
Matýšek, Jakub	0	1,995	1,986	-9	60	59	-1	
Chylík ml., Jiří	4	2,092	2,082	-10	61	60	-1	Playoffs Div. A, 1/16-Final
Reķis, Jēkabs	7	2,080	2,089	9	55	54	-1	
Naglis, Edgars	5	2,074	2,072	-2	53	53	0	Playoffs Div. A, 1/16-Final
Kimberg, Anton	4	1,977	1,980	3	62	62	0	
Lasmanis, Gints	4	2,087	2,092	5	57	57	0	Playoffs Div. A, 1/16-Final
Klazar, Matyáš	1	1,927	1,921	-6	60	59	-1	
Larsson, Emil	2	2,018	2,021	3	55	55	0	Playoffs Div. A, 1/16-Final
Kalniņš, Sandis	1	1,968	1,966	-2	53	52	-1	
Ležik, Matej	1	2,020	2,024	4	63	63	0	Playoffs Div. A, 1/16-Final
Matýšek, Jakub	0	1,986	1,982	-4	59	59	0	
Naglis, Edgars	3	2,072	2,077	5	53	53	0	Playoffs Div. A, 1/16-Final
Kimberg, Anton	0	1,980	1,972	-8	62	61	-1	
Kalniņš, Rainers	6	2,368	2,370	2	58	58	0	Playoffs Div. A, 1/8-Final
Sládek, Jakub	0	2,008	2,006	-2	57	57	0	
Kobrl, Michal	4	2,150	2,154	4	52	52	0	Playoffs Div. A, 1/8-Final
Стороженко, Гліб	1	1,983	1,979	-4	52	52	0	
Caics, Edgars	6	2,234	2,227	-7	66	65	-1	Playoffs Div. A, 1/8-Final
Božič, Anže	5	1,998	2,001	3	48	47	-1	
Nilsson, Eddie	2	2,208	2,204	-4	53	53	0	Playoffs Div. A, 1/8-Final
Larsson, Emil	3	2,021	2,025	4	55	54	-1	
Petr, Patrik	5	2,293	2,295	2	52	52	0	Playoffs Div. A, 1/8-Final
Ležik, Matej	3	2,024	2,020	-4	63	63	0	
Матанцев, Евгений	5	2,157	2,163	6	53	53	0	Playoffs Div. A, 1/8-Final
Reķis, Jēkabs	2	2,089	2,082	-7	54	54	0	
Naglis, Kristaps	3	2,096	2,106	10	59	59	0	Playoffs Div. A, 1/8-Final
Naglis, Edgars	0	2,077	2,070	-7	53	52	-1	
Lasmanis, Gints	4	2,092	2,081	-11	57	57	0	Playoffs Div. A, 1/8-Final
Saulītis, Mikus	7	2,014	2,024	10	55	55	0	
Kalniņš, Rainers	6	2,370	2,367	-3	58	58	0	Playoffs Div. A, 1/8-Final
Sládek, Jakub	5	2,006	2,009	3	57	57	0	
Kobrl, Michal	6	2,154	2,158	4	52	52	0	Playoffs Div. A, 1/8-Final
Стороженко, Гліб	4	1,979	1,975	-4	52	52	0	
Caics, Edgars	6	2,227	2,220	-7	65	65	0	Playoffs Div. A, 1/8-Final
Božič, Anže	5	2,001	2,005	4	47	47	0	
Nilsson, Eddie	6	2,204	2,208	4	53	52	-1	Playoffs Div. A, 1/8-Final
Larsson, Emil	4	2,025	2,021	-4	54	54	0	

Table 3: (Continuation List of games)

Player	Result	Glicko old	Glicko new	$\Delta$ Glicko	RD old	RD new	$\Delta$ RD	Comment
Petr, Patrik	4	2,295	2,298	3	52	51	-1	Playoffs Div. A, 1/8-Final
Ležík, Matej	0	2,020	2,016	-4	63	63	0	
Матанцев, Евгений	3	2,163	2,162	-1	53	52	-1	Playoffs Div. A, 1/8-Final
Reķis, Jēkabs	4	2,082	2,084	2	54	54	0	
Naglis, Kristaps	2	2,106	2,095	-11	59	58	-1	Playoffs Div. A, 1/8-Final
Naglis, Edgars	5	2,070	2,079	9	52	52	0	
Lasmanis, Gints	2	2,081	2,080	-1	57	56	-1	Playoffs Div. A, 1/8-Final
Saulītis, Mikus	3	2,024	2,025	1	55	54	-1	
Kalniņš, Rainers	2	2,367	2,360	-7	58	58	0	Playoffs Div. A, 1/8-Final
Sládek, Jakub	1	2,009	2,016	7	57	57	0	
Kobrlé, Michal	8	2,158	2,162	4	52	52	0	Playoffs Div. A, 1/8-Final
Стороженко, Гліб	3	1,975	1,971	-4	52	52	0	
Caics, Edgars	4	2,220	2,220	0	65	64	-1	Playoffs Div. A, 1/8-Final
Božič, Anže	3	2,005	2,005	0	47	47	0	
Nilsson, Eddie	6	2,208	2,212	4	52	52	0	Playoffs Div. A, 1/8-Final
Larsson, Emil	1	2,021	2,017	-4	54	54	0	
Petr, Patrik	5	2,298	2,300	2	51	51	0	Playoffs Div. A, 1/8-Final
Ležík, Matej	0	2,016	2,013	-3	63	63	0	
Матанцев, Евгений	0	2,162	2,152	-10	52	52	0	Playoffs Div. A, 1/8-Final
Reķis, Jēkabs	5	2,084	2,094	10	54	54	0	
Naglis, Kristaps	3	2,095	2,085	-10	58	58	0	Playoffs Div. A, 1/8-Final
Naglis, Edgars	6	2,079	2,087	8	52	52	0	
Lasmanis, Gints	2	2,080	2,087	7	56	56	0	Playoffs Div. A, 1/8-Final
Saulītis, Mikus	0	2,025	2,018	-7	54	54	0	
Kalniņš, Rainers	5	2,360	2,353	-7	58	58	0	Playoffs Div. A, 1/8-Final
Sládek, Jakub	6	2,016	2,023	7	57	57	0	
Kobrlé, Michal	7	2,162	2,166	4	52	51	-1	Playoffs Div. A, 1/8-Final
Стороженко, Гліб	0	1,971	1,967	-4	52	52	0	
Caics, Edgars	4	2,220	2,225	5	64	64	0	Playoffs Div. A, 1/8-Final
Božič, Anže	1	2,005	2,002	-3	47	47	0	
Nilsson, Eddie	6	2,212	2,216	4	52	52	0	Playoffs Div. A, 1/8-Final
Larsson, Emil	2	2,017	2,013	-4	54	54	0	
Petr, Patrik	2	2,300	2,288	-12	51	51	0	Playoffs Div. A, 1/8-Final
Ležík, Matej	5	2,013	2,031	18	63	63	0	
Матанцев, Евгений	5	2,152	2,159	7	52	52	0	Playoffs Div. A, 1/8-Final
Reķis, Jēkabs	1	2,094	2,087	-7	54	54	0	
Naglis, Kristaps	4	2,085	2,085	0	58	58	0	Playoffs Div. A, 1/8-Final
Naglis, Edgars	5	2,087	2,087	0	52	52	0	
Lasmanis, Gints	2	2,087	2,094	7	56	55	-1	Playoffs Div. A, 1/8-Final
Saulītis, Mikus	0	2,018	2,012	-6	54	54	0	
Kalniņš, Rainers	2	2,353	2,337	-16	58	58	0	Playoffs Div. A, 1/8-Final
Sládek, Jakub	4	2,023	2,039	16	57	57	0	
Nilsson, Eddie	2	2,216	2,216	0	52	52	0	Playoffs Div. A, 1/8-Final
Larsson, Emil	1	2,013	2,013	0	54	54	0	
Petr, Patrik	6	2,288	2,291	3	51	51	0	Playoffs Div. A, 1/8-Final
Ležík, Matej	1	2,031	2,027	-4	63	63	0	
Матанцев, Евгений	2	2,159	2,150	-9	52	51	-1	Playoffs Div. A, 1/8-Final
Reķis, Jēkabs	5	2,087	2,097	10	54	53	-1	

Table 3: (Continuation List of games)

Player	Result	Glicko old	Glicko new	$\Delta$ Glicko	RD old	RD new	$\Delta$ RD	Comment
Naglis, Kristaps	5	2,085	2,094	9	58	57	-1	Playoffs Div. A, 1/8-Final
Naglis, Edgars	1	2,087	2,079	-8	52	52	0	
Lasmanis, Gints	2	2,094	2,097	3	55	55	0	Playoffs Div. A, 1/8-Final
Saulītis, Mikus	1	2,012	2,009	-3	54	54	0	
Kalniņš, Rainers	2	2,337	2,335	-2	58	58	0	Playoffs Div. A, 1/8-Final
Sládek, Jakub	1	2,039	2,040	1	57	57	0	
Матанцев, Евгений	5	2,150	2,156	6	51	51	0	Playoffs Div. A, 1/8-Final
Reķis, Jēkabs	2	2,097	2,090	-7	53	53	0	
Naglis, Kristaps	3	2,094	2,089	-5	57	57	0	Playoffs Div. A, 1/8-Final
Naglis, Edgars	4	2,079	2,083	4	52	51	-1	
Lasmanis, Gints	4	2,097	2,103	6	55	55	0	Playoffs Div. A, 1/8-Final
Saulītis, Mikus	2	2,009	2,003	-6	54	54	0	
Матанцев, Евгений	0	2,156	2,147	-9	51	51	0	Playoffs Div. A, 1/8-Final
Reķis, Jēkabs	3	2,090	2,099	9	53	53	0	
Kalniņš, Rainers	8	2,335	2,340	5	58	57	-1	Playoffs Div. A, Quarterfinal
Kobrlē, Michal	4	2,166	2,162	-4	51	51	0	
Caics, Edgars	5	2,225	2,225	0	64	63	-1	Playoffs Div. A, Quarterfinal
Nilsson, Eddie	4	2,216	2,216	0	52	52	0	
Petr, Patrik	2	2,291	2,284	-7	51	51	0	Playoffs Div. A, Quarterfinal
Reķis, Jēkabs	3	2,099	2,107	8	53	53	0	
Naglis, Edgars	6	2,083	2,091	8	51	51	0	Playoffs Div. A, Quarterfinal
Lasmanis, Gints	0	2,103	2,094	-9	55	54	-1	
Kalniņš, Rainers	6	2,340	2,345	5	57	57	0	Playoffs Div. A, Quarterfinal
Kobrlē, Michal	0	2,162	2,158	-4	51	51	0	
Caics, Edgars	7	2,225	2,236	11	63	62	-1	Playoffs Div. A, Quarterfinal
Nilsson, Eddie	3	2,216	2,209	-7	52	51	-1	
Petr, Patrik	4	2,284	2,273	-11	51	51	0	Playoffs Div. A, Quarterfinal
Reķis, Jēkabs	6	2,107	2,119	12	53	53	0	
Naglis, Edgars	3	2,091	2,087	-4	51	51	0	Playoffs Div. A, Quarterfinal
Lasmanis, Gints	4	2,094	2,098	4	54	54	0	
Kalniņš, Rainers	7	2,345	2,350	5	57	57	0	Playoffs Div. A, Quarterfinal
Kobrlē, Michal	2	2,158	2,154	-4	51	51	0	
Caics, Edgars	3	2,236	2,224	-12	62	62	0	Playoffs Div. A, Quarterfinal
Nilsson, Eddie	6	2,209	2,217	8	51	51	0	
Petr, Patrik	0	2,273	2,263	-10	51	50	-1	Playoffs Div. A, Quarterfinal
Reķis, Jēkabs	6	2,119	2,130	11	53	53	0	
Naglis, Edgars	2	2,087	2,084	-3	51	51	0	Playoffs Div. A, Quarterfinal
Lasmanis, Gints	3	2,098	2,102	4	54	54	0	
Kalniņš, Rainers	6	2,350	2,354	4	57	56	-1	Playoffs Div. A, Quarterfinal
Kobrlē, Michal	2	2,154	2,150	-4	51	51	0	
Caics, Edgars	7	2,224	2,234	10	62	61	-1	Playoffs Div. A, Quarterfinal
Nilsson, Eddie	4	2,217	2,209	-8	51	51	0	
Petr, Patrik	6	2,263	2,267	4	50	50	0	Playoffs Div. A, Quarterfinal
Reķis, Jēkabs	4	2,130	2,125	-5	53	53	0	
Naglis, Edgars	1	2,084	2,081	-3	51	51	0	Playoffs Div. A, Quarterfinal
Lasmanis, Gints	2	2,102	2,106	4	54	53	-1	
Caics, Edgars	6	2,234	2,244	10	61	60	-1	Playoffs Div. A, Quarterfinal
Nilsson, Eddie	1	2,209	2,203	-6	51	51	0	

Table 3: (Continuation List of games)

Player	Result	Glicko old	Glicko new	$\Delta$ Glicko	RD old	RD new	$\Delta$ RD	Comment
Petr, Patrik	5	2,267	2,261	-6	50	50	0	Playoffs Div. A, Quarterfinal
Reķis, Jēkabs	6	2,125	2,132	7	53	53	0	
Naglis, Edgars	9	2,081	2,088	7	51	50	-1	Playoffs Div. A, Quarterfinal
Lasmanis, Gints	0	2,106	2,097	-9	53	53	0	
Naglis, Edgars	6	2,088	2,096	8	50	50	0	Playoffs Div. A, Quarterfinal
Lasmanis, Gints	4	2,097	2,089	-8	53	53	0	
Naglis, Edgars	6	2,096	2,103	7	50	50	0	Playoffs Div. A, Quarterfinal
Lasmanis, Gints	3	2,089	2,082	-7	53	52	-1	
Kalniņš, Rainers	3	2,354	2,347	-7	56	56	0	Playoffs Div. A, Semifinal
Caics, Edgars	4	2,244	2,252	8	60	60	0	
Reķis, Jēkabs	2	2,132	2,124	-8	53	53	0	Playoffs Div. A, Semifinal
Naglis, Edgars	4	2,103	2,110	7	50	50	0	
Kalniņš, Rainers	1	2,347	2,336	-11	56	56	0	Playoffs Div. A, Semifinal
Caics, Edgars	4	2,252	2,264	12	60	59	-1	
Reķis, Jēkabs	3	2,124	2,115	-9	53	52	-1	Playoffs Div. A, Semifinal
Naglis, Edgars	9	2,110	2,118	8	50	50	0	
Kalniņš, Rainers	5	2,336	2,343	7	56	55	-1	Playoffs Div. A, Semifinal
Caics, Edgars	3	2,264	2,257	-7	59	59	0	
Reķis, Jēkabs	3	2,115	2,119	4	52	52	0	Playoffs Div. A, Semifinal
Naglis, Edgars	2	2,118	2,114	-4	50	50	0	
Kalniņš, Rainers	1	2,343	2,341	-2	55	55	0	Playoffs Div. A, Semifinal
Caics, Edgars	2	2,257	2,259	2	59	58	-1	
Reķis, Jēkabs	3	2,119	2,115	-4	52	52	0	Playoffs Div. A, Semifinal
Naglis, Edgars	4	2,114	2,118	4	50	50	0	
Kalniņš, Rainers	4	2,341	2,343	2	55	55	0	Playoffs Div. A, Semifinal
Caics, Edgars	3	2,259	2,256	-3	58	58	0	
Reķis, Jēkabs	6	2,115	2,119	4	52	52	0	Playoffs Div. A, Semifinal
Naglis, Edgars	5	2,118	2,114	-4	50	49	-1	
Kalniņš, Rainers	3	2,343	2,349	6	55	54	-1	Playoffs Div. A, Semifinal
Caics, Edgars	1	2,256	2,249	-7	58	57	-1	
Reķis, Jēkabs	2	2,119	2,112	-7	52	52	0	Playoffs Div. A, Semifinal
Naglis, Edgars	6	2,114	2,121	7	49	49	0	
Kalniņš, Rainers	4	2,349	2,355	6	54	54	0	Playoffs Div. A, Semifinal
Caics, Edgars	1	2,249	2,243	-6	57	57	0	
Caics, Edgars	8	2,243	2,249	6	57	56	-1	Playoffs Div. A, Match for the 3rd place
Reķis, Jēkabs	1	2,112	2,107	-5	52	52	0	
Caics, Edgars	4	2,249	2,254	5	56	56	0	Playoffs Div. A, Match for the 3rd place
Reķis, Jēkabs	0	2,107	2,102	-5	52	52	0	
Caics, Edgars	2	2,254	2,242	-12	56	56	0	Playoffs Div. A, Match for the 3rd place
Reķis, Jēkabs	5	2,102	2,113	11	52	52	0	
Caics, Edgars	3	2,242	2,239	-3	56	55	-1	Playoffs Div. A, Match for the 3rd place, Edgars Third!
Reķis, Jēkabs	2	2,113	2,115	2	52	52	0	
Kalniņš, Rainers	6	2,355	2,359	4	54	54	0	Playoffs Div. A, Final
Naglis, Edgars	4	2,121	2,118	-3	49	49	0	
Kalniņš, Rainers	5	2,359	2,362	3	54	54	0	Playoffs Div. A, Final
Naglis, Edgars	2	2,118	2,116	-2	49	49	0	
Kalniņš, Rainers	2	2,362	2,353	-9	54	54	0	Playoffs Div. A, Final
Naglis, Edgars	3	2,116	2,123	7	49	49	0	

Table 3: (Continuation List of games)

Player	Result	Glicko old	Glicko new	$\Delta$ Glicko	RD old	RD new	$\Delta$ RD	Comment
Kalniņš, Rainers	7	2,353	2,357	4	54	53	-1	Playoffs Div. A, Final
Naglis, Edgars	2	2,123	2,120	-3	49	49	0	
Kalniņš, Rainers	10	2,357	2,360	3	53	53	0	Playoffs Div. A, Final, Rainers Winner!
Naglis, Edgars	4	2,120	2,117	-3	49	49	0	

## List of upsets

Table 4 contains all upsets of the tournament. What is an upset?

The legend to the rating tables states that the true playing strength of a player lies with a probability of 95% in the interval  $\text{Glicko} \pm 2 \cdot \text{RD}$ .

If these intervals of the two players are disjoint and the player with the lower Glicko value still wins, this is an upset by my definition. The further apart the two intervals are (column *Gap* in the table), the greater the surprise and the games in this table are sorted accordingly (the biggest surprise is at the top).

Table 4: Upsets

Gap	Date	Player	Result	Glicko old	Glicko new	$\Delta$ Glicko	RD old	RD new	$\Delta$ RD	Tournament	Comment
267	19.04.	Janouškovec, Pavel	2	1,269	1,359	90	129	129	0	Czech Open 2025	First Round, Group 4, 11 Tour
	2025	Fuchs, Petr	0	1,964	1,926	-38	85	85	0		
247	19.04.	Kalniņš, Rainers	5	2,377	2,363	-14	58	58	0	Czech Open 2025	Playoffs Div. A, 1/16-Final
	2025	Dion, Till	6	1,916	1,925	9	49	49	0		
224	19.04.	Rjavec, Bernard	3	1,916	1,894	-22	75	75	0	Czech Open 2025	First Round, Group 6, 15 Tour
	2025	Vacke, Vojtěch	4	1,352	1,388	36	95	95	0		
182	19.04.	Caics, Edgars	2	2,260	2,242	-18	69	69	0	Czech Open 2025	2nd Round, Division A1, 15 Tour
	2025	Růžička, Tomáš	3	1,798	1,817	19	71	71	0		
153	19.04.	Tabara, Oskar	4	1,242	1,456	214	199	197	-2	Czech Open 2025	First Round, Group 4, 3 Tour
	2025	Hermansson, Gustaf	1	1,919	1,901	-18	63	63	0		
147	19.04.	Moravec St., Martin	3	1,450	1,482	32	91	90	-1	Czech Open 2025	First Round, Group 3, 9 Tour
	2025	Kurka, Josef	2	1,947	1,920	-27	84	84	0		
135	19.04.	Tabara, Oliver	3	983	1,173	190	188	186	-2	Czech Open 2025	First Round, Group 1, 5 Tour
	2025	Kurzemnieks, Krišjānis	1	1,636	1,611	-25	71	71	0		
122	19.04.	Pikl, Václav	0	1,880	1,859	-21	75	75	0	Czech Open 2025	First Round, Group 4, 8 Tour
	2025	Hrnčf, Radek	1	1,386	1,433	47	111	111	0		
114	19.04.	Kalniņš, Rainers	5	2,360	2,353	-7	58	58	0	Czech Open 2025	Playoffs Div. A, 1/8-Final
	2025	Sládek, Jakub	6	2,016	2,023	7	57	57	0		
113	19.04.	Kobrlé, Michal	4	2,143	2,123	-20	63	63	0	Czech Open 2025	First Round, Group 6, 3 Tour
	2025	Vomáčka, Jonáš	6	1,710	1,758	48	97	97	0		
112	19.04.	Kalniņš, Rainers	4	2,342	2,329	-13	60	60	0	Czech Open 2025	First Round, Group 1, 18 Tour
	2025	Matýšek, Jakub	5	1,950	1,974	24	80	80	0		
109	19.04.	Sedláček, Josef	4	1,607	1,637	30	91	90	-1	Czech Open 2025	First Round, Group 2, 8 Tour
	2025	Lasmanis, Gints	3	2,052	2,030	-22	77	76	-1		
102	19.04.	Nilsson, Eddie	1	2,232	2,222	-10	55	55	0	Czech Open 2025	First Round, Group 4, 1 Tour
	2025	Hermansson, Gustaf	2	1,894	1,908	14	63	63	0		
102	19.04.	Saulītis, Renārs	3	1,321	1,345	24	80	80	0	Czech Open 2025	First Round, Group 5, 2 Tour
	2025	Ševr, Miloš	2	1,779	1,744	-35	98	97	-1		
100	19.04.	Kalniņš, Rainers	2	2,353	2,337	-16	58	58	0	Czech Open 2025	Playoffs Div. A, 1/8-Final
	2025	Sládek, Jakub	4	2,023	2,039	16	57	57	0		
99	19.04.	Matýšek, Jakub	0	2,036	1,993	-43	92	91	-1	Czech Open 2025	First Round, Group 1, 6 Tour
	2025	Kurzemnieks, Krišjānis	3	1,611	1,637	26	71	71	0		
98	19.04.	Pala, Aleš	5	1,555	1,597	42	91	90	-1	Czech Open 2025	First Round, Group 5, 13 Tour
	2025	Černoch, Miroslav	3	2,001	1,967	-34	83	82	-1		
97	19.04.	Gripp, Gunnar	2	1,606	1,597	-9	43	43	0	Czech Open 2025	2nd Round, Division D, 3 Tour
	2025	Kadlec, Daniel	4	1,183	1,256	73	120	118	-2		
94	19.04.	Remeika, Gintautas	2	1,658	1,644	-14	64	64	0	Czech Open 2025	First Round, Group 4, 1 Tour
	2025	Tabara, Oskar	3	1,024	1,191	167	206	202	-4		
93	19.04.	Матанцев, Евгений	3	2,164	2,149	-15	56	56	0	Czech Open 2025	2nd Round, Division A2, 5 Tour
	2025	Thomas, Simon	5	1,849	1,864	15	55	55	0		
89	19.04.	Touš, Michal	3	1,857	1,873	16	67	67	0	Czech Open 2025	First Round, Group 2, 8 Tour
	2025	Матанцев, Евгений	2	2,198	2,186	-12	59	59	0		
78	19.04.	Gripp, Gunnar	1	1,608	1,602	-6	43	43	0	Czech Open 2025	Playoffs Div. D, Semifinal
	2025	Kadlec, Daniel	2	1,280	1,303	23	82	82	0		
78	19.04.	Nilsson, Eddie	0	2,216	2,202	-14	53	53	0	Czech Open 2025	Playoffs Div. A, 1/16-Final
	2025	Černoch, Miroslav	5	1,912	1,929	17	60	60	0		
75	19.04.	Стороженко, Гліб	3	1,959	1,974	15	55	55	0	Czech Open 2025	2nd Round, Division A2, 8 Tour
	2025	Nilsson, Eddie	1	2,250	2,236	-14	53	53	0		

Table 4: (Continuation)

Gap	Date	Player	Result	Glicko old	Glicko new	$\Delta$ Glicko	RD old	RD new	$\Delta$ RD	Tournament	Comment
75	19.04.	Kalniņš, Sandis	2	1,941	1,951	10	57	57	0	Czech Open 2025	2nd Round, Division A2, 9 Tour
	2025		1	2,236	2,227	-9	53	53	0		
59	19.04.	Petr, Patrik	2	2,300	2,288	-12	51	51	0	Czech Open 2025	Playoffs Div. A, 1/8-Final
	2025		5	2,013	2,031	18	63	63	0		
56	19.04.	Матанцев, Евгений	5	2,156	2,146	-10	55	55	0	Czech Open 2025	2nd Round, Division A2, 10 Tour
	2025		6	1,880	1,890	10	55	55	0		
49	19.04.	Matýsek, Jakub	2	2,005	1,979	-26	86	85	-1	Czech Open 2025	First Round, Group 1, 11 Tour
	2025		3	1,648	1,664	16	68	68	0		
42	19.04.	Ležík, Matej	1	2,026	2,003	-23	83	82	-1	Czech Open 2025	First Round, Group 2, 15 Tour
	2025		2	1,732	1,738	6	43	43	0		
40	19.04.	Reķis, Jēkabs	3	2,117	2,104	-13	61	61	0	Czech Open 2025	First Round, Group 4, 12 Tour
	2025		4	1,837	1,849	12	59	58	-1		
40	19.04.	Kalniņš, Rainers	2	2,362	2,353	-9	54	54	0	Czech Open 2025	Playoffs Div. A, Final
	2025		3	2,116	2,123	7	49	49	0		
35	19.04.	Pala, Aleš	7	1,573	1,611	38	89	88	-1	Czech Open 2025	First Round, Group 5, 15 Tour
	2025		2	1,888	1,875	-13	51	51	0		
32	19.04.	Remeika, Žygimantas	1	1,903	1,889	-14	64	64	0	Czech Open 2025	First Round, Group 3, 9 Tour
	2025		2	1,559	1,589	30	92	91	-1		
29	19.04.	Gruncł, Ondřej	2	1,457	1,488	31	94	93	-1	Czech Open 2025	First Round, Group 1, 12 Tour
	2025		1	1,844	1,818	-26	85	85	0		
28	19.04.	Pikl, Václav	3	1,811	1,826	15	69	69	0	Czech Open 2025	First Round, Group 4, 15 Tour
	2025		2	2,099	2,087	-12	61	61	0		
25	19.04.	Nádvorník, Martin	2	1,088	1,128	40	106	104	-2	Czech Open 2025	2nd Round, Division D, 14 Tour
	2025		1	1,467	1,449	-18	71	70	-1		
20	19.04.	Caics, Edgars	2	2,251	2,229	-22	68	68	0	Czech Open 2025	2nd Round, Division A1, 19 Tour
	2025		4	1,969	1,987	18	63	63	0		
15	19.04.	Kobrlé, Michal	5	2,124	2,115	-9	55	55	0	Czech Open 2025	2nd Round, Division A2, 15 Tour
	2025		6	1,881	1,892	11	59	59	0		
9	19.04.	Boščík, Michal	3	2,004	1,969	-35	100	99	-1	Czech Open 2025	First Round, Group 3, 1 Tour
	2025		4	1,585	1,624	39	105	104	-1		
9	19.04.	Gruncł, Ondřej	5	1,471	1,495	24	72	72	0	Czech Open 2025	2nd Round, Division B, 18 Tour
	2025		1	1,748	1,730	-18	62	62	0		
7	19.04.	Zupančič, Domen	3	1,482	1,519	37	88	87	-1	Czech Open 2025	First Round, Group 6, 17 Tour
	2025		1	1,823	1,794	-29	79	78	-1		
5	19.04.	Kraus, Vladimír	2	1,839	1,817	-22	80	80	0	Czech Open 2025	First Round, Group 1, 16 Tour
	2025		3	1,492	1,520	28	91	90	-1		

## Offence and Defence

The next two tables show the average number of goals that each player has scored or received. The best players are at the top of the tables.

### Offence values

Table 5: Offence values

Player	Games	Goals	10+	Goals per game	
Kalniņš, Rainers	64	383	6	5,98	=====
Kobrlle, Michal	49	267	2	5,45	=====
Petr, Patrik	51	277	3	5,43	=====
Nilsson, Eddie	52	256	4	4,92	=====
Матаццев, Евгений	48	221	1	4,59	=====
Caics, Edgars	61	276	3	4,51	=====
Naglis, Kristaps	48	212	2	4,42	=====
Naglis, Edgars	68	295	1	4,34	=====
Chylík ml., Jiří	43	183		4,26	=====
Vacha, Jiří	41	171		4,17	=====
Bernhauser, Erik	46	190	1	4,13	=====
Gripp, Gunnar	46	184	1	4,00	=====
Pernica, Vít	43	166	1	3,86	=====
Boštík, Michal	43	164		3,81	=====
Maděra, Martin	42	160		3,81	=====
Reķis, Jēkabs	65	244	1	3,75	=====
Božič, Anže	47	172		3,66	=====
Lebl, Kryštof	41	148		3,61	=====
Lasmanis, Gints	56	196		3,50	=====
Touš, Michal	37	129		3,49	=====
Saulītis, Mikus	47	163		3,47	=====
Thomas, Simon	37	126		3,41	=====
Sládek, Jakub	47	160	1	3,40	=====
Janouškovec, Jan	38	128	2	3,37	=====
Ševr, Miloš	34	114	1	3,35	=====
Škrlep, Nejc	37	124	1	3,35	=====
Ležík, Matej	49	164	1	3,35	=====
Dion, Till	42	140		3,33	=====
Hermansson, Gustaf	42	140		3,33	=====
Larsson, Emil	49	163	1	3,33	=====
Стороженко, Гліб	46	153		3,33	=====
Nilsson, Henrik	37	123		3,32	=====
Lopaur, Zdeněk	41	136		3,32	=====
Plešák, Pavel	41	136	1	3,32	=====
Kraus, Vojtěch	37	121		3,27	=====
Целуйко, Артём	37	120	1	3,24	=====
Hudec, Karol	38	123	1	3,24	=====
Kubica, Miloslav	41	132		3,22	=====
Разкевич, Михайло	39	125		3,21	=====
Lahučký, Tomáš	37	118		3,19	=====
Vomáčka, Jonáš	37	116		3,14	=====
Kalniņš, Sandis	44	137		3,11	=====
Rjavec, Bernard	37	112		3,03	=====
Kadlec, Daniel	43	130		3,02	=====
Matýsek, Jakub	44	133		3,02	=====

Table 5: (Continuing offence values)

Player	Games	Goals	10+	Goals per game	
Herold, Kryštof	37	111		3,00	=====
Klazar, Matyáš	43	129		3,00	=====
Kimberg, Anton	44	131		2,98	=====
Bucek, Tomáš	37	110		2,97	=====
Henttonen, Ville	41	121	1	2,95	=====
Kurzemieks, Krišjānis	34	100		2,94	=====
Ženšek, Martin	37	108		2,92	=====
Gripp, Annika	34	99		2,91	=====
Kurka, Josef	34	99		2,91	=====
Pala, Aleš	34	99		2,91	=====
Dvořáček, David	37	104	1	2,81	=====
Šmíd, David	37	104		2,81	=====
Prihoda, Ludek	34	95		2,79	=====
Dion, Martin	34	95		2,79	=====
Fuchs, Petr	41	114		2,78	=====
Кондрашевський, Любомир	34	94	1	2,76	=====
Månsson, Truls	41	113		2,76	=====
Matýsek, Daniel	37	101		2,73	=====
Pohořalý, Pavel	37	101		2,73	=====
Kahoun ml., Tomáš	37	97		2,62	=====
Marek, František	34	89		2,62	=====
Remeika, Gintautas	34	89		2,62	=====
Chlebo, Ondřej	39	102		2,62	=====
Karlsson, Bie	37	95		2,57	=====
Kraus, Vladimír	37	95		2,57	=====
Černocho, Miroslav	42	107		2,54	=====
Janouškovec, Pavel	39	99		2,54	=====
Zupančič, Domen	34	86		2,52	=====
Herold, Adam	42	105		2,50	=====
Sedláček, Josef	40	100		2,50	=====
Krejza, Aleš	37	92	2	2,49	=====
Růžička, Tomáš	37	92		2,49	=====
Šurýn, Antonín	37	92		2,49	=====
Stanzelova, Vera	39	96	1	2,46	=====
Remeika, Žygimantas	37	91		2,46	=====
Kopřiva, Adam	37	87		2,35	=====
Jež, Robert	37	84		2,27	=====
Nádvorník, Martin	39	88		2,25	=====
Saulītis, Renārs	34	76		2,24	=====
Tabara, Oliver	34	76		2,24	=====
Moravec ml., Michael	34	75		2,21	=====
Holub, Petr	37	81		2,19	=====
Jerabek, Daniel	34	74		2,18	=====
Gruncl, Ondřej	34	73		2,15	=====
Pommerenke, Ralph	37	79		2,14	=====
Moravec St., Martin	34	72		2,12	=====
Nechutný, Hynek	34	72		2,12	=====
Pikl, Václav	37	77		2,08	=====
Hansson, Jan-Olof	34	70		2,06	=====
Vacke, Vojtěch	34	70		2,06	=====

Table 5: (Continuing offence values)

Player	Games	Goals	10+	Goals per game	
Vomáčka, Roman	34	70	2,06	=====	
Holub, Lukáš	34	66	1,94	=====	
Tabara, Oskar	34	66	1,94	=====	
Nádvorník, Vít	39	75	1,92	=====	
Вербицкий, Микола	37	66	1,78	=====	
Klazar, Petr	34	59	1,74	=====	
Hrnčf, Radek	34	56	1,65	=====	
Pošf, Vojtč	39	59	1,51	=====	
Zemčickis, Jānis	34	47	1,38	=====	
Kasnar, Vojtč	34	37	1,09	=====	
Werner, Filip	34	35	1,03	=====	
Kubáč, Jiří	39	30	0,77	=====	
Pošf ml., Jiří	39	24	0,62	=====	

## Defence values

Table 6: Defence values

Player	Games	Goals	Shutouts	Goals per game	
Kalniš, Sandis	44	89	9	2,02	=====
Nilsson, Eddie	52	108	9	2,08	=====
Kalniš, Rainers	64	137	8	2,14	=====
Kurzemnieks, Krišjānis	34	73	9	2,15	=====
Lasmanis, Gints	56	121	8	2,16	=====
Henttonen, Ville	41	89	6	2,17	=====
Sládek, Jakub	47	103	12	2,19	=====
Matýsek, Jakub	44	98	9	2,23	=====
Matýsek, Daniel	37	83	9	2,24	=====
Maděra, Martin	42	95	5	2,25	=====
Caics, Edgars	61	138	9	2,25	=====
Lebl, Kryštof	41	93	5	2,27	=====
Herold, Adam	42	96	5	2,29	=====
Ležík, Matej	49	112	7	2,29	=====
Petr, Patrik	51	117	9	2,29	=====
Kimberg, Anton	44	101	9	2,29	=====
Černocho, Miroslav	42	97	8	2,31	=====
Vacha, Jiří	41	95	4	2,31	=====
Larsson, Emil	49	117	4	2,39	=====
Naglis, Kristaps	48	115	7	2,40	=====
Gripp, Gunnar	46	111	8	2,41	=====
Herold, Kryštof	37	90	5	2,43	=====
Nilsson, Henrik	37	90	3	2,43	=====
Разкевич, Михайло	39	95	7	2,44	=====
Lopaur, Zdeněk	41	101	2	2,46	=====
Månsson, Truls	41	101	4	2,46	=====
Saulītis, Mikus	47	116	5	2,47	=====
Chylík ml., Jiří	43	108	3	2,50	=====
Hermansson, Gustaf	42	106	4	2,52	=====
Vomáčka, Roman	34	87	1	2,56	=====

Table 6: (Continuing defence values)

Player	Games	Goals	Shutouts	Goals per game	
Bucek, Tomáš	37	95	2	2,57	=====
Fuchs, Petr	41	106	5	2,59	=====
Jež, Robert	37	96	6	2,59	=====
Klazar, Matyáš	43	112	4	2,60	=====
Božič, Anže	47	124	1	2,64	=====
Стороженко, Гліб	46	122	3	2,65	=====
Rjavec, Bernard	37	99	1	2,68	=====
Remeika, Gintautas	34	92	3	2,71	=====
Zupančič, Domen	34	92	6	2,71	=====
Матанцев, Евгений	48	130	2	2,71	=====
Reķis, Jēkabs	65	177	10	2,72	=====
Krejza, Aleš	37	101	4	2,73	=====
Šmíd, David	37	101	9	2,73	=====
Thomas, Simon	37	101	2	2,73	=====
Kubica, Miloslav	41	115	3	2,80	=====
Vomáčka, Jonáš	37	104	4	2,81	=====
Nechutný, Hynek	34	96	4	2,82	=====
Saulītis, Renārs	34	96	2	2,82	=====
Touš, Michal	37	105	5	2,84	=====
Вербицкий, Микола	37	105	4	2,84	=====
Sedláček, Josef	40	114	6	2,85	=====
Tabara, Oliver	34	97	4	2,85	=====
Tabara, Oskar	34	97	3	2,85	=====
Kobrlé, Michal	49	140	6	2,86	=====
Moravec ml., Michael	34	98	3	2,88	=====
Naglis, Edgars	68	196	6	2,88	=====
Lahučký, Tomáš	37	107	3	2,89	=====
Ševr, Miloš	34	100	2	2,94	=====
Kopřiva, Adam	37	109	4	2,95	=====
Remeika, Žygimantas	37	109	3	2,95	=====
Šurýn, Antonín	37	109	5	2,95	=====
Pikl, Václav	37	110	2	2,97	=====
Pommerenke, Ralph	37	110	2	2,97	=====
Moravec St., Martin	34	103	1	3,03	=====
Dion, Martin	34	103	5	3,03	=====
Zemņickis, Jānis	34	103	7	3,03	=====
Pohořalý, Pavel	37	113	3	3,05	=====
Целуйко, Артём	37	113	5	3,05	=====
Hudec, Karol	38	117	5	3,08	=====
Dvořáček, David	37	117		3,16	=====
Boštík, Michal	43	136	4	3,16	=====
Kraus, Vladimír	37	118	4	3,19	=====
Plešák, Pavel	41	131	3	3,20	=====
Hansson, Jan-Olof	34	109	3	3,21	=====
Janouškovec, Jan	38	122	6	3,21	=====
Dion, Till	42	135	2	3,21	=====
Růžička, Tomáš	37	121	2	3,27	=====
Jerabek, Daniel	34	112	5	3,29	=====
Marek, František	34	112	3	3,29	=====
Karlsson, Bie	37	122	3	3,30	=====

Table 6: (Continuing defence values)

Player	Games	Goals	Shutouts	Goals per game	
Chlebo, Ondřej	39	129	4	3,31	=====
Gripp, Annika	34	115	1	3,38	=====
Kahoun ml., Tomáš	37	126	2	3,41	=====
Kraus, Vojtěch	37	126	3	3,41	=====
Janouškovec, Pavel	39	133	3	3,41	=====
Hrnčář, Radek	34	117	2	3,44	=====
Klazar, Petr	34	121	2	3,56	=====
Škrlep, Nejc	37	132	3	3,57	=====
Bernhauser, Erik	46	165	5	3,59	=====
Gruncel, Ondřej	34	122	1	3,59	=====
Kadlec, Daniel	43	159	2	3,70	=====
Holub, Petr	37	139	4	3,76	=====
Kurka, Josef	34	128		3,76	=====
Pernica, Vít	43	162	3	3,77	=====
Ženíšek, Martin	37	140	1	3,78	=====
Kasnar, Vojtěch	34	129	1	3,79	=====
Príhoda, Ludek	34	130	1	3,82	=====
Кондрашевський, Любомир	34	133		3,91	=====
Holub, Lukáš	34	134	2	3,94	=====
Pala, Aleš	34	140	1	4,12	=====
Vacke, Vojtěch	34	143	1	4,21	=====
Stanzelova, Vera	39	179	4	4,59	=====
Werner, Filip	34	164	1	4,82	=====
Nádvorník, Martin	39	197	3	5,05	=====
Pošík, Vojtěch	39	217	2	5,56	=====
Pošík ml., Jiří	39	232		5,95	=====
Nádvorník, Vít	39	240	1	6,15	=====
Kubáč, Jiří	39	244		6,26	=====

## Some numbers about the players

Now follow some numbers about each individual player. By my definition, a series is only a series if it is at least three games long (which is why not all four possible series – winning series, losing series, series with no wins and series with no losses – are listed for each player).

### Bernhauser, Erik

The Glicko value of Erik has changed from 1,549 to 1,466. The RD changed from 88 to 63 and the volatility from 42.426 to 41.413.

Erik has played 46 games. Of these, 23 are wins (of which 3 narrow wins), 2 are draws and 21 are defeats (of which 3 narrow defeats). Erik has scored 190 goals (4.13 per game, the median was 4.0). Erik has received 165 goals (3.59 per game, the median was 3.0). The highest win was with 10 goals difference. The highest loss was with 9 goals difference.

### Series

The longest winning streak lasted 8 games. The longest losing streak lasted 6 games. The longest streak without a win lasted 12 games. The longest streak without a loss lasted 11 games.

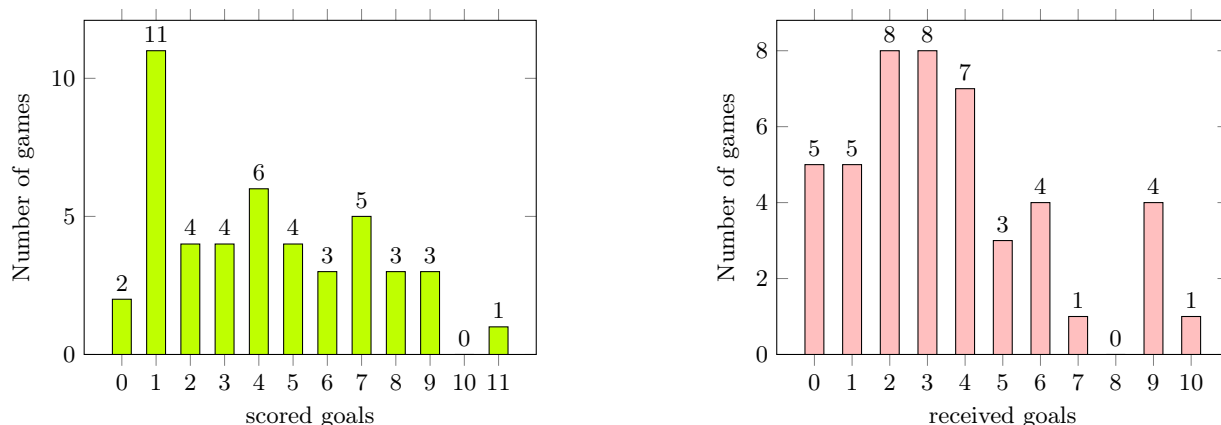


Figure 2: Number of games with goals scored and goals received by Erik

Table 7: Games of Erik

Player	Result	$\Delta$ Glicko	$\Sigma(\Delta$ Glicko)
Plešák, Pavel	0 : 6	-7	
Tabara, Oliver	3 : 2	-7	-14
Matýsek, Jakub	1 : 5	-2	-16
Matýsek, Daniel	1 : 3	-4	-20
Kubáč, Jiří	7 : 0	0	-20
Holub, Petr	4 : 6	-13	-33
Kalniņš, Rainers	1 : 7	0	-33
Hudec, Karol	2 : 5	-10	-43
Разкевич, Михайло	3 : 5	-12	-55
Целуйко, Артём	1 : 9	-4	-59
Gruncl, Ondřej	2 : 3	-11	-70
Kurzemnieks, Krišjānis	2 : 2	7	-63
Kubica, Miloslav	1 : 6	-4	-67
Kraus, Vladimír	0 : 9	-3	-70
Kasnar, Vojtěch	2 : 4	-25	-95

Table 7: (Continuation)

Player	Result	$\Delta$ Glicko	$\Sigma(\Delta$ Glicko)
Chylík ml., Jiří	1 : 9	-1	-96
Kimberg, Anton	1 : 3	-2	-98
Stanzelova, Vera	4 : 3	-3	-101
Nádvorník, Martin	5 : 3	5	-96
Pošík ml., Jiří	9 : 0	1	-95
Kadlec, Daniel	3 : 4	-15	-110
Janouškovec, Pavel	4 : 2	12	-98
Pernica, Vít	8 : 1	11	-87
Pošík, Vojtěch	5 : 2	2	-85
Nádvorník, Vít	7 : 1	2	-83
Kubáč, Jiří	9 : 0	1	-82
Chlebo, Ondřej	7 : 4	5	-77
Gripp, Gunnar	1 : 4	-10	-87
Stanzelova, Vera	8 : 4	5	-82
Nádvorník, Martin	1 : 2	-18	-100
Pošík ml., Jiří	7 : 0	1	-99
Kadlec, Daniel	5 : 2	8	-91
Janouškovec, Pavel	4 : 4	-6	-97
Pernica, Vít	6 : 4	11	-86
Pošík, Vojtěch	11 : 1	1	-85
Nádvorník, Vít	8 : 0	1	-84
Kubáč, Jiří	9 : 1	0	-84
Chlebo, Ondřej	6 : 2	6	-78
Gripp, Gunnar	4 : 3	11	-67
Pernica, Vít	7 : 2	8	-59
Pernica, Vít	5 : 3	8	-51
Pernica, Vít	1 : 9	-17	-68
Pernica, Vít	4 : 1	8	-60
Gripp, Gunnar	3 : 6	-8	-68
Gripp, Gunnar	1 : 3	-8	-76
Gripp, Gunnar	6 : 10	-7	-83

## Bořtík, Michal

The Glicko value of Michal has changed from 2,004 to 1,965. The RD changed from 100 to 60 and the volatility from 43.840 to 42.401.

Michal has played 43 games. Of these, 24 are wins (of which 7 narrow wins), 4 are draws (one of which went to extra time) and 15 are defeats (of which 4 narrow defeats). Michal has scored 164 goals (3.81 per game, the median was 3.0), plus none in overtime. Michal has received 136 goals (3.16 per game, the median was 2.0), plus one in overtime. The highest win was with 8 goals difference. The highest loss was with 8 goals difference.

### Series

The longest winning streak lasted 5 games. The longest losing streak lasted 3 games. There were 2 longest losing streaks. The longest streak without a win lasted 4 games. The longest streak without a loss lasted 10 games.

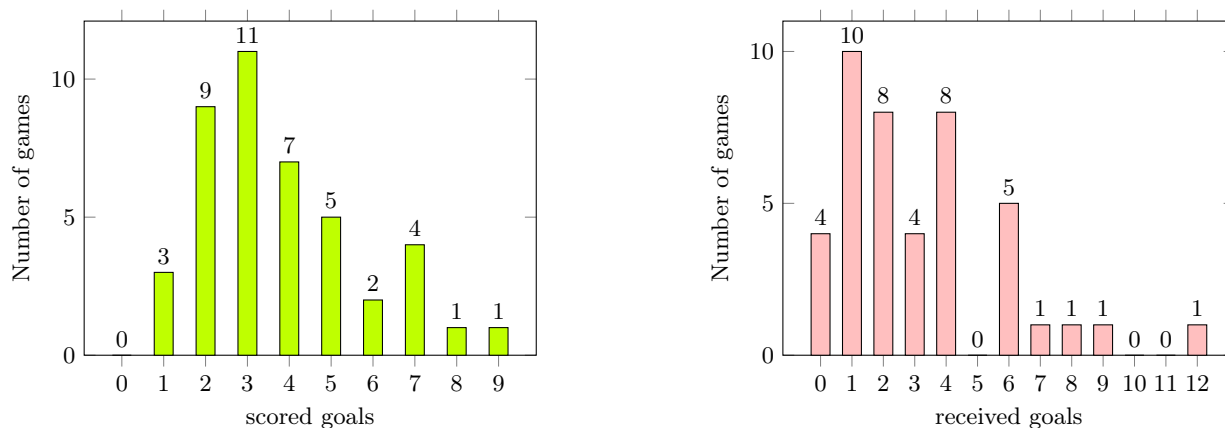


Figure 3: Number of games with goals scored and goals received by Michal

Table 8: Games of Michal

Player	Result	$\Delta$ Glicko	$\Sigma(\Delta$ Glicko)
Marek, František	3 : 4	-35	
Kurka, Josef	4 : 2	24	-11
Jež, Robert	5 : 1	10	-1
Herold, Adam	6 : 4	4	3
Dvořáček, David	4 : 4	-8	-5
Кондрашевський, Любомир	4 : 2	4	-1
Naglis, Kristaps	3 : 4	-12	-13
Nechutný, Hynek	6 : 1	7	-6
Nádvořník, Vít	9 : 3	0	-6
Larsson, Emil	3 : 0	20	14
Herold, Kryštof	2 : 1	3	17
Gripp, Gunnar	2 : 1	-6	11
Caics, Edgars	2 : 2	11	22
Вербицкий, Микола	4 : 1	7	29
Remeika, Žygimantas	3 : 2	2	31
Šmíd, David	4 : 1	15	46
Moravec St., Martin	7 : 1	2	48
Chylík ml., Jiří	3 : 6	-16	32
Kalniņš, Rainers	1 : 7	-5	27
Matýšek, Daniel	3 : 1	11	38

Table 8: (Continuation)

Player	Result	$\Delta$ Glicko	$\Sigma(\Delta$ Glicko)
Kimberg, Anton	2 : 6	-20	18
Plešák, Pavel	7 : 0	8	26
Lebl, Kryštof	3 : 2	8	34
Petr, Patrik	5 : 12	-6	28
Sládek, Jakub	3 : 6	-16	12
Maděra, Martin	4 : 6	-11	1
Lahučký, Tomáš	5 : 4	1	2
Ženíšek, Martin	7 : 1	8	10
Krejza, Aleš	3 : 2	-1	9
Černoch, Miroslav	3 : 3	-3	6
Růžička, Tomáš	7 : 2	6	12
Klazar, Matyáš	2 : 4	-15	-3
Целуйко, Артём	5 : 0	8	5
Kraus, Vladimír	2 : 3	-13	-8
Matýsek, Jakub	2 : 3	-6	-14
Holub, Petr	8 : 0	3	-11
Kubica, Miloslav	2 : 6	-13	-24
Božič, Anže	3 : 2	6	-18
Božič, Anže	5 : 1	11	-7
Božič, Anže	4 : 5 SD	-1	-8
Božič, Anže	1 : 4	-11	-19
Božič, Anže	2 : 8	-10	-29
Božič, Anže	1 : 9	-10	-39

## Božič, Anže

The Glicko value of Anže has changed from 1,970 to 2,002. The RD changed from 57 to 47 and the volatility from 28.236 to 27.732.

Anže has played 47 games. Of these, 28 are wins (of which 4 narrow wins), 5 are draws (of which 3 went to extra time) and 14 are defeats (of which 3 narrow defeats). Anže has scored 172 goals (3.66 per game, the median was 3.0), also 1 in 3 overtimes. Anže has received 124 goals (2.64 per game, the median was 2.0), also 2 in 3 overtimes. The highest win was with 8 goals difference. The highest loss was with 6 goals difference.

## Series

The longest winning streak lasted 7 games. The longest losing streak lasted 3 games. There were 2 longest losing streaks. The longest streak without a win lasted 5 games. The longest streak without a loss lasted 9 games.

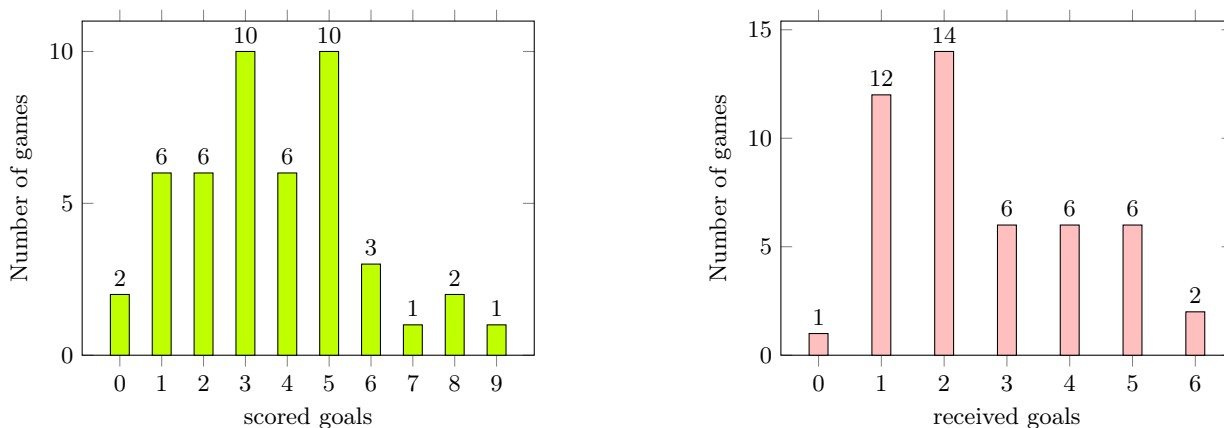


Figure 4: Number of games with goals scored and goals received by Anže

Table 9: Games of Anže

Player	Result	$\Delta$ Glicko	$\Sigma(\Delta$ Glicko)
Škrlep, Nejc	4 : 2	6	
Pohořalý, Pavel	3 : 1	2	8
Матанцев, Евгений	2 : 4	-4	4
Lasmanis, Gints	1 : 2	-2	2
Klazar, Petr	5 : 2	0	2
Henttonen, Ville	5 : 1	7	9
Dion, Till	4 : 1	7	16
Vácha, Jiří	5 : 2	3	19
Pošík ml., Jiří	7 : 1	0	19
Touš, Michal	0 : 6	-11	8
Pernica, Vít	5 : 2	0	8
Ležák, Matej	4 : 0	10	18
Karlsson, Bie	5 : 2	5	23
Gripp, Annika	6 : 1	1	24
Holub, Lukáš	6 : 3	2	26
Pommerenke, Ralph	1 : 1	-5	21
Sedláček, Josef	5 : 2	1	22
Saulītis, Mikus	3 : 2	4	26
Thomas, Simon	3 : 1	5	31
Reķis, Jekabs	2 : 5	-6	25

Table 9: (Continuation)

Player	Result	$\Delta$ Glicko	$\Sigma(\Delta$ Glicko)
Hermansson, Gustaf	4 : 2	6	31
Nilsson, Eddie	0 : 4	-3	28
Vomáčka, Jonáš	5 : 3	3	31
Bucek, Tomáš	2 : 5	-10	21
Månsson, Truls	5 : 2	6	27
Šurýn, Antonín	3 : 2	0	27
Rjavec, Bernard	2 : 1	2	29
Kraus, Vojtěch	6 : 3	3	32
Kopřiva, Adam	3 : 1	4	36
Kahoun ml., Tomáš	8 : 2	3	39
Pikl, Václav	3 : 1	4	43
Fuchs, Petr	1 : 5	-9	34
Kobrlé, Michal	3 : 6	-5	29
Naglis, Edgars	1 : 3	-5	24
Nilsson, Henrik	3 : 2	2	26
Стороженко, Гліб	3 : 3	0	26
Kalniņš, Sandis	2 : 4	-8	18
Boštík, Michal	2 : 3	-3	15
Boštík, Michal	1 : 5	-7	8
Boštík, Michal	5 : 4 SD	0	8
Boštík, Michal	4 : 1	7	15
Boštík, Michal	8 : 2	7	22
Boštík, Michal	9 : 1	6	28
Caics, Edgars	5 : 6 SD	3	31
Caics, Edgars	5 : 6 SD	4	35
Caics, Edgars	3 : 4	0	35
Caics, Edgars	1 : 4	-3	32

## Bucek, Tomáš

The Glicko value of Tomáš has changed from 1,883 to 1,879. The RD changed from 61 to 53 and the volatility from 37.243 to 36.322.

Tomáš has played 37 games. Of these, 15 are wins (of which 2 narrow wins), 8 are draws and 14 are defeats (of which 4 narrow defeats). Tomáš has scored 110 goals (2.97 per game, the median was 3.0). Tomáš has received 95 goals (2.57 per game, the median was 2.0). The highest win was with 6 goals difference. The highest loss was with 5 goals difference.

### Series

The longest winning streak lasted 3 games. The longest losing streak lasted 3 games. The longest streak without a win lasted 6 games. The longest streak without a loss lasted 7 games.

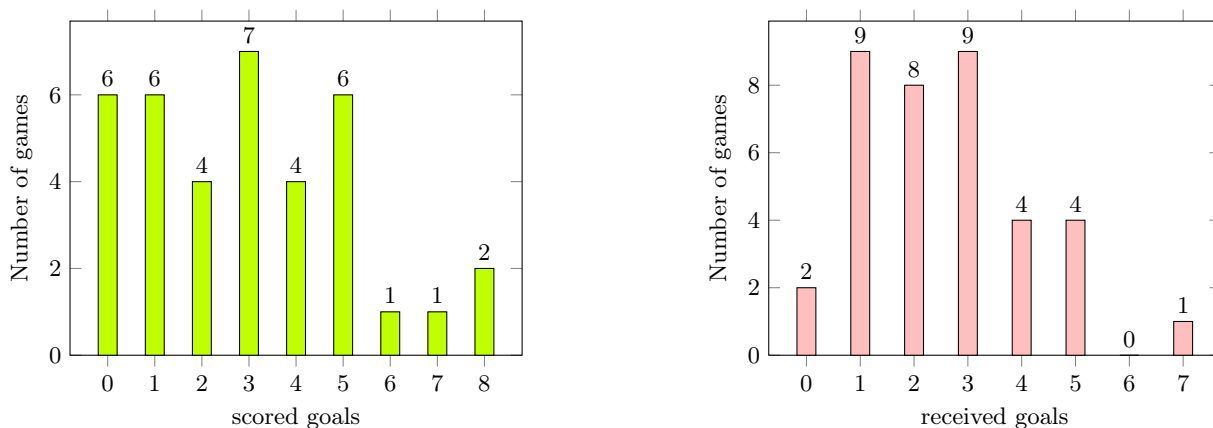


Figure 5: Number of games with goals scored and goals received by Tomáš

Table 10: Games of Tomáš

Player	Result	$\Delta$ Glicko	$\Sigma(\Delta$ Glicko)
Lopaur, Zdeněk	2 : 3	-6	
Vomáčka, Jonáš	5 : 1	6	0
Šurýn, Antonín	0 : 3	-13	-13
Nilsson, Henrik	0 : 5	-7	-20
Kalniņš, Sandis	5 : 1	11	-9
Zupančič, Domen	5 : 3	2	-7
Moravec ml., Michael	4 : 2	2	-5
Стороженко, Гліб	3 : 5	-9	-14
Hansson, Jan-Olof	4 : 1	2	-12
Kobrlé, Michal	0 : 4	-4	-16
Vacke, Vojtěch	7 : 1	1	-15
Stanzelova, Vera	8 : 4	1	-14
Rjavec, Bernard	2 : 5	-9	-23
Naglis, Edgars	1 : 3	-4	-27
Månsson, Truls	1 : 2	-2	-29
Kadlec, Daniel	8 : 2	0	-29
Vomáčka, Roman	5 : 1	4	-25
Karlsson, Bie	3 : 3	-2	-27
Pommerenke, Ralph	2 : 2	-3	-30
Touš, Michal	5 : 0	11	-19

Table 10: (Continuation)

Player	Result	$\Delta$ Glicko	$\Sigma(\Delta$ Glicko)
Škrlep, Nejc	4 : 1	8	-11
Dion, Till	1 : 1	1	-10
Henttonen, Ville	0 : 1	-4	-14
Božič, Anže	5 : 2	12	-2
Lasmanis, Gints	3 : 3	4	2
Ležák, Matej	0 : 4	-5	-3
Матанцев, Евгений	6 : 5	10	7
Thomas, Simon	1 : 3	-9	-2
Saulītis, Mikus	1 : 1	2	0
Nilsson, Eddie	3 : 7	-2	-2
Hermansson, Gustaf	2 : 2	1	-1
Reķis, Jēkabs	1 : 2	0	-1
Kopřiva, Adam	4 : 4	-2	-3
Kahoun ml., Tomáš	3 : 0	6	3
Pikl, Václav	3 : 2	3	6
Fuchs, Petr	0 : 3	-7	-1
Kraus, Vojtěch	3 : 3	-3	-4

## Caics, Edgars

The Glicko value of Edgars has changed from 2,275 to 2,239. The RD changed from 87 to 55 and the volatility from 32.238 to 31.669.

Edgars has played 61 games. Of these, 42 are wins (of which 6 narrow wins), 8 are draws (of which 5 went to extra time) and 11 are defeats (of which 3 narrow defeats). Edgars has scored 276 goals (4.52 per game, the median was 4.0), also 5 in 5 overtimes. Edgars has received 138 goals (2.26 per game, the median was 2.0), plus none in 5 overtimes. The highest win was with 13 goals difference. The highest loss was with 4 goals difference.

## Series

The longest winning streak lasted 8 games. The longest losing streak lasted 3 games. The longest streak without a win lasted 5 games. The longest streak without a loss lasted 17 games.

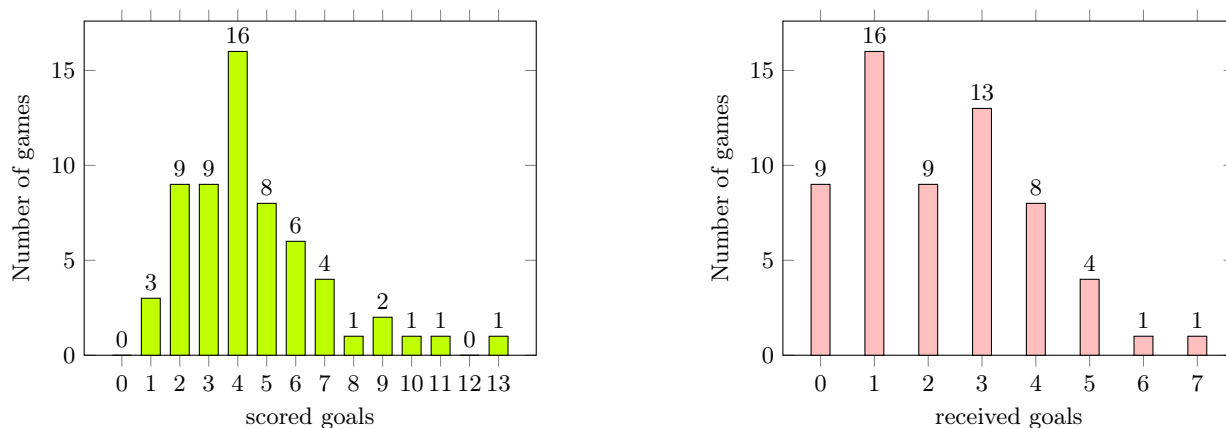


Figure 6: Number of games with goals scored and goals received by Edgars

Table 11: Games of Edgars

Player	Result	$\Delta$ Glicko	$\Sigma(\Delta$ Glicko)
Naglis, Kristaps	6 : 3	7	
Nechutný, Hynek	6 : 1	2	9
Nádvořník, Vít	9 : 1	0	9
Marek, František	5 : 0	1	10
Kurka, Josef	4 : 0	5	15
Jež, Robert	4 : 4	-18	-3
Herold, Adam	5 : 0	1	-2
Dvořáček, David	5 : 3	4	2
Кондрашевський, Любомир	2 : 2	-19	-17
Remeika, Žygimantas	4 : 3	-5	-22
Šmíd, David	7 : 4	6	-16
Moravec St., Martin	3 : 0	1	-15
Larsson, Emil	4 : 2	6	-9
Boštík, Michal	2 : 2	-10	-19
Herold, Kryštof	4 : 1	4	-15
Gripp, Gunnar	6 : 2	1	-14
Вербицкий, Микола	3 : 1	2	-12
Kalniņš, Rainers	2 : 4	-14	-26
Matýsek, Daniel	3 : 1	4	-22
Kimberg, Anton	4 : 0	5	-17

Table 11: (Continuation)

Player	Result	$\Delta\text{Glicko}$	$\Sigma(\Delta\text{Glicko})$
Plešák, Pavel	7 : 1	3	-14
Chylík ml., Jiří	3 : 7	-23	-37
Petr, Patrik	2 : 3	-7	-44
Sládek, Jakub	4 : 2	6	-38
Maděra, Martin	4 : 2	9	-29
Lahučký, Tomáš	2 : 1	-4	-33
Lebl, Kryštof	3 : 1	6	-27
Klazar, Matyáš	6 : 2	4	-23
Ženíšek, Martin	11 : 0	3	-20
Krejza, Aleš	5 : 2	2	-18
Černoch, Miroslav	3 : 1	3	-15
Růžička, Tomáš	2 : 3	-18	-33
Kubica, Miloslav	5 : 1	4	-29
Целуйко, Артём	13 : 0	3	-26
Kraus, Vladimír	10 : 3	2	-24
Matýsek, Jakub	2 : 4	-22	-46
Holub, Petr	9 : 0	2	-44
Fuchs, Petr	5 : 1	4	-40
Fuchs, Petr	4 : 3	-3	-43
Fuchs, Petr	4 : 3	-2	-45
Fuchs, Petr	6 : 3	4	-41
Božič, Anže	6 : 5 SD	-7	-48
Božič, Anže	6 : 5 SD	-7	-55
Božič, Anže	4 : 3	0	-55
Božič, Anže	4 : 1	5	-50
Nilsson, Eddie	5 : 4 SD	0	-50
Nilsson, Eddie	7 : 3	11	-39
Nilsson, Eddie	3 : 6	-12	-51
Nilsson, Eddie	7 : 4	10	-41
Nilsson, Eddie	6 : 1	10	-31
Kalniņš, Rainers	4 : 3	8	-23
Kalniņš, Rainers	4 : 1	12	-11
Kalniņš, Rainers	3 : 5	-7	-18
Kalniņš, Rainers	2 : 1 SD	2	-16
Kalniņš, Rainers	3 : 4	-3	-19
Kalniņš, Rainers	1 : 3	-7	-26
Kalniņš, Rainers	1 : 4	-6	-32
Reķis, Jēkabs	8 : 1	6	-26
Reķis, Jēkabs	4 : 0	5	-21
Reķis, Jēkabs	2 : 5	-12	-33
Reķis, Jēkabs	3 : 2 SD	-3	-36

## Chlebo, Ondřej

The Glicko value of Ondřej has changed from 1,241 to 1,235. The RD changed from 200 to 85 and the volatility from 55.690 to 53.344.

Ondřej has played 39 games. Of these, 12 are wins (of which 1 narrow wins), 4 are draws and 23 are defeats (of which 5 narrow defeats). Ondřej has scored 102 goals (2.62 per game, the median was 2.0). Ondřej has received 129 goals (3.31 per game, the median was 3.0). The highest win was with 7 goals difference. The highest loss was with 12 goals difference.

### Series

The longest winning streak lasted 3 games. There were 2 longest winning streaks. The longest losing streak lasted 8 games. The longest streak without a win lasted 10 games. The longest streak without a loss lasted 4 games.

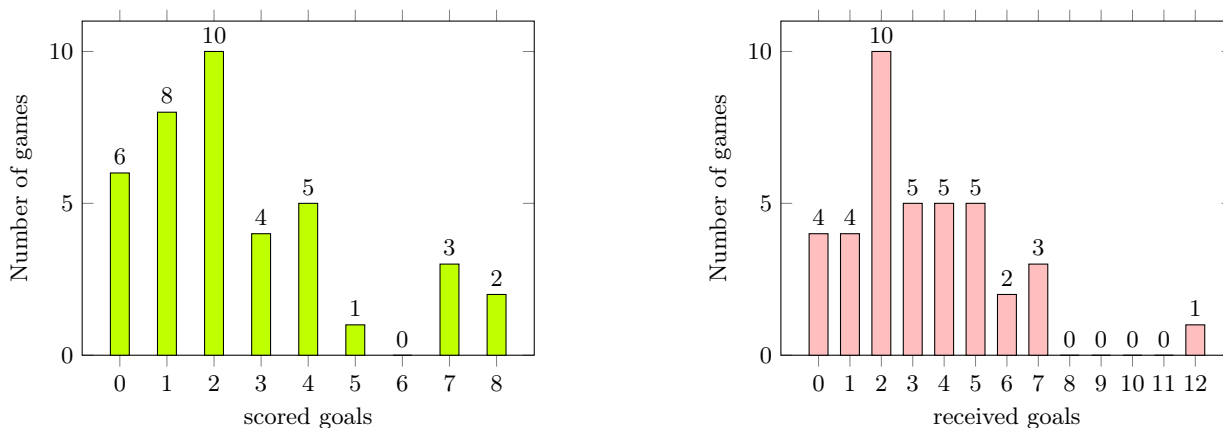


Figure 7: Number of games with goals scored and goals received by Ondřej

Table 12: Games of Ondřej

Player	Result	$\Delta$ Glicko	$\Sigma(\Delta$ Glicko)
Krejza, Aleš	0 : 4	-8	
Sládek, Jakub	0 : 3	-4	-12
Klazar, Matyáš	0 : 5	-5	-17
Zemņickis, Jānis	2 : 2	64	47
Ševr, Miloš	1 : 4	-12	35
Dion, Martin	0 : 2	-12	23
Pošík, Vojtěch	8 : 3	15	38
Maděra, Martin	2 : 5	-1	37
Werner, Filip	2 : 2	-39	-2
Černoch, Miroslav	0 : 4	-2	-4
Saulītis, Renārs	1 : 3	-42	-46
Ženíšek, Martin	3 : 5	-2	-48
Lebl, Kryštof	1 : 7	-1	-49
Růžička, Tomáš	3 : 5	-4	-53
Petr, Patrik	0 : 12	0	-53
Pala, Aleš	2 : 6	-10	-63
Lahučký, Tomáš	2 : 7	-3	-66
Pošík ml., Jiří	7 : 0	6	-60
Kadlec, Daniel	4 : 2	49	-11
Janouškovec, Pavel	1 : 2	-3	-14

Table 12: (Continuation)

Player	Result	$\Delta$ Glicko	$\Sigma(\Delta$ Glicko)
Pernica, Vít	2 : 3	-5	-19
Stanzelova, Vera	1 : 3	-41	-60
Nádvorník, Martin	2 : 2	-10	-70
Kubáč, Jiří	5 : 1	6	-64
Gripp, Gunnar	1 : 4	-5	-69
Bernhauser, Erik	4 : 7	-10	-79
Pošík, Vojtěch	8 : 1	18	-61
Nádvorník, Vít	7 : 2	11	-50
Pošík ml., Jiří	4 : 1	3	-47
Kadlec, Daniel	1 : 2	-5	-52
Janouškovec, Pavel	4 : 5	-6	-58
Pernica, Vít	2 : 2	12	-46
Stanzelova, Vera	2 : 0	21	-25
Nádvorník, Martin	3 : 1	18	-7
Kubáč, Jiří	1 : 0	-8	-15
Gripp, Gunnar	3 : 4	6	-9
Bernhauser, Erik	2 : 6	-9	-18
Pošík, Vojtěch	7 : 0	6	-12
Nádvorník, Vít	4 : 2	6	-6

## Chylík ml., Jiří

The Glicko value of Jiří has changed from 2,102 to 2,082. The RD changed from 100 to 60 and the volatility from 33.274 to 32.940.

Jiří has played 43 games. Of these, 29 are wins (of which 2 narrow wins), 2 are draws and 12 are defeats (of which 2 narrow defeats). Jiří has scored 183 goals (4.26 per game, the median was 4.0). Jiří has received 108 goals (2.51 per game, the median was 2.0). The highest win was with 8 goals difference. The highest loss was with 4 goals difference.

### Series

The longest winning streak lasted 6 games. The longest streak without a loss lasted 6 games. There were 2 longest streaks without a loss.

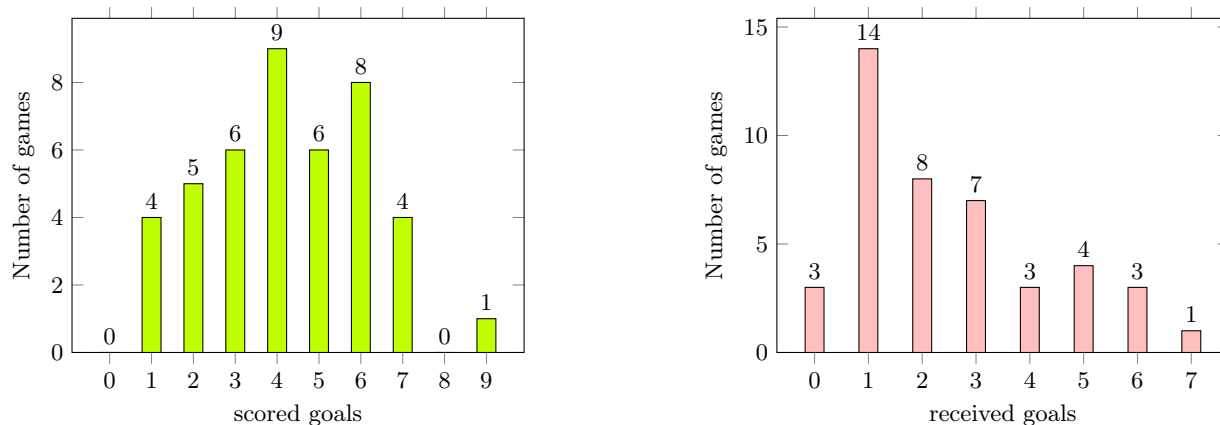


Figure 8: Number of games with goals scored and goals received by Jiří

Table 13: Games of Jiří

Player	Result	$\Delta$ Glicko	$\Sigma(\Delta$ Glicko)
Matýsek, Jakub	1 : 4	-28	
Matýsek, Daniel	4 : 2	15	-13
Kubáč, Jiří	7 : 3	0	-13
Holub, Petr	5 : 0	4	-9
Kalniņš, Rainers	1 : 5	-9	-18
Hudec, Karol	5 : 1	5	-13
Разкевич, Михайло	6 : 2	4	-9
Plešák, Pavel	2 : 6	-36	-45
Tabara, Oliver	6 : 1	0	-45
Kurzemnieks, Krišjānis	4 : 1	4	-41
Kubica, Miloslav	6 : 0	10	-31
Kraus, Vladimír	4 : 1	8	-23
Kasnar, Vojtěch	6 : 2	1	-22
Kimberg, Anton	1 : 2	-17	-39
Bernhauser, Erik	9 : 1	1	-38
Целуйко, Артём	6 : 1	8	-30
Gruncl, Ondřej	7 : 1	2	-28
Boštk, Michal	6 : 3	16	-12
Šmíd, David	7 : 2	11	-1
Naglis, Kristaps	4 : 3	6	5
Larsson, Emil	1 : 4	-21	-16
Caics, Edgars	7 : 3	23	7
Ženíšek, Martin	6 : 1	5	12
Krejza, Aleš	4 : 1	5	17
Černoch, Miroslav	3 : 0	7	24

Table 13: (Continuation)

Player	Result	$\Delta$ Glicko	$\Sigma(\Delta$ Glicko)
Růžička, Tomáš	3 : 3	-11	13
Klazar, Matyáš	3 : 5	-21	-8
Herold, Kryštof	5 : 1	7	-1
Вербицкий, Микола	3 : 1	3	2
Dvořáček, David	5 : 3	4	6
Remeika, Žygimantas	5 : 2	5	11
Jež, Robert	5 : 2	4	15
Lebl, Kryštof	2 : 2	-3	12
Petr, Patrik	2 : 5	-8	4
Sládek, Jakub	4 : 1	9	13
Maďera, Martin	3 : 4	-6	7
Lahučký, Tomáš	2 : 1	-2	5
Reķis, Jēkabs	3 : 6	-13	-8
Reķis, Jēkabs	4 : 6	-11	-19
Reķis, Jēkabs	4 : 1	11	-8
Reķis, Jēkabs	6 : 3	10	2
Reķis, Jēkabs	2 : 5	-12	-10
Reķis, Jēkabs	4 : 7	-10	-20

## Dion, Martin

The Glicko value of Martin has changed from 1,728 to 1,681. The RD changed from 93 to 59 and the volatility from 29.026 to 28.589.

Martin has played 34 games. Of these, 13 are wins (of which 1 narrow wins), 7 are draws and 14 are defeats (of which 1 narrow defeats). Martin has scored 95 goals (2.79 per game, the median was 2.5). Martin has received 103 goals (3.03 per game, the median was 3.0). The highest win was with 7 goals difference. The highest loss was with 6 goals difference.

### Series

The longest winning streak lasted 3 games. The longest losing streak lasted 3 games. The longest streak without a win lasted 4 games. The longest streak without a loss lasted 7 games.

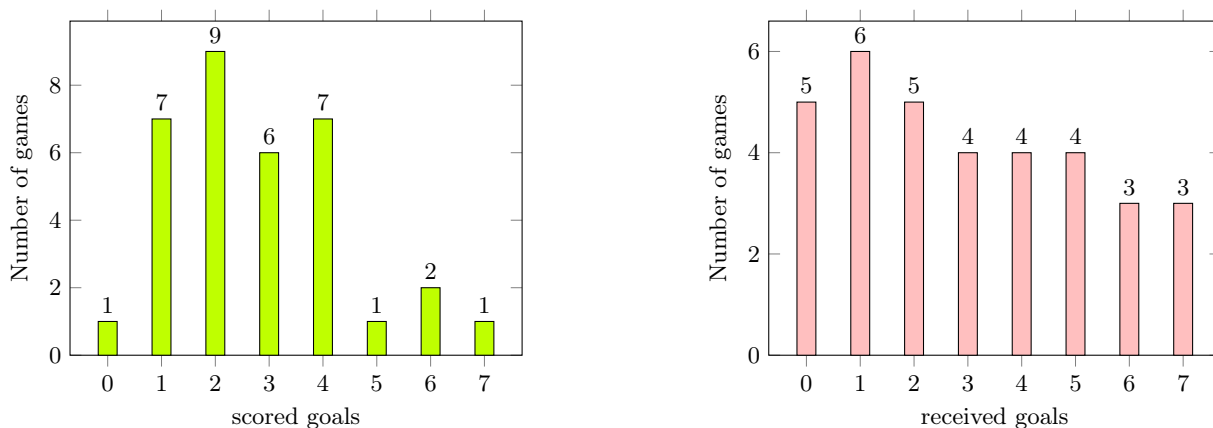


Figure 9: Number of games with goals scored and goals received by Martin

Table 14: Games of Martin

Player	Result	$\Delta$ Glicko	$\Sigma(\Delta$ Glicko)
Lahučký, Tomáš	2 : 6	-19	
Černoch, Miroslav	0 : 4	-9	-28
Saulītis, Renārs	3 : 1	5	-23
Ženišek, Martin	3 : 3	11	-12
Lebl, Kryštof	2 : 7	-7	-19
Chlebo, Ondřej	2 : 0	3	-16
Růžička, Tomáš	4 : 4	5	-11
Petr, Patrik	1 : 7	-2	-13
Pala, Aleš	4 : 1	11	-2
Krejza, Aleš	1 : 2	-5	-7
Sládek, Jakub	1 : 5	-7	-14
Klazar, Matyáš	2 : 7	-8	-22
Zemņickis, Jānis	2 : 0	8	-14
Ševr, Miloš	1 : 3	-14	-28
Pošík, Vojtěch	5 : 0	0	-28
Maděra, Martin	3 : 6	-3	-31
Werner, Filip	7 : 0	2	-29
Vácha, Jiří	2 : 5	-14	-43
Lopaur, Zdeněk	1 : 5	-11	-54
Janouškovec, Jan	3 : 3	-2	-56

Table 14: (Continuation)

Player	Result	$\Delta$ Glicko	$\Sigma(\Delta$ Glicko)
Gripp, Annika	3 : 6	-15	-71
Zupančič, Domen	4 : 2	10	-61
Príhoda, Ludek	1 : 5	-14	-75
Holub, Lukáš	4 : 1	7	-68
Vomáčka, Roman	2 : 1	3	-65
Tabara, Oskar	4 : 4	-3	-68
Gruncl, Ondřej	6 : 2	5	-63
Ševr, Miloš	4 : 0	13	-50
Кондрашевський, Любомир	6 : 2	9	-41
Kurzemieks, Krišjānis	1 : 1	-1	-42
Pala, Aleš	2 : 4	-15	-57
Marek, František	4 : 1	8	-49
Hudec, Karol	2 : 2	2	-47
Kurka, Josef	3 : 3	0	-47

## Dion, Till

The Glicko value of Till has changed from 1,897 to 1,922. The RD changed from 59 to 49 and the volatility from 28.856 to 28.446.

Till has played 42 games. Of these, 21 are wins (of which 6 narrow wins), 4 are draws and 17 are defeats (of which 5 narrow defeats). Till has scored 140 goals (3.33 per game, the median was 3.0). Till has received 135 goals (3.21 per game, the median was 2.5). The highest win was with 6 goals difference. The highest loss was with 9 goals difference.

### Series

The longest winning streak lasted 5 games. The longest losing streak lasted 5 games. The longest streak without a win lasted 8 games. The longest streak without a loss lasted 7 games.

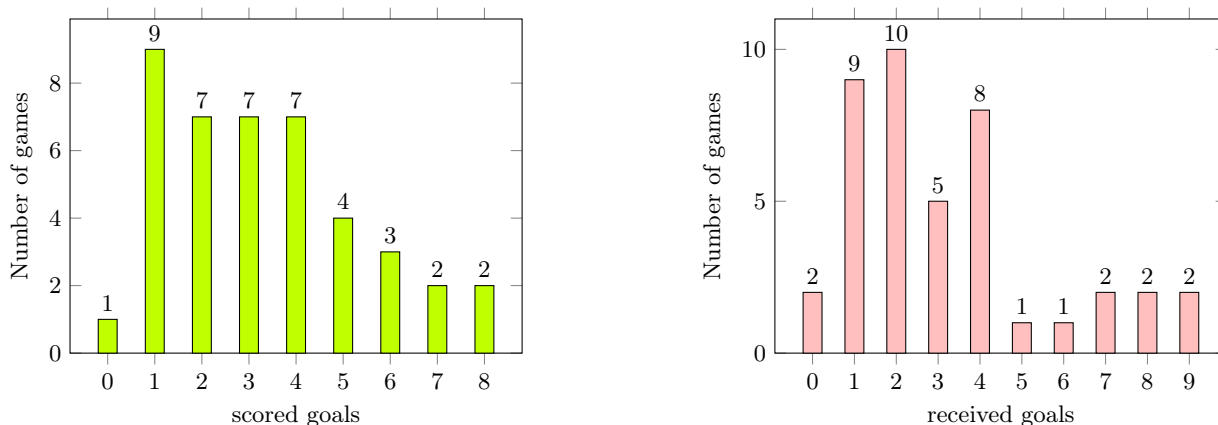


Figure 10: Number of games with goals scored and goals received by Till

Table 15: Games of Till

Player	Result	$\Delta\text{Glicko}$	$\Sigma(\Delta\text{Glicko})$
Pommerenke, Ralph	2 : 4	-14	
Sedláček, Josef	6 : 1	4	-10
Touš, Michal	3 : 2	4	-6
Pernica, Vít	8 : 3	1	-5
Ležák, Matej	3 : 4	-1	-6
Karlsson, Bie	3 : 2	3	-3
Božič, Anže	1 : 4	-7	-10
Gripp, Annika	5 : 1	4	-6
Holub, Lukáš	3 : 2	-3	-9
Pošák ml., Jiří	6 : 0	0	-9
Škrlep, Nejc	2 : 2	-1	-10
Pohořalý, Pavel	5 : 1	3	-7
Матанцев, Евгений	1 : 7	-3	-10
Lasmanis, Gints	1 : 4	-5	-15
Klazar, Petr	5 : 1	1	-14
Henttonen, Ville	1 : 2	-4	-18
Vácha, Jiří	4 : 1	5	-13
Månsson, Truls	4 : 1	9	-4
Šurýn, Antonín	5 : 2	6	2
Rjavec, Bernard	7 : 2	9	11
Vomáčka, Jonáš	4 : 2	5	16
Bucek, Tomáš	1 : 1	-1	15
Kahoun ml., Tomáš	7 : 1	6	21
Kopřiva, Adam	3 : 4	-6	15
Kraus, Vojtěch	4 : 2	5	20

Table 15: (Continuation)

Player	Result	$\Delta$ Glicko	$\Sigma(\Delta$ Glicko)
Fuchs, Petr	4 : 0	7	27
Pikl, Václav	3 : 3	-2	25
Стороженко, Гліб	4 : 2	8	33
Kalniņš, Sandis	4 : 3	4	37
Kobrlé, Michal	8 : 7	8	45
Naglis, Edgars	3 : 4	-1	44
Nilsson, Henrik	2 : 3	-4	40
Reķis, Jēkabs	1 : 4	-4	36
Thomas, Simon	2 : 8	-8	28
Saulītis, Mikus	2 : 4	-6	22
Nilsson, Eddie	1 : 1	5	27
Hermansson, Gustaf	1 : 3	-7	20
Kalniņš, Rainers	0 : 9	-1	19
Kalniņš, Rainers	6 : 5	9	28
Kalniņš, Rainers	2 : 9	-1	27
Kalniņš, Rainers	2 : 6	-1	26
Kalniņš, Rainers	1 : 8	-1	25

## Dvořáček, David

The Glicko value of David has changed from 1,872 to 1,814. The RD changed from 100 to 62 and the volatility from 41.948 to 40.806.

David has played 37 games. Of these, 13 are wins (of which 4 narrow wins), 4 are draws and 20 are defeats (of which 5 narrow defeats). David has scored 104 goals (2.81 per game, the median was 3.0). David has received 117 goals (3.16 per game, the median was 3.0). The highest win was with 7 goals difference. The highest loss was with 6 goals difference.

### Series

The longest winning streak lasted 4 games. The longest losing streak lasted 10 games. The longest streak without a win lasted 10 games. The longest streak without a loss lasted 6 games.

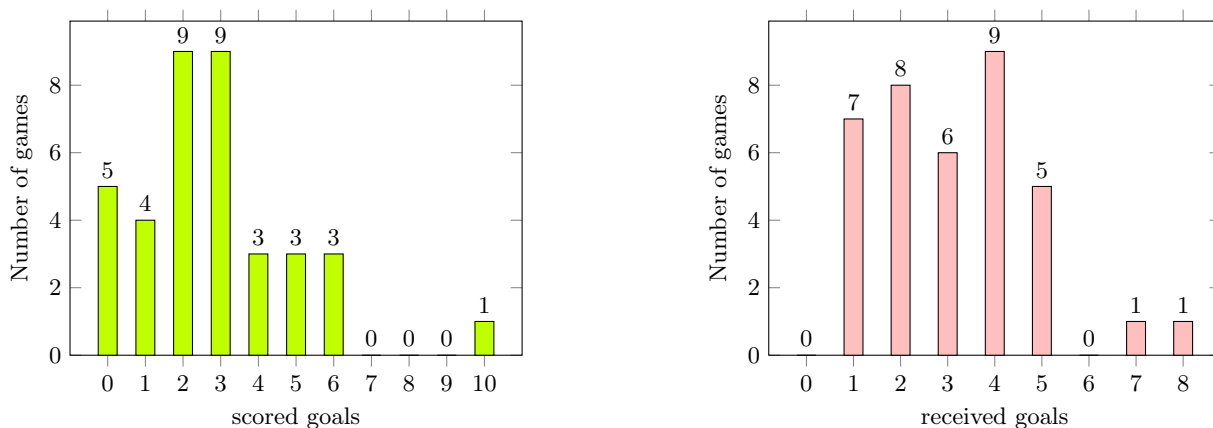


Figure 11: Number of games with goals scored and goals received by David

Table 16: Games of David

Player	Result	$\Delta$ Glicko	$\Sigma(\Delta$ Glicko)
Remeika, Žygimantas	1 : 4	-25	
Šmíd, David	3 : 2	20	-5
Moravec St., Martin	6 : 1	4	-1
Larsson, Emil	2 : 2	7	6
Boštík, Michal	4 : 4	8	14
Herold, Kryštof	2 : 1	13	27
Gripp, Gunnar	2 : 2	-14	13
Caics, Edgars	3 : 5	-4	9
Вербицкий, Микола	3 : 3	-5	4
Nechutný, Hůnek	6 : 1	9	13
Nádvořník, Vít	10 : 3	0	13
Marek, František	5 : 2	7	20
Kurka, Josef	5 : 2	16	36
Jež, Robert	0 : 4	-24	12
Herold, Adam	0 : 2	-27	-15
Кондрашевський, Любомир	6 : 3	8	-7
Naglis, Kristaps	3 : 4	-1	-8
Maděra, Martin	1 : 7	-6	-14
Sládek, Jakub	3 : 5	-10	-24
Petr, Patrik	2 : 4	-3	-27

Table 16: (Continuation)

Player	Result	$\Delta$ Glicko	$\Sigma(\Delta$ Glicko)
Lebl, Kryštof	1 : 3	-8	-35
Lahučký, Tomáš	3 : 4	-8	-43
Matýsek, Jakub	2 : 3	-1	-44
Holub, Petr	2 : 5	-18	-62
Kubica, Miloslav	1 : 2	-4	-66
Целуйко, Артём	3 : 5	-10	-76
Kraus, Vladimír	4 : 1	13	-63
Kimberg, Anton	0 : 3	-7	-70
Plešák, Pavel	0 : 1	-5	-75
Chylík ml., Jiří	3 : 5	-4	-79
Kalniņš, Rainers	2 : 8	-1	-80
Matýsek, Daniel	2 : 1	10	-70
Černoch, Miroslav	0 : 4	-8	-78
Krejza, Aleš	3 : 1	11	-67
Ženíšek, Martin	5 : 4	7	-60
Klazar, Matyáš	2 : 4	-8	-68
Růžička, Tomáš	4 : 2	10	-58

## Fuchs, Petr

The Glicko value of Petr has changed from 1,910 to 1,938. The RD changed from 100 to 63 and the volatility from 48.046 to 46.632.

Petr has played 41 games. Of these, 20 are wins (of which 4 narrow wins), 6 are draws and 15 are defeats (of which 3 narrow defeats). Petr has scored 114 goals (2.78 per game, the median was 3.0). Petr has received 106 goals (2.59 per game, the median was 2.0). The highest win was with 5 goals difference. The highest loss was with 6 goals difference.

## Series

The longest winning streak lasted 6 games. The longest losing streak lasted 5 games. The longest streak without a win lasted 5 games. There were 2 longest streaks without a win. The longest streak without a loss lasted 8 games.

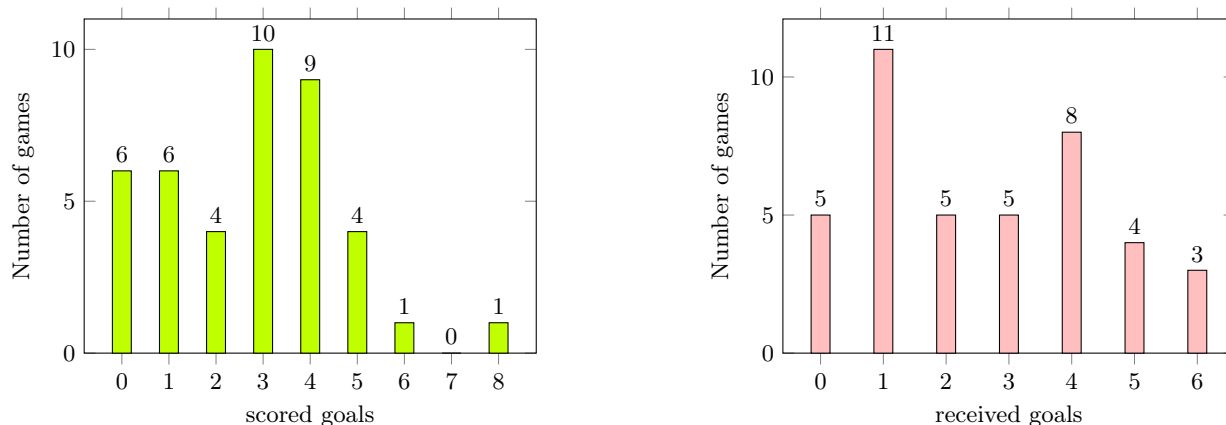


Figure 12: Number of games with goals scored and goals received by Petr

Table 17: Games of Petr

Player	Result	$\Delta$ Glicko	$\Sigma(\Delta$ Glicko)
Thomas, Simon	4 : 1	22	
Hermansson, Gustaf	2 : 4	-26	-4
Reķis, Jēkabs	4 : 3	25	21
Pikl, Václav	1 : 1	-4	17
Nádvořík, Martin	8 : 3	1	18
Kopřiva, Adam	3 : 1	21	39
Jerabek, Daniel	3 : 0	1	40
Janouškovec, Jan	4 : 2	6	46
Remeika, Gintautas	6 : 1	6	52
Tabara, Oskar	3 : 1	2	54
Janouškovec, Pavel	0 : 2	-38	16
Príhoda, Ludek	3 : 1	8	24
Hrnčář, Radek	4 : 0	3	27
Kraus, Vojtěch	4 : 2	10	37
Kahoun ml., Tomáš	2 : 2	-3	34
Saulītis, Mikus	0 : 5	-18	16
Nilsson, Eddie	0 : 6	-5	11
Naglis, Edgars	3 : 0	26	37
Kobrlé, Michal	0 : 5	-10	27
Kalniņš, Sandis	1 : 1	-1	26
Стороженко, Гліб	0 : 4	-14	12
Nilsson, Henrik	2 : 4	-14	-2
Touš, Michal	1 : 1	-1	-3
Pommerenke, Ralph	5 : 1	8	5
Karlsson, Bie	4 : 3	2	7

Table 17: (Continuation)

Player	Result	$\Delta$ Glicko	$\Sigma(\Delta$ Glicko)
Dion, Till	0 : 4	-14	-7
Škrlep, Nejc	5 : 4	5	-2
Lasmanis, Gints	1 : 1	6	4
Ležik, Matej	4 : 4	3	7
Матанцев, Евгений	2 : 6	-5	2
Henttonen, Ville	4 : 3	7	9
Božič, Anže	5 : 1	15	24
Rjavec, Bernard	1 : 3	-14	10
Šurýn, Antonín	3 : 0	10	20
Månsson, Truls	5 : 2	12	32
Bucek, Tomáš	3 : 0	10	42
Vomáčka, Jonáš	4 : 5	-11	31
Caics, Edgars	1 : 5	-3	28
Caics, Edgars	3 : 4	2	30
Caics, Edgars	3 : 4	2	32
Caics, Edgars	3 : 6	-4	28

## Gripp, Annika

The Glicko value of Annika has changed from 1,633 to 1,634. The RD changed from 57 to 49 and the volatility from 27.391 to 27.061.

Annika has played 34 games. Of these, 13 are wins (of which 3 narrow wins), 5 are draws and 16 are defeats (of which 0 narrow defeats). Annika has scored 99 goals (2.91 per game, the median was 2.5). Annika has received 115 goals (3.38 per game, the median was 3.0). The highest win was with 6 goals difference. The highest loss was with 7 goals difference.

### Series

The longest winning streak lasted 3 games. The longest losing streak lasted 3 games. There were 2 longest losing streaks. The longest streak without a win lasted 4 games. There were 2 longest streaks without a win. The longest streak without a loss lasted 3 games. There were 3 longest streaks without a loss.

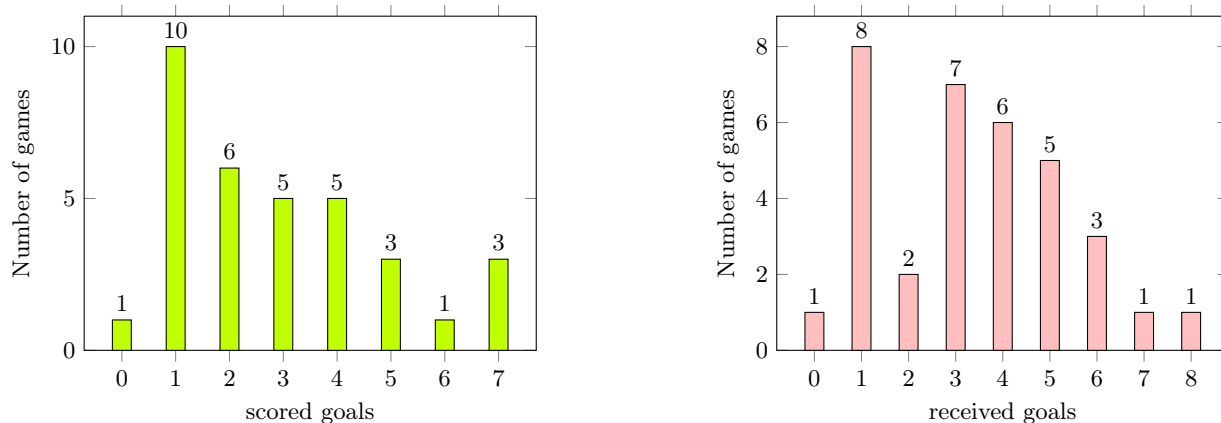


Figure 13: Number of games with goals scored and goals received by Annika

Table 18: Games of Annika

Player	Result	$\Delta$ Glicko	$\Sigma(\Delta$ Glicko)
Pošik ml., Jiří	7 : 2	0	
Škrlep, Nejc	3 : 2	9	9
Pohořalý, Pavel	1 : 1	-1	8
Матанцев, Евгений	2 : 5	0	8
Lasmanis, Gints	2 : 6	-2	6
Klazar, Petr	3 : 1	4	10
Henttonen, Ville	1 : 6	-4	6
Dion, Till	1 : 5	-3	3
Vácha, Jiří	4 : 1	10	13
Sedláček, Josef	4 : 4	0	13
Touš, Michal	1 : 5	-3	10
Pernica, Vít	5 : 3	3	13
Ležák, Matej	1 : 8	-2	11
Karlsson, Bie	0 : 4	-5	6
Božič, Anže	1 : 6	-2	4
Holub, Lukáš	4 : 0	6	10
Pommerenke, Ralph	1 : 3	-5	5
Pala, Aleš	3 : 3	-1	4
Marek, František	2 : 4	-9	-5
Hudec, Karol	3 : 7	-6	-11

Table 18: (Continuation)

Player	Result	$\Delta$ Glicko	$\Sigma(\Delta$ Glicko)
Dion, Martin	6 : 3	9	-2
Kurka, Josef	4 : 3	6	4
Gruncl, Ondřej	5 : 1	5	9
Ševr, Miloš	1 : 4	-6	3
Кондрашевський, Любомир	3 : 3	0	3
Kurzemnieks, Krišjānis	2 : 5	-7	-4
Príhoda, Ludek	4 : 3	4	0
Holub, Lukáš	7 : 1	4	4
Vomáčka, Roman	1 : 1	-1	3
Tabara, Oskar	2 : 4	-9	-6
Vácha, Jiří	2 : 4	-4	-10
Lopaur, Zdeněk	1 : 5	-3	-13
Janouškovec, Jan	7 : 1	8	-5
Zupančič, Domen	5 : 1	6	1

## Gripp, Gunnar

The Glicko value of Gunnar has changed from 1,620 to 1,613. The RD changed from 45 to 42 and the volatility from 19.891 to 19.791.

Gunnar has played 46 games. Of these, 28 are wins (of which 3 narrow wins), 2 are draws and 16 are defeats (of which 6 narrow defeats). Gunnar has scored 184 goals (4.00 per game, the median was 4.0). Gunnar has received 111 goals (2.41 per game, the median was 2.0). The highest win was with 9 goals difference. The highest loss was with 5 goals difference.

### Series

The longest winning streak lasted 17 games. The longest losing streak lasted 8 games. The longest streak without a win lasted 11 games. The longest streak without a loss lasted 17 games.

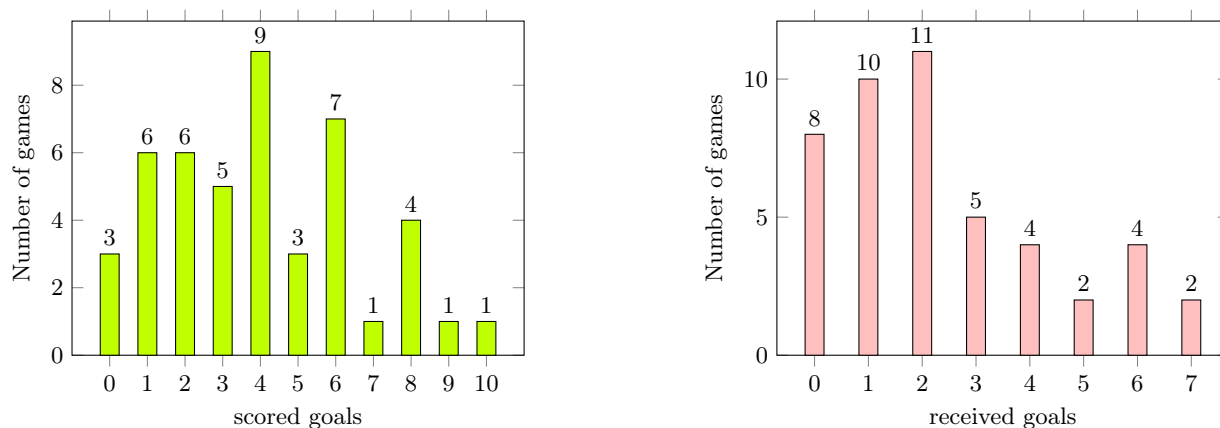


Figure 14: Number of games with goals scored and goals received by Gunnar

Table 19: Games of Gunnar

Player	Result	$\Delta$ Glicko	$\Sigma(\Delta$ Glicko)
Nechutný, Hynek	1 : 2	-1	
Nádvorník, Vít	8 : 1	0	-1
Marek, František	3 : 6	-5	-6
Kurka, Josef	3 : 6	-2	-8
Jež, Robert	1 : 2	-1	-9
Herold, Adam	4 : 0	5	-4
Dvořáček, David	2 : 2	3	-1
Кондрашевський, Любомир	2 : 3	-3	-4
Naglis, Kristaps	4 : 7	-1	-5
Šmíd, David	0 : 5	-1	-6
Moravec St., Martin	1 : 5	-8	-14
Larsson, Emil	0 : 3	-1	-15
Boštík, Michal	1 : 2	2	-13
Herold, Kryštof	0 : 4	-2	-15
Caics, Edgars	2 : 6	0	-15
Вербицкий, Микола	2 : 2	2	-13
Remeika, Žygimantas	1 : 4	-2	-15
Nádvorník, Martin	7 : 1	1	-14
Pošík ml., Jiří	6 : 0	0	-14
Kadlec, Daniel	2 : 4	-9	-23

Table 19: (Continuation)

Player	Result	$\Delta$ Glicko	$\Sigma(\Delta$ Glicko)
Janouškovec, Pavel	6 : 3	3	-20
Pernica, Vít	4 : 1	2	-18
Stanzelova, Vera	9 : 0	1	-17
Nádvorník, Vít	8 : 0	0	-17
Kubáč, Jiří	5 : 0	0	-17
Chlebo, Ondřej	4 : 1	1	-16
Bernhauser, Erik	4 : 1	4	-12
Pošík, Vojtěch	6 : 2	0	-12
Nádvorník, Martin	4 : 2	1	-11
Pošík ml., Jiří	8 : 0	0	-11
Kadlec, Daniel	5 : 2	1	-10
Janouškovec, Pavel	4 : 0	2	-8
Pernica, Vít	5 : 2	2	-6
Stanzelova, Vera	8 : 7	-2	-8
Nádvorník, Vít	6 : 1	0	-8
Kubáč, Jiří	6 : 1	0	-8
Chlebo, Ondřej	4 : 3	-1	-9
Bernhauser, Erik	3 : 4	-5	-14
Pošík, Vojtěch	6 : 2	1	-13
Kadlec, Daniel	4 : 1	1	-12
Kadlec, Daniel	1 : 2	-6	-18
Kadlec, Daniel	2 : 1	-1	-19
Kadlec, Daniel	3 : 0	2	-17
Bernhauser, Erik	6 : 3	3	-14
Bernhauser, Erik	3 : 1	3	-11
Bernhauser, Erik	10 : 6	4	-7

## Gruncl, Ondřej

The Glicko value of Ondřej has changed from 1,408 to 1,495. The RD changed from 104 to 72 and the volatility from 57.062 to 56.057.

Ondřej has played 34 games. Of these, 10 are wins (of which 6 narrow wins), 6 are draws and 18 are defeats (of which 0 narrow defeats). Ondřej has scored 73 goals (2.15 per game, the median was 2.0). Ondřej has received 122 goals (3.59 per game, the median was 3.0). The highest win was with 6 goals difference. The highest loss was with 7 goals difference.

### Series

The longest losing streak lasted 7 games. The longest streak without a win lasted 9 games. The longest streak without a loss lasted 4 games. There were 2 longest streaks without a loss.

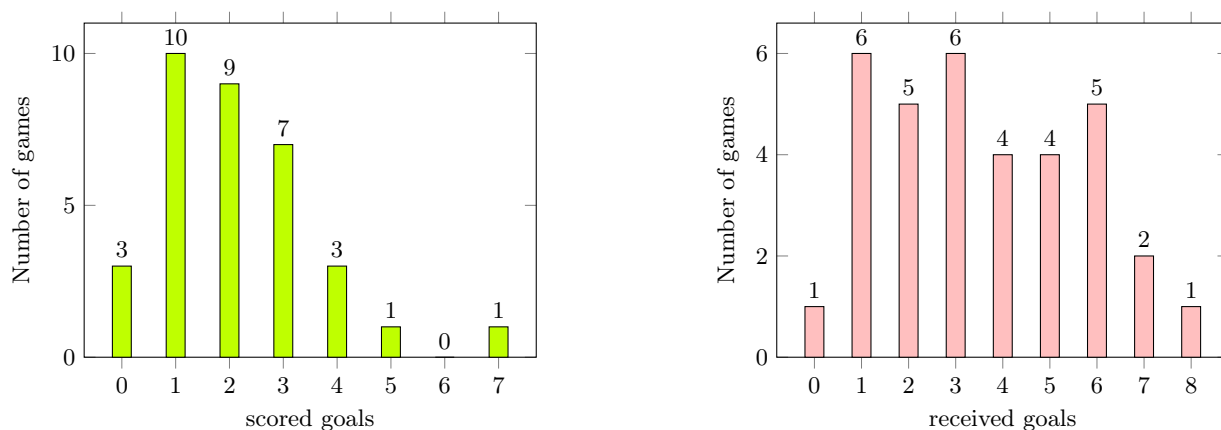


Figure 15: Number of games with goals scored and goals received by Ondřej

Table 20: Games of Ondřej

Player	Result	$\Delta$ Glicko	$\Sigma(\Delta$ Glicko)
Hudec, Karol	1 : 6	-8	
Разкевич, Михайло	3 : 2	33	25
Plešák, Pavel	1 : 5	-5	20
Tabara, Oliver	4 : 0	5	25
Matýsek, Jakub	0 : 6	-2	23
Matýsek, Daniel	3 : 6	-3	20
Kubáč, Jiří	7 : 1	1	21
Holub, Petr	0 : 4	-11	10
Kalniņš, Rainers	1 : 8	-1	9
Kimberg, Anton	3 : 3	24	33
Bernhauser, Erik	3 : 2	16	49
Целуйко, Артём	2 : 1	31	80
Kurzemnieks, Krišjānis	2 : 2	9	89
Kubica, Miloslav	2 : 7	-5	84
Kraus, Vladimír	3 : 2	28	112
Kasnar, Vojtěch	2 : 1	-1	111
Chylík ml., Jiří	1 : 7	-2	109
Vomáčka, Roman	1 : 1	3	112
Tabara, Oskar	1 : 3	-21	91
Vácha, Jiří	2 : 5	-8	83

Table 20: (Continuation)

Player	Result	$\Delta$ Glicko	$\Sigma(\Delta$ Glicko)
Lopaur, Zdeněk	2 : 6	-6	77
Janouškovec, Jan	1 : 3	-12	65
Gripp, Annika	1 : 5	-10	55
Zupančič, Domen	1 : 4	-12	43
Príhoda, Ludek	2 : 5	-9	34
Holub, Lukáš	4 : 3	12	46
Dion, Martin	2 : 6	-8	38
Kurka, Josef	4 : 4	10	48
Ševr, Miloš	3 : 3	10	58
Кондрашевський, Любомир	3 : 1	21	79
Kurzemnieks, Krišjānis	2 : 2	8	87
Pala, Aleš	1 : 3	-14	73
Marek, František	0 : 4	-10	63
Hudec, Karol	5 : 1	24	87

## Hansson, Jan-Olof

The Glicko value of Jan-Olof has changed from 1,505 to 1,452. The RD changed from 72 to 60 and the volatility from 45.833 to 44.680.

Jan-Olof has played 34 games. Of these, 8 are wins (of which 3 narrow wins), 3 are draws and 23 are defeats (of which 8 narrow defeats). Jan-Olof has scored 70 goals (2.06 per game, the median was 2.0). Jan-Olof has received 109 goals (3.21 per game, the median was 3.0). The highest win was with 6 goals difference. The highest loss was with 6 goals difference.

### Series

The longest losing streak lasted 10 games. The longest streak without a win lasted 16 games. The longest streak without a loss lasted 3 games.

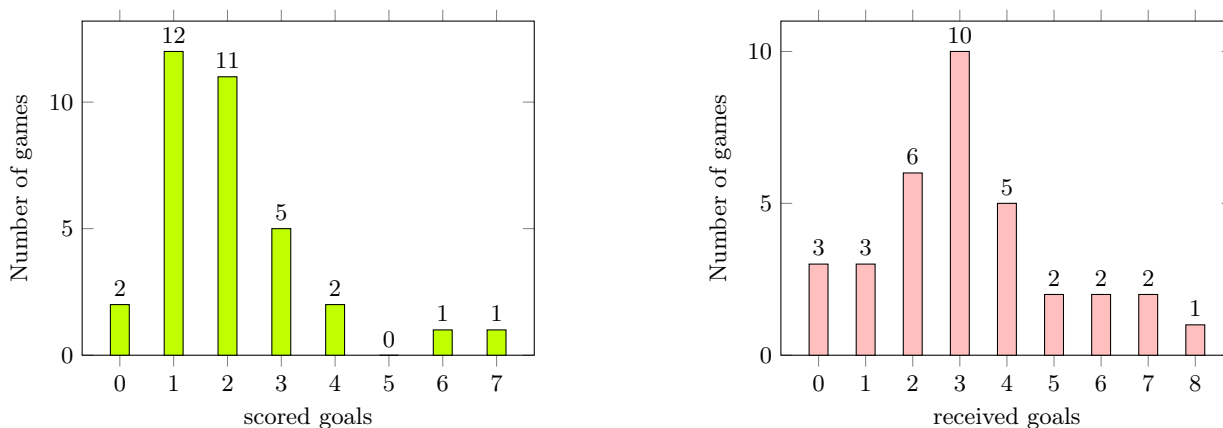


Figure 16: Number of games with goals scored and goals received by Jan-Olof

Table 21: Games of Jan-Olof

Player	Result	$\Delta$ Glicko	$\Sigma(\Delta$ Glicko)
Kobrlé, Michal	2 : 8	-1	
Vacke, Vojtěch	4 : 0	11	10
Stanzelova, Vera	3 : 5	-23	-13
Rjavec, Bernard	1 : 2	4	-9
Naglis, Edgars	1 : 5	-1	-10
Månsson, Truls	2 : 3	5	-5
Kadlec, Daniel	3 : 3	-9	-14
Vomáčka, Roman	2 : 2	2	-12
Bucek, Tomáš	1 : 4	-3	-15
Vomáčka, Jonáš	0 : 6	-5	-20
Šurýn, Antonín	0 : 1	3	-17
Nilsson, Henrik	2 : 3	5	-12
Kalniņš, Sandis	1 : 7	-2	-14
Zupančič, Domen	1 : 3	-14	-28
Moravec ml., Michael	2 : 3	-6	-34
Стороженко, Гліб	1 : 3	-2	-36
Loraug, Zdeněk	2 : 7	-4	-40
Разкевич, Михайло	2 : 4	-7	-47
Werner, Filip	3 : 1	4	-43
Nechutný, Hynek	2 : 2	4	-39

Table 21: (Continuation)

Player	Result	$\Delta$ Glicko	$\Sigma(\Delta$ Glicko)
Kasnar, Vojtěch	7 : 1	6	-33
Zemgickis, Jānis	1 : 2	-6	-39
Moravec St., Martin	6 : 2	13	-26
Tabara, Oliver	1 : 4	-13	-39
Saulītis, Renārs	3 : 0	11	-28
Herold, Adam	1 : 3	-7	-35
Jerabek, Daniel	1 : 0	4	-31
Klazar, Petr	4 : 3	3	-28
Vacke, Vojtěch	1 : 6	-13	-41
Hrnčíř, Radek	2 : 3	-6	-47
Sedláček, Josef	1 : 4	-7	-54
Moravec ml., Michael	2 : 3	-3	-57
Remeika, Gintautas	2 : 4	-6	-63
Pohořalý, Pavel	3 : 2	10	-53

## Henttonen, Ville

The Glicko value of Ville has changed from 1,876 to 1,904. The RD changed from 54 to 46 and the volatility from 27.818 to 27.276.

Ville has played 41 games. Of these, 22 are wins (of which 8 narrow wins), 6 are draws and 13 are defeats (of which 4 narrow defeats). Ville has scored 121 goals (2.95 per game, the median was 2.0). Ville has received 89 goals (2.17 per game, the median was 2.0). The highest win was with 11 goals difference. The highest loss was with 5 goals difference.

### Series

The longest winning streak lasted 6 games. The longest losing streak lasted 4 games. The longest streak without a win lasted 6 games. The longest streak without a loss lasted 9 games.

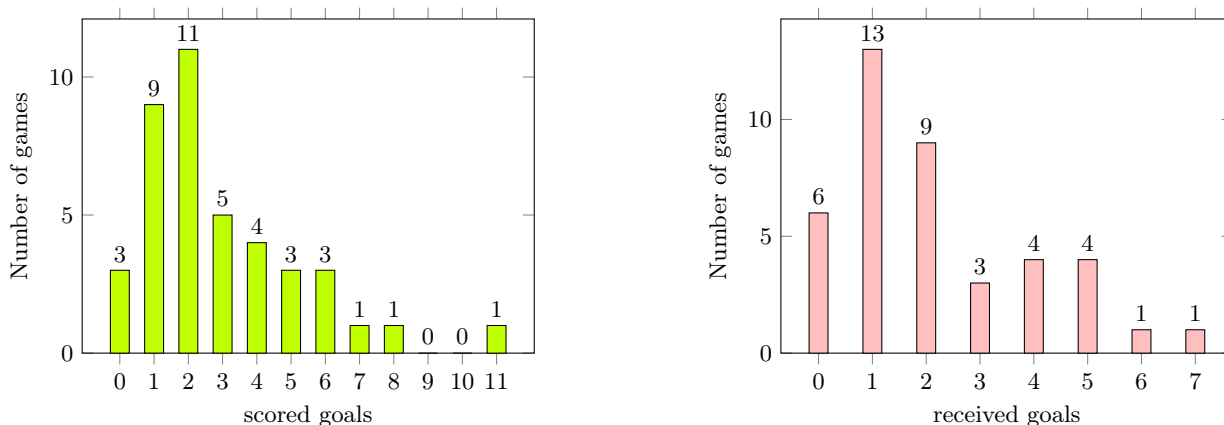


Figure 17: Number of games with goals scored and goals received by Ville

Table 22: Games of Ville

Player	Result	$\Delta$ Glicko	$\Sigma(\Delta$ Glicko)
Sedláček, Josef	5 : 2	4	
Touš, Michal	6 : 1	8	12
Pernica, Vít	7 : 1	1	13
Ležik, Matej	1 : 2	-2	11
Karlsson, Bie	2 : 0	8	19
Božič, Anže	1 : 5	-6	13
Gripp, Annika	6 : 1	3	16
Holub, Lukáš	3 : 0	1	17
Pommerenke, Ralph	2 : 2	-3	14
Škrlep, Nejc	8 : 2	7	21
Pohořalý, Pavel	6 : 1	2	23
Матанцев, Евгений	3 : 3	5	28
Lasmanis, Gints	0 : 4	-5	23
Klazar, Petr	5 : 1	1	24
Dion, Till	2 : 1	3	27
Vácha, Jiří	4 : 7	-11	16
Pošik ml., Jiří	11 : 0	0	16
Thomas, Simon	3 : 2	3	19
Reķis, Jēkabs	2 : 1	7	26
Hermansson, Gustaf	2 : 2	1	27
Nilsson, Eddie	1 : 4	-2	25
Saulītis, Mikus	1 : 1	1	26
Bucek, Tomáš	1 : 0	3	29
Månsson, Truls	1 : 1	1	30
Šurýn, Antonín	2 : 1	2	32

Table 22: (Continuation)

Player	Result	$\Delta$ Glicko	$\Sigma(\Delta$ Glicko)
Rjavec, Bernard	3 : 2	3	35
Vomáčka, Jonáš	2 : 1	0	35
Kopřiva, Adam	2 : 0	5	40
Kahoun ml., Tomáš	4 : 0	5	45
Pikl, Václav	5 : 1	5	50
Fuchs, Petr	3 : 4	-3	47
Kraus, Vojtěch	4 : 1	3	50
Kalniņš, Sandis	0 : 5	-6	44
Kobrlé, Michal	1 : 5	-3	41
Naglis, Edgars	4 : 3	6	47
Nilsson, Henrik	2 : 3	-3	44
Стороженко, Гліб	2 : 2	1	45
Sládek, Jakub	2 : 4	-5	40
Sládek, Jakub	1 : 2	-2	38
Sládek, Jakub	1 : 6	-5	33
Sládek, Jakub	0 : 5	-5	28

## Hermansson, Gustaf

The Glicko value of Gustaf has changed from 1,894 to 1,927. The RD changed from 63 to 52 and the volatility from 33.879 to 33.315.

Gustaf has played 42 games. Of these, 22 are wins (of which 5 narrow wins), 6 are draws and 14 are defeats (of which 2 narrow defeats). Gustaf has scored 140 goals (3.33 per game, the median was 3.0). Gustaf has received 106 goals (2.52 per game, the median was 2.0). The highest win was with 8 goals difference. The highest loss was with 4 goals difference.

### Series

The longest winning streak lasted 5 games. The longest losing streak lasted 3 games. The longest streak without a win lasted 6 games. The longest streak without a loss lasted 8 games.

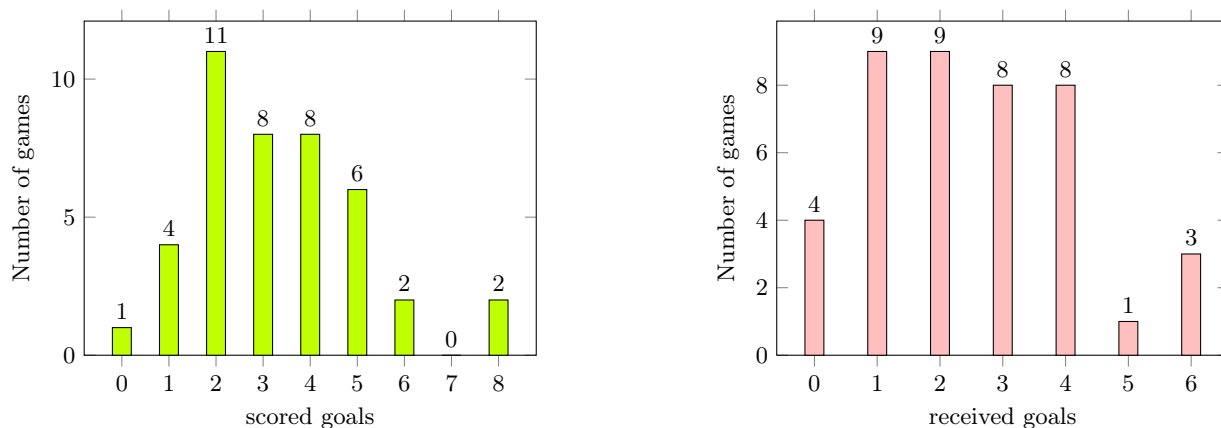


Figure 18: Number of games with goals scored and goals received by Gustaf

Table 23: Games of Gustaf

Player	Result	$\Delta$ Glicko	$\Sigma(\Delta$ Glicko)
Nilsson, Eddie	2 : 1	14	
Fuchs, Petr	4 : 2	11	25
Tabara, Oskar	1 : 4	-18	7
Janouškovec, Pavel	6 : 2	1	8
Príhoda, Ludek	8 : 0	5	13
Hrnčář, Radek	8 : 0	1	14
Kraus, Vojtěch	4 : 6	-15	-1
Kahoun ml., Tomáš	2 : 0	10	9
Saulītis, Mikus	2 : 3	-4	5
Remeika, Gintautas	4 : 1	4	9
Thomas, Simon	5 : 1	9	18
Reķis, Jēkabs	3 : 3	5	23
Pikl, Václav	5 : 1	7	30
Nádvorník, Martin	4 : 0	0	30
Kopřiva, Adam	5 : 2	8	38
Jerabek, Daniel	5 : 1	2	40
Janouškovec, Jan	5 : 1	2	42
Ležák, Matej	3 : 4	-2	40
Маганцев, Евгений	2 : 4	-4	36
Henttonen, Ville	2 : 2	-1	35

Table 23: (Continuation)

Player	Result	$\Delta$ Glicko	$\Sigma(\Delta$ Glicko)
Božič, Anže	2 : 4	-7	28
Lasmanis, Gints	1 : 3	-5	23
Nilsson, Henrik	3 : 3	1	24
Стороженко, Гліб	4 : 2	10	34
Kalniņš, Sandis	6 : 1	9	43
Kobrlle, Michal	2 : 4	-4	39
Naglis, Edgars	3 : 3	4	43
Šurýn, Antonín	2 : 4	-12	31
Rjavec, Bernard	3 : 2	4	35
Vomáčka, Jonáš	4 : 2	5	40
Bucek, Tomáš	2 : 2	-2	38
Månsson, Truls	1 : 5	-7	31
Škrlep, Nejc	5 : 1	6	37
Touš, Michal	4 : 3	3	40
Pommerenke, Ralph	3 : 2	0	40
Karlsson, Bie	3 : 3	-4	36
Dion, Till	3 : 1	8	44
Naglis, Kristaps	0 : 4	-5	39
Naglis, Kristaps	2 : 6	-4	35
Naglis, Kristaps	2 : 6	-5	30
Naglis, Kristaps	4 : 3	8	38
Naglis, Kristaps	1 : 4	-5	33

## Herold, Adam

The Glicko value of Adam has changed from 1,603 to 1,672. The RD changed from 104 to 64 and the volatility from 53.155 to 50.748.

Adam has played 42 games. Of these, 20 are wins (of which 8 narrow wins), 6 are draws (one of which went to extra time) and 16 are defeats (of which 9 narrow defeats). Adam has scored 105 goals (2.50 per game, the median was 2.0), plus one in overtime. Adam has received 96 goals (2.29 per game, the median was 2.0), plus none in overtime. The highest win was with 6 goals difference. The highest loss was with 6 goals difference.

### Series

The longest winning streak lasted 6 games. The longest losing streak lasted 6 games. The longest streak without a win lasted 8 games. The longest streak without a loss lasted 6 games.

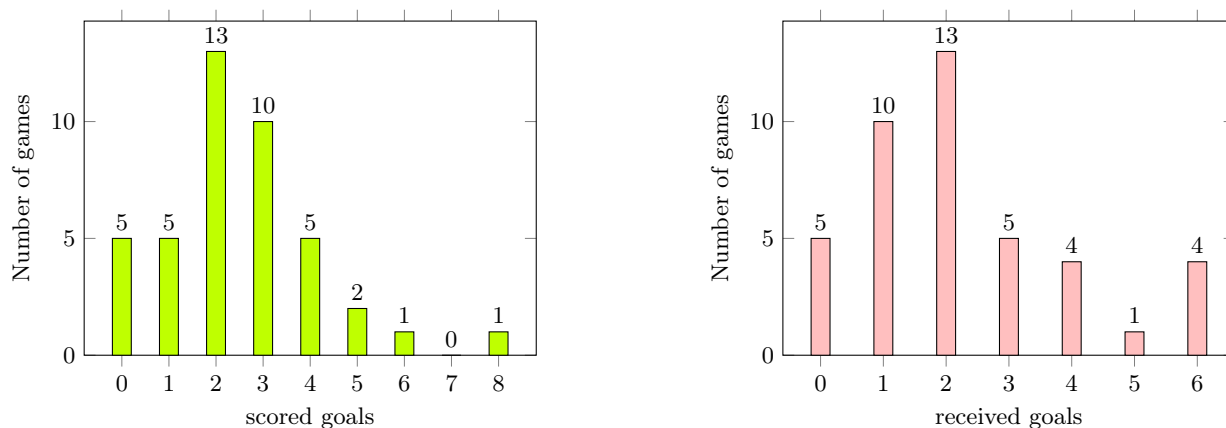


Figure 19: Number of games with goals scored and goals received by Adam

Table 24: Games of Adam

Player	Result	$\Delta$ Glicko	$\Sigma(\Delta$ Glicko)
Šmíd, David	0 : 6	-7	
Moravec St., Martin	1 : 1	-12	-19
Larsson, Emil	1 : 2	9	-10
Bošтік, Michal	4 : 6	-5	-15
Herold, Kryštof	0 : 6	-7	-22
Gripp, Gunnar	0 : 4	-23	-45
Caics, Edgars	0 : 5	-1	-46
Вербицкий, Микола	2 : 3	2	-44
Remeika, Žygimantas	2 : 1	30	-14
Nádvorník, Vít	6 : 0	2	-12
Marek, František	3 : 4	-11	-23
Kurka, Josef	4 : 2	37	14
Jež, Robert	0 : 1	-3	11
Dvořáček, David	2 : 0	34	45
Кондрашевський, Любомир	2 : 2	1	46
Naglis, Kristaps	3 : 6	-5	41
Nechutný, Hynek	8 : 2	18	59
Jerabek, Daniel	3 : 4	-18	41
Klazar, Petr	3 : 1	6	47
Vacke, Vojtěch	3 : 2	-2	45

Table 24: (Continuation)

Player	Result	$\Delta$ Glicko	$\Sigma(\Delta$ Glicko)
Hrnčář, Radek	3 : 4	-18	27
Sedláček, Josef	2 : 2	-2	25
Moravec ml., Michael	2 : 1	4	29
Remeika, Gintautas	2 : 1	7	36
Pohořalý, Pavel	2 : 2	0	36
Hansson, Jan-Olof	3 : 1	8	44
Nechutný, Hynek	1 : 3	-18	26
Kasnar, Vojtěch	2 : 0	3	29
Zemņickis, Jānis	2 : 2	-6	23
Moravec St., Martin	2 : 3	-13	10
Tabara, Oliver	2 : 1	3	13
Saulītis, Renārs	4 : 1	8	21
Разкевич, Михайло	5 : 3	16	37
Werner, Filip	4 : 0	2	39
Разкевич, Михайло	3 : 2	8	47
Разкевич, Михайло	3 : 2	7	54
Разкевич, Михайло	2 : 3	-6	48
Разкевич, Михайло	1 : 2	-6	42
Разкевич, Михайло	2 : 1 SD	1	43
Sedláček, Josef	3 : 2	5	48
Sedláček, Josef	5 : 0	11	59
Sedláček, Josef	4 : 2	10	69

## Herold, Kryštof

The Glicko value of Kryštof has changed from 1,919 to 1,922. The RD changed from 100 to 60 and the volatility from 34.076 to 33.463.

Kryštof has played 37 games. Of these, 17 are wins (of which 0 narrow wins), 3 are draws and 17 are defeats (of which 8 narrow defeats). Kryštof has scored 111 goals (3.00 per game, the median was 3.0). Kryštof has received 90 goals (2.43 per game, the median was 2.0). The highest win was with 7 goals difference. The highest loss was with 6 goals difference.

### Series

The longest winning streak lasted 5 games. The longest losing streak lasted 5 games. The longest streak without a win lasted 6 games. The longest streak without a loss lasted 5 games.

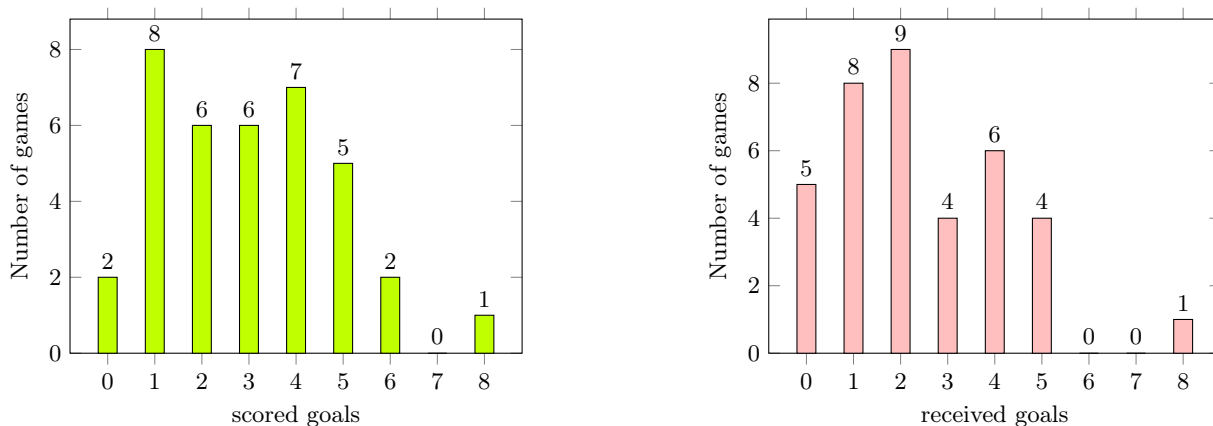


Figure 20: Number of games with goals scored and goals received by Kryštof

Table 25: Games of Kryštof

Player	Result	$\Delta$ Glicko	$\Sigma(\Delta$ Glicko)
Nádvořník, Vít	8 : 1	1	
Marek, František	4 : 0	9	10
Kurka, Josef	4 : 2	25	35
Jež, Robert	1 : 2	-26	9
Herold, Adam	6 : 0	6	15
Dvořáček, David	1 : 2	-14	1
Кондрашевський, Любомир	4 : 4	-16	-15
Naglis, Kristaps	0 : 2	-16	-31
Nechutný, Hůnek	4 : 1	10	-21
Moravec St., Martin	6 : 0	3	-18
Larsson, Emil	4 : 5	-5	-23
Boštík, Michal	1 : 2	-3	-26
Gripp, Gunnar	4 : 0	6	-20
Caics, Edgars	1 : 4	-5	-25
Вербицкий, Микола	2 : 2	-6	-31
Remeika, Žygimantas	3 : 1	17	-14
Šmíd, David	5 : 2	18	4
Lebl, Kryštof	1 : 2	-3	1
Lahučký, Tomáš	5 : 3	10	11
Maďera, Martin	3 : 3	6	17

Table 25: (Continuation)

Player	Result	$\Delta$ Glicko	$\Sigma(\Delta$ Glicko)
Sládek, Jakub	0 : 1	-4	13
Petr, Patrik	1 : 4	-4	9
Целуйко, Артём	4 : 5	-10	-1
Kraus, Vladimír	2 : 3	-11	-12
Matýsek, Jakub	2 : 4	-10	-22
Holub, Petr	5 : 0	7	-15
Kubica, Miloslav	2 : 4	-12	-27
Chylík ml., Jiří	1 : 5	-6	-33
Kalniņš, Rainers	2 : 8	-1	-34
Matýsek, Daniel	5 : 3	12	-22
Kimberg, Anton	1 : 4	-9	-31
Plešák, Pavel	2 : 5	-12	-43
Ženíšek, Martin	5 : 2	10	-33
Klazar, Matyáš	3 : 1	12	-21
Růžička, Tomáš	3 : 1	7	-14
Černoch, Miroslav	3 : 1	11	-3
Krejza, Aleš	3 : 1	6	3

## Holub, Lukáš

The Glicko value of Lukáš has changed from 1,425 to 1,445. The RD changed from 124 to 74 and the volatility from 60.000 to 58.322.

Lukáš has played 34 games. Of these, 8 are wins (of which 3 narrow wins), 1 are draws and 25 are defeats (of which 4 narrow defeats). Lukáš has scored 66 goals (1.94 per game, the median was 2.0). Lukáš has received 134 goals (3.94 per game, the median was 4.0). The highest win was with 5 goals difference. The highest loss was with 11 goals difference.

### Series

The longest winning streak lasted 3 games. The longest losing streak lasted 8 games. The longest streak without a win lasted 9 games. The longest streak without a loss lasted 3 games.

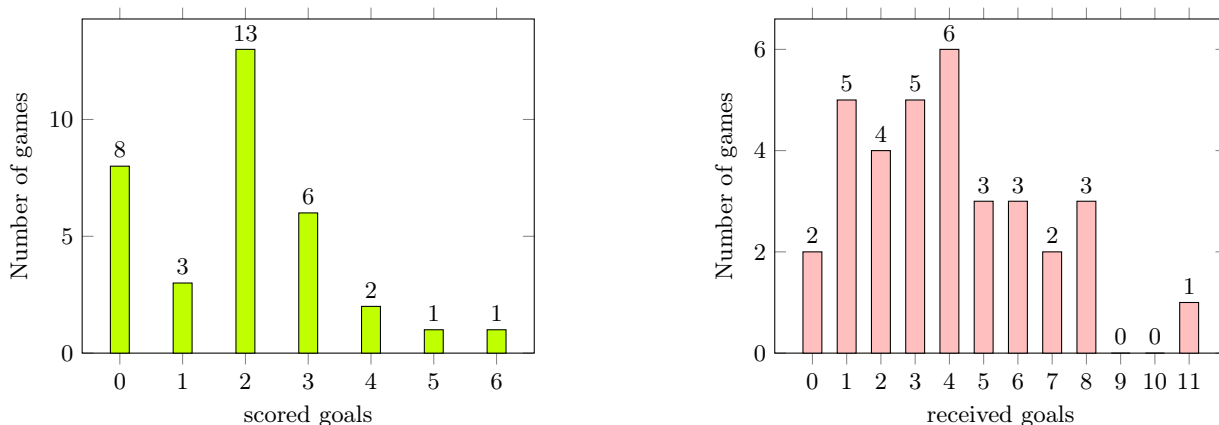


Figure 21: Number of games with goals scored and goals received by Lukáš

Table 26: Games of Lukáš

Player	Result	$\Delta$ Glicko	$\Sigma(\Delta$ Glicko)
Vácha, Jiří	2 : 5	-14	
Pošik ml., Jiří	6 : 1	2	-12
Škrlep, Nejc	0 : 2	-7	-19
Pohořalý, Pavel	3 : 1	53	34
Матанцев, Евгений	2 : 8	-1	33
Lasmanis, Gints	3 : 6	-2	31
Klazar, Petr	5 : 0	27	58
Henttonen, Ville	0 : 3	-6	52
Dion, Till	2 : 3	11	63
Pommerenke, Ralph	2 : 1	34	97
Sedláček, Josef	4 : 0	38	135
Touš, Michal	2 : 1	35	170
Pernica, Vít	3 : 4	-29	141
Ležík, Matej	1 : 3	-4	137
Karlsson, Bie	0 : 3	-9	128
Božič, Anže	3 : 6	-4	124
Gripp, Annika	0 : 4	-19	105
Ševr, Miloš	2 : 8	-11	94
Кондрашевський, Любомир	2 : 3	-2	92
Kurzemnieks, Krišjānis	0 : 8	-15	77
Pala, Aleš	4 : 2	25	102
Marek, František	0 : 4	-17	85
Hudec, Karol	2 : 5	-9	76
Dion, Martin	1 : 4	-11	65
Kurka, Josef	2 : 1	20	85

Table 26: (Continuation)

Player	Result	$\Delta$ Glicko	$\Sigma(\Delta$ Glicko)
Gruncel, Ondřej	3 : 4	-12	73
Janouškovec, Jan	0 : 11	-10	63
Gripp, Annika	1 : 7	-10	53
Zupančič, Domen	2 : 5	-12	41
Príhoda, Ludek	2 : 4	-9	32
Vomáčka, Roman	2 : 2	6	38
Tabara, Oskar	0 : 2	-11	27
Vácha, Jiří	3 : 6	-4	23
Lopaur, Zdeněk	2 : 7	-3	20

## Holub, Petr

The Glicko value of Petr has changed from 1,634 to 1,682. The RD changed from 103 to 69 and the volatility from 54.175 to 51.678.

Petr has played 37 games. Of these, 10 are wins (of which 0 narrow wins), 3 are draws and 24 are defeats (of which 6 narrow defeats). Petr has scored 81 goals (2.19 per game, the median was 2.0). Petr has received 139 goals (3.76 per game, the median was 4.0). The highest win was with 5 goals difference. The highest loss was with 9 goals difference.

## Series

The longest winning streak lasted 3 games. There were 2 longest winning streaks. The longest losing streak lasted 13 games. The longest streak without a win lasted 13 games. The longest streak without a loss lasted 4 games.

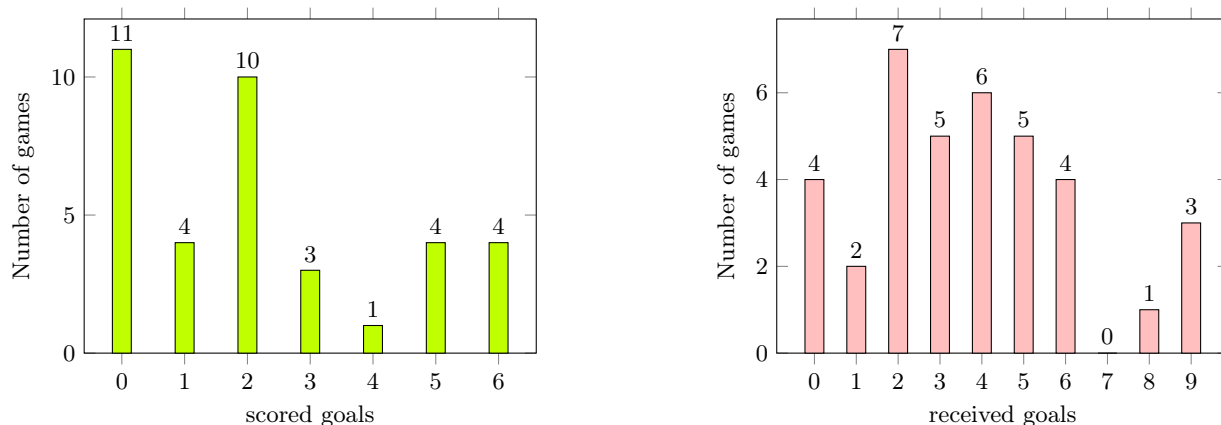


Figure 22: Number of games with goals scored and goals received by Petr

Table 27: Games of Petr

Player	Result	$\Delta$ Glicko	$\Sigma(\Delta$ Glicko)
Kubica, Miloslav	3 : 0	42	
Kraus, Vladimír	2 : 4	-15	27
Kasnar, Vojtěch	6 : 2	5	32
Chylík ml., Jiří	0 : 5	-5	27
Kimberg, Anton	2 : 4	-8	19
Bernhauser, Erik	6 : 4	17	36
Целуйко, Артём	2 : 6	-15	21
Gruncl, Ondřej	4 : 0	10	31
Kurzemnieks, Krišjānis	6 : 2	20	51
Kubáč, Jiří	5 : 0	0	51
Kalniņš, Rainers	2 : 9	-1	50
Hudec, Karol	0 : 2	-18	32
Разкевич, Михайло	5 : 3	19	51
Plešák, Pavel	6 : 2	27	78
Tabara, Oliver	5 : 1	4	82
Matýsek, Jakub	0 : 0	11	93
Matýsek, Daniel	0 : 5	-9	84
Růžička, Tomáš	2 : 2	3	87
Klazar, Matyáš	1 : 6	-9	78
Ženíšek, Martin	2 : 3	-2	76
Krejza, Aleš	3 : 3	4	80
Černoch, Miroslav	3 : 4	1	81
Remeika, Žygimantas	0 : 5	-9	72
Dvořáček, David	5 : 2	20	92
Вербицкий, Микола	2 : 3	-5	87

Table 27: (Continuation)

Player	Result	$\Delta$ Glicko	$\Sigma(\Delta$ Glicko)
Herold, Kryštof	0 : 5	-8	79
Jež, Robert	0 : 1	-4	75
Sládek, Jakub	1 : 2	2	77
Maděra, Martin	0 : 4	-2	75
Lahučký, Tomáš	2 : 4	-9	66
Lebl, Kryštof	2 : 9	-3	63
Petr, Patrik	1 : 6	-1	62
Larsson, Emil	2 : 3	3	65
Naglis, Kristaps	1 : 5	-3	62
Šmíd, David	0 : 6	-8	54
Bošťák, Michal	0 : 8	-4	50
Caics, Edgars	0 : 9	-2	48

## Hrnčář, Radek

The Glicko value of Radek has changed from 1,389 to 1,407. The RD changed from 133 to 72 and the volatility from 52.312 to 50.368.

Radek has played 34 games. Of these, 10 are wins (of which 6 narrow wins), 4 are draws and 20 are defeats (of which 1 narrow defeats). Radek has scored 56 goals (1.65 per game, the median was 1.5). Radek has received 117 goals (3.44 per game, the median was 3.0). The highest win was with 5 goals difference. The highest loss was with 8 goals difference.

### Series

The longest losing streak lasted 5 games. The longest streak without a win lasted 5 games. There were 2 longest streaks without a win. The longest streak without a loss lasted 3 games.

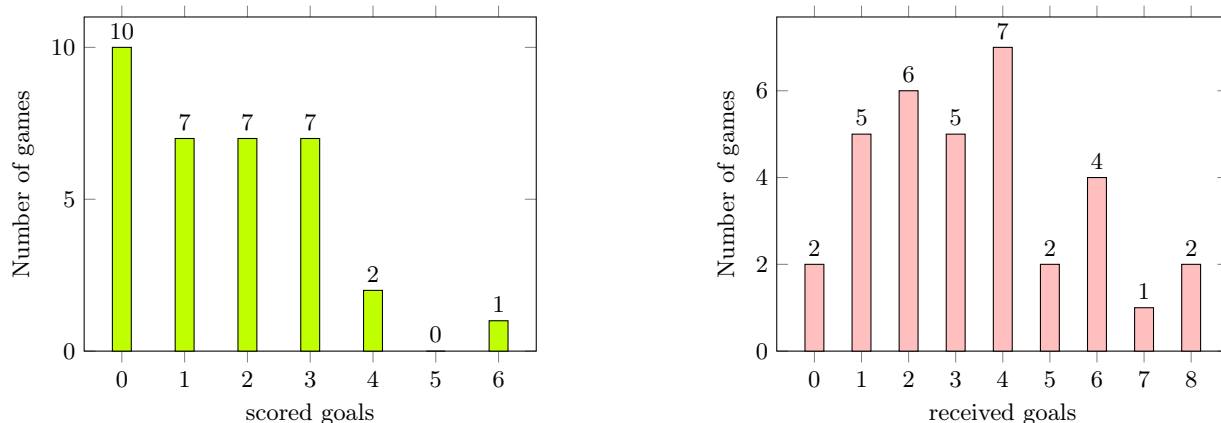


Figure 23: Number of games with goals scored and goals received by Radek

Table 28: Games of Radek

Player	Result	$\Delta$ Glicko	$\Sigma(\Delta$ Glicko)
Kopřiva, Adam	2 : 4	-5	
Jerabek, Daniel	3 : 1	50	45
Janouškovec, Jan	2 : 4	-23	22
Remeika, Gintautas	0 : 3	-16	6
Thomas, Simon	1 : 3	-5	1
Hermansson, Gustaf	0 : 8	-3	-2
Reķis, Jēkabs	0 : 5	-1	-3
Pikl, Václav	1 : 0	47	44
Nádvorník, Martin	6 : 1	16	60
Kahoun ml., Tomáš	1 : 2	10	70
Saulītis, Mikus	0 : 4	-4	66
Nilsson, Eddie	0 : 7	0	66
Fuchs, Petr	0 : 4	-4	62
Tabara, Oskar	2 : 1	18	80
Janouškovec, Pavel	3 : 3	-6	74
Príhoda, Ludek	2 : 5	-15	59
Kraus, Vojtěch	0 : 8	-7	52
Moravec St., Martin	3 : 2	18	70
Tabara, Oliver	1 : 1	-7	63
Saulītis, Renārs	1 : 4	-25	38
Herold, Adam	4 : 3	22	60
Разкевич, Михайло	0 : 6	-10	50
Werner, Filip	4 : 2	6	56
Nechutný, Hynek	0 : 4	-13	43
Kasnar, Vojtěch	2 : 0	10	53

Table 28: (Continuation)

Player	Result	$\Delta$ Glicko	$\Sigma(\Delta$ Glicko)
Zemņickis, Jānis	3 : 3	2	55
Sedláček, Josef	1 : 1	7	62
Moravec ml., Michael	0 : 2	-13	49
Remeika, Gintautas	2 : 6	-9	40
Pohořalý, Pavel	3 : 6	-9	31
Hansson, Jan-Olof	3 : 2	10	41
Jerabek, Daniel	1 : 4	-15	26
Klazar, Petr	3 : 2	5	31
Vacke, Vojtěch	2 : 6	-13	18

## Hudec, Karol

The Glicko value of Karol has changed from 1,745 to 1,717. The RD changed from 87 to 60 and the volatility from 43.345 to 42.065.

Karol has played 38 games. Of these, 16 are wins (of which 1 narrow wins), 6 are draws and 16 are defeats (of which 4 narrow defeats). Karol has scored 123 goals (3.24 per game, the median was 3.0). Karol has received 117 goals (3.08 per game, the median was 2.0). The highest win was with 11 goals difference. The highest loss was with 7 goals difference.

### Series

The longest winning streak lasted 4 games. The longest losing streak lasted 3 games. There were 2 longest losing streaks. The longest streak without a win lasted 4 games. The longest streak without a loss lasted 6 games.

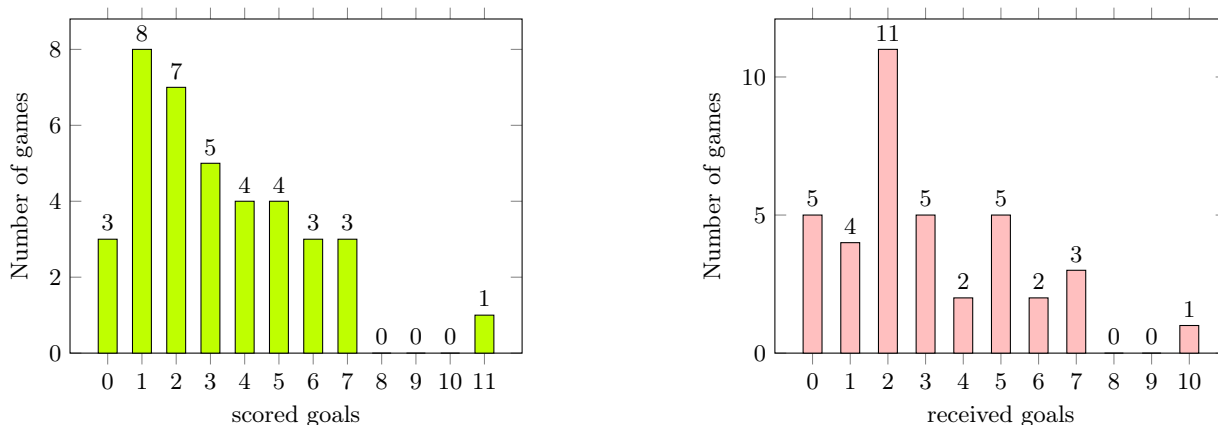


Figure 24: Number of games with goals scored and goals received by Karol

Table 29: Games of Karol

Player	Result	$\Delta$ Glicko	$\Sigma(\Delta$ Glicko)
Gruncel, Ondřej	6 : 1	6	
Kurzemnieks, Krišjānis	2 : 3	-18	-12
Kubica, Miloslav	3 : 5	-16	-28
Kraus, Vladimír	1 : 2	-2	-30
Kasnar, Vojtěch	11 : 0	2	-28
Chylík ml., Jiří	1 : 5	-4	-32
Kimberg, Anton	0 : 5	-7	-39
Bernhauser, Erik	5 : 2	9	-30
Целуйко, Артём	2 : 2	6	-24
Matýsek, Jakub	0 : 6	-6	-30
Matýsek, Daniel	1 : 2	0	-30
Kubáč, Jiří	4 : 0	0	-30
Holub, Petr	2 : 0	14	-16
Kalniņš, Rainers	3 : 10	-1	-17
Разкевич, Михайло	4 : 1	12	-5
Plešák, Pavel	1 : 2	-4	-9
Tabara, Oliver	1 : 1	-11	-20
Lopaur, Zdeněk	3 : 3	3	-17
Janouškovec, Jan	2 : 2	-5	-22
Gripp, Annika	7 : 3	10	-12
Zupančič, Domen	1 : 5	-19	-31
Príhoda, Ludek	6 : 1	10	-21
Holub, Lukáš	5 : 2	6	-15
Vomáčka, Roman	3 : 0	8	-7
Tabara, Oskar	3 : 3	-7	-14

Table 29: (Continuation)

Player	Result	$\Delta$ Glicko	$\Sigma(\Delta$ Glicko)
Vácha, Jiří	2 : 4	-10	-24
Ševr, Miloš	4 : 6	-12	-36
Кондрашевський, Любомир	7 : 2	9	-27
Kurzemnieks, Krišjānis	6 : 4	10	-17
Pala, Aleš	7 : 2	6	-11
Marek, František	5 : 0	7	-4
Dion, Martin	2 : 2	-2	-6
Kurka, Josef	5 : 2	9	3
Gruncl, Ondřej	1 : 5	-18	-15
Vácha, Jiří	2 : 7	-8	-23
Vácha, Jiří	1 : 7	-7	-30
Vácha, Jiří	4 : 3	9	-21
Vácha, Jiří	0 : 7	-7	-28

## Janouškovec, Jan

The Glicko value of Jan has changed from 1,596 to 1,683. The RD changed from 105 to 65 and the volatility from 53.143 to 49.986.

Jan has played 38 games. Of these, 15 are wins (of which 2 narrow wins), 7 are draws and 16 are defeats (of which 4 narrow defeats). Jan has scored 128 goals (3.37 per game, the median was 3.0). Jan has received 122 goals (3.21 per game, the median was 3.0). The highest win was with 14 goals difference. The highest loss was with 8 goals difference.

### Series

The longest winning streak lasted 4 games. The longest losing streak lasted 4 games. The longest streak without a win lasted 5 games. The longest streak without a loss lasted 11 games.

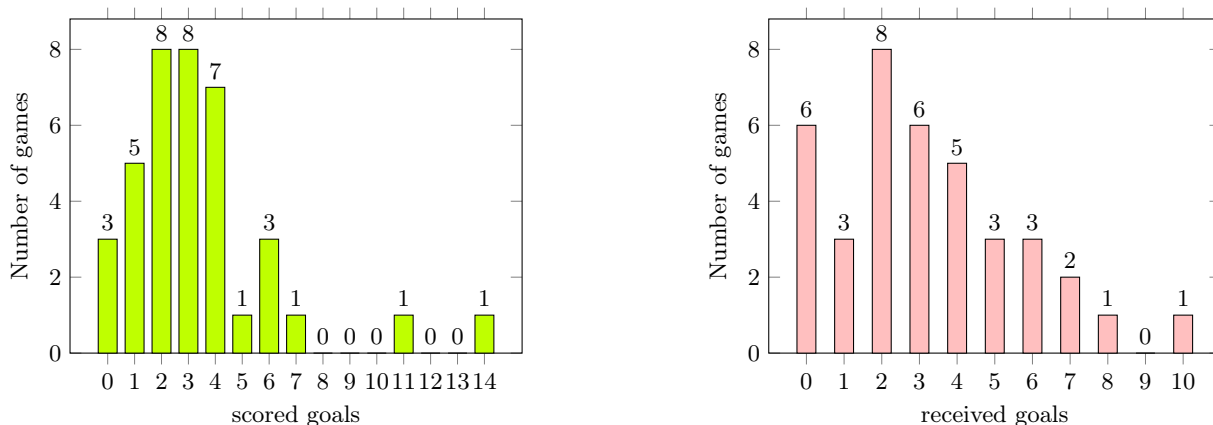


Figure 25: Number of games with goals scored and goals received by Jan

Table 30: Games of Jan

Player	Result	$\Delta$ Glicko	$\Sigma(\Delta$ Glicko)
Janouškovec, Pavel	7 : 0	10	
Průhoda, Ludek	3 : 5	-20	-10
Hrnčář, Radek	4 : 2	15	5
Kraus, Vojtěch	4 : 4	9	14
Kahoun ml., Tomáš	2 : 4	-9	5
Saulītis, Mikus	1 : 2	6	11
Nilsson, Eddie	2 : 10	-1	10
Fuchs, Petr	2 : 4	-6	4
Tabara, Oskar	4 : 0	14	18
Reķis, Jēkabs	0 : 8	-3	15
Pikl, Václav	0 : 2	-9	6
Nádvořník, Martin	14 : 0	4	10
Kopřiva, Adam	3 : 6	-8	2
Jerabek, Daniel	6 : 2	12	14
Remeika, Gintautas	3 : 3	1	15
Thomas, Simon	1 : 7	-7	8
Hermansson, Gustaf	1 : 5	-5	3
Marek, František	4 : 3	9	12
Hudec, Karol	2 : 2	6	18
Dion, Martin	3 : 3	2	20
Kurka, Josef	5 : 5	7	27
Gruncl, Ondřej	3 : 1	10	37
Ševr, Miloš	4 : 1	19	56
Кондрашевський, Любомир	6 : 6	0	56
Kurzemnieks, Krišjānis	3 : 2	7	63

Table 30: (Continuation)

Player	Result	$\Delta$ Glicko	$\Sigma(\Delta$ Glicko)
Pala, Aleš	4 : 2	10	73
Holub, Lukáš	11 : 0	8	81
Vomáčka, Roman	2 : 0	10	91
Tabara, Oskar	2 : 3	-12	79
Vácha, Jiří	1 : 3	-9	70
Lopaur, Zdeněk	4 : 4	6	76
Gripp, Annika	1 : 7	-15	61
Zupančič, Domen	2 : 0	10	71
Príhoda, Ludek	6 : 2	11	82
Lopaur, Zdeněk	3 : 4	-1	81
Lopaur, Zdeněk	3 : 1	17	98
Lopaur, Zdeněk	2 : 3	-3	95
Lopaur, Zdeněk	0 : 6	-8	87

## Janouškovec, Pavel

The Glicko value of Pavel has changed from 1,311 to 1,282. The RD changed from 162 to 79 and the volatility from 57.513 to 56.859.

Pavel has played 39 games. Of these, 14 are wins (of which 6 narrow wins), 5 are draws and 20 are defeats (of which 3 narrow defeats). Pavel has scored 99 goals (2.54 per game, the median was 2.0). Pavel has received 133 goals (3.41 per game, the median was 4.0). The highest win was with 6 goals difference. The highest loss was with 7 goals difference.

### Series

The longest winning streak lasted 3 games. There were 2 longest winning streaks. The longest losing streak lasted 5 games. The longest streak without a win lasted 10 games. The longest streak without a loss lasted 5 games.

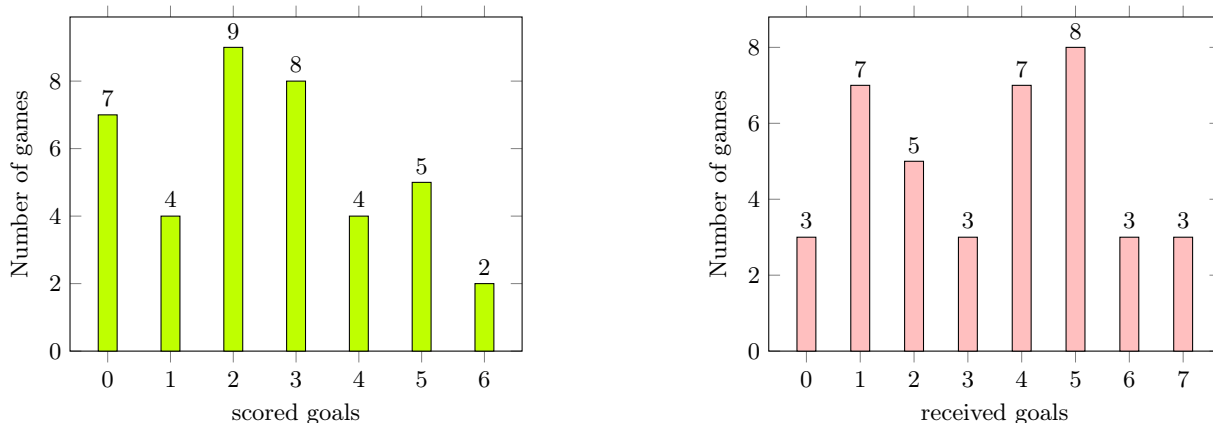


Figure 26: Number of games with goals scored and goals received by Pavel

Table 31: Games of Pavel

Player	Result	$\Delta$ Glicko	$\Sigma(\Delta$ Glicko)
Janouškovec, Jan	0 : 7	-23	
Remeika, Gintautas	2 : 5	-14	-37
Thomas, Simon	2 : 7	-5	-42
Hermansson, Gustaf	2 : 6	-3	-45
Reķis, Jēkabs	4 : 5	29	-16
Pikl, Václav	1 : 1	54	38
Nádvořík, Martin	2 : 3	-42	-4
Kopřiva, Adam	3 : 6	-4	-8
Jerabek, Daniel	0 : 5	-34	-42
Nilsson, Eddie	0 : 5	0	-42
Fuchs, Petr	2 : 0	90	48
Tabara, Oskar	0 : 4	-32	16
Príhoda, Ludek	4 : 3	48	64
Hrnčíř, Radek	3 : 3	9	73
Kraus, Vojtěch	1 : 7	-7	66
Kahoun ml., Tomáš	5 : 5	31	97
Saulītis, Mikus	0 : 5	-3	94
Nádvořík, Vít	3 : 2	-9	85
Kubáč, Jiří	5 : 1	2	87
Chlebo, Ondřej	2 : 1	2	89
Gripp, Gunnar	3 : 6	-15	74
Bernhauser, Erik	2 : 4	-24	50
Pošík, Vojtěch	2 : 5	-46	4
Pošík ml., Jiří	6 : 1	1	5
Kadlec, Daniel	3 : 4	-13	-8

Table 31: (Continuation)

Player	Result	$\Delta$ Glicko	$\Sigma(\Delta$ Glicko)
Pernica, Vít	0 : 2	-21	-29
Stanzelova, Vera	3 : 2	5	-24
Nádvorník, Martin	1 : 1	-12	-36
Nádvorník, Vít	3 : 1	6	-30
Kubáč, Jiří	6 : 0	2	-28
Chlebo, Ondřej	5 : 4	5	-23
Gripp, Gunnar	0 : 4	-6	-29
Bernhauser, Erik	4 : 4	9	-20
Pošik, Vojtěch	5 : 1	5	-15
Pošik ml., Jiří	3 : 2	-8	-23
Kadlec, Daniel	1 : 4	-19	-42
Pernica, Vít	2 : 5	-13	-55
Stanzelova, Vera	4 : 0	13	-42
Nádvorník, Martin	5 : 2	13	-29

## Jerabek, Daniel

The Glicko value of Daniel has changed from 1,428 to 1,469. The RD changed from 123 to 72 and the volatility from 56.378 to 54.172.

Daniel has played 34 games. Of these, 10 are wins (of which 2 narrow wins), 4 are draws and 20 are defeats (of which 4 narrow defeats). Daniel has scored 74 goals (2.18 per game, the median was 2.0). Daniel has received 112 goals (3.29 per game, the median was 3.0). The highest win was with 5 goals difference. The highest loss was with 7 goals difference.

### Series

The longest winning streak lasted 3 games. The longest losing streak lasted 6 games. The longest streak without a win lasted 8 games. The longest streak without a loss lasted 3 games.

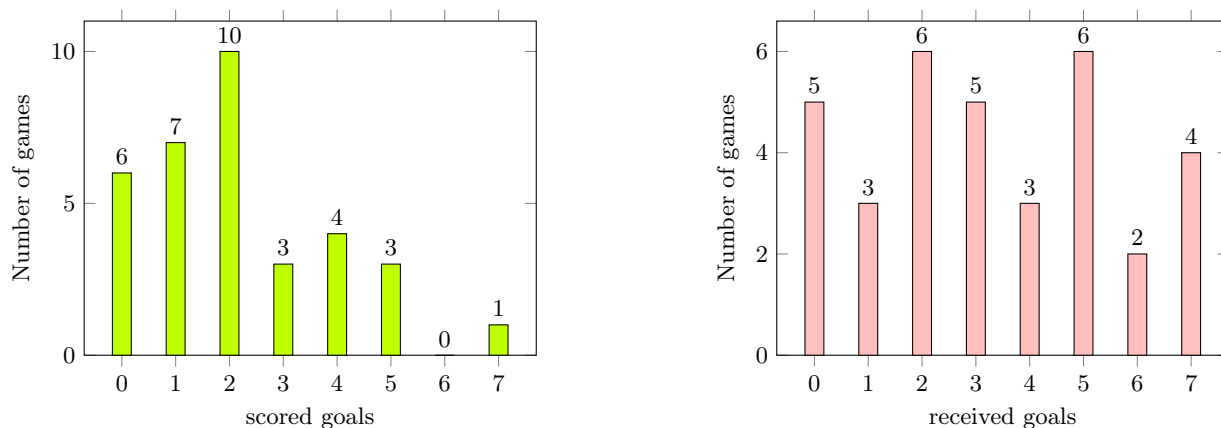


Figure 27: Number of games with goals scored and goals received by Daniel

Table 32: Games of Daniel

Player	Result	$\Delta\text{Glicko}$	$\Sigma(\Delta\text{Glicko})$
Práhoda, Ludek	2 : 2	26	
Hrnčíř, Radek	1 : 3	-40	-14
Kraus, Vojtěch	2 : 4	-11	-25
Kahoun ml., Tomáš	1 : 5	-4	-29
Saulītis, Mikus	3 : 5	-3	-32
Nilsson, Eddie	0 : 7	-1	-33
Fuchs, Petr	0 : 3	-3	-36
Tabara, Oskar	2 : 2	7	-29
Janouškovec, Pavel	5 : 0	21	-8
Pikl, Václav	4 : 5	9	1
Nádvorník, Martin	5 : 3	12	13
Kopřiva, Adam	0 : 7	-5	8
Janouškovec, Jan	2 : 6	-14	-6
Remeika, Gintautas	4 : 2	39	33
Thomas, Simon	1 : 5	-5	28
Hermansson, Gustaf	1 : 5	-3	25
Reķis, Jēkabs	3 : 7	-1	24
Herold, Adam	4 : 3	24	48
Разкевич, Михайло	0 : 7	-13	35
Werner, Filip	7 : 2	6	41

Table 32: (Continuation)

Player	Result	$\Delta$ Glicko	$\Sigma(\Delta$ Glicko)
Nechutný, Hynek	2 : 5	-15	26
Kasnar, Vojtěch	1 : 0	0	26
Zemgickis, Jānis	2 : 3	-8	18
Moravec St., Martin	2 : 6	-17	1
Tabara, Oliver	1 : 2	-9	-8
Saulītis, Renārs	1 : 1	2	-6
Pohořalý, Pavel	0 : 4	-9	-15
Hansson, Jan-Olof	0 : 1	-6	-21
Klazar, Petr	3 : 0	15	-6
Vacke, Vojtěch	5 : 0	17	11
Hrnčář, Radek	4 : 1	15	26
Sedláček, Josef	2 : 4	-9	17
Moravec ml., Michael	2 : 0	18	35
Remeika, Gintautas	2 : 2	6	41

## Jež, Robert

The Glicko value of Robert has changed from 1,740 to 1,811. The RD changed from 101 to 64 and the volatility from 47.305 to 45.910.

Robert has played 37 games. Of these, 17 are wins (of which 10 narrow wins), 2 are draws and 18 are defeats (of which 4 narrow defeats). Robert has scored 84 goals (2.27 per game, the median was 2.0). Robert has received 96 goals (2.59 per game, the median was 3.0). The highest win was with 6 goals difference. The highest loss was with 7 goals difference.

### Series

The longest winning streak lasted 5 games. The longest losing streak lasted 7 games. The longest streak without a win lasted 7 games. The longest streak without a loss lasted 5 games.

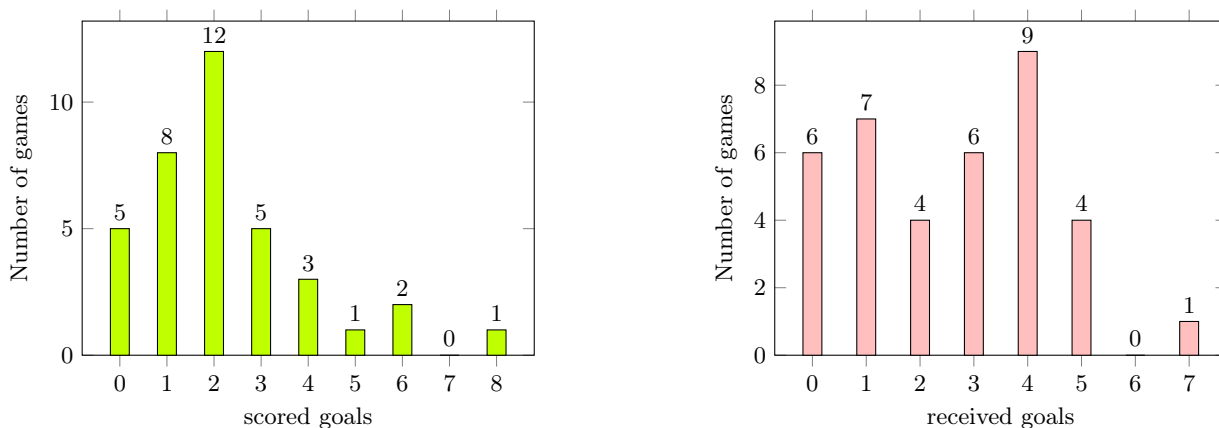


Figure 28: Number of games with goals scored and goals received by Robert

Table 33: Games of Robert

Player	Result	$\Delta$ Glicko	$\Sigma(\Delta$ Glicko)
Moravec St., Martin	2 : 1	-6	
Larsson, Emil	2 : 4	-10	-16
Boštík, Michal	1 : 5	-9	-25
Herold, Kryštof	2 : 1	26	1
Gripp, Gunnar	2 : 1	3	4
Caics, Edgars	4 : 4	21	25
Вербицкий, Микола	0 : 3	-21	4
Remeika, Žygimantas	1 : 4	-13	-9
Šmíd, David	0 : 2	-8	-17
Marek, František	2 : 0	13	-4
Kurka, Josef	4 : 1	28	24
Herold, Adam	1 : 0	2	26
Dvořáček, David	4 : 0	24	50
Кондрашевський, Любомир	5 : 4	3	53
Naglis, Kristaps	2 : 3	1	54
Nechutný, Hynek	6 : 1	10	64
Nádvořík, Vít	8 : 2	0	64
Petr, Patrik	0 : 4	-2	62
Lebl, Kryštof	1 : 2	1	63
Lahučký, Tomáš	0 : 7	-16	47

Table 33: (Continuation)

Player	Result	$\Delta$ Glicko	$\Sigma(\Delta$ Glicko)
Maďera, Martin	3 : 4	3	50
Sládek, Jakub	0 : 3	-7	43
Kubica, Miloslav	2 : 4	-10	33
Целуйко, Артём	2 : 5	-11	22
Kraus, Vladimír	1 : 0	8	30
Matýsek, Jakub	6 : 4	21	51
Holub, Petr	1 : 0	4	55
Kalniņš, Rainers	3 : 5	-1	54
Matýsek, Daniel	1 : 3	-9	45
Kimberg, Anton	3 : 2	13	58
Plešák, Pavel	3 : 3	1	59
Chylík ml., Jiří	2 : 5	-3	56
Klazar, Matyáš	1 : 4	-8	48
Růžička, Tomáš	3 : 0	12	60
Černoch, Miroslav	2 : 1	11	71
Krejza, Aleš	2 : 3	-7	64
Ženišek, Martin	2 : 1	7	71

## Kadlec, Daniel

The Glicko value of Daniel has changed from 1,182 to 1,301. The RD changed from 187 to 81 and the volatility from 55.294 to 54.130.

Daniel has played 43 games. Of these, 18 are wins (of which 6 narrow wins), 1 are draws and 24 are defeats (of which 3 narrow defeats). Daniel has scored 130 goals (3.02 per game, the median was 2.0). Daniel has received 159 goals (3.70 per game, the median was 3.0). The highest win was with 8 goals difference. The highest loss was with 17 goals difference.

### Series

The longest winning streak lasted 5 games. There were 2 longest winning streaks. The longest losing streak lasted 7 games. The longest streak without a win lasted 9 games. The longest streak without a loss lasted 5 games. There were 2 longest streaks without a loss.

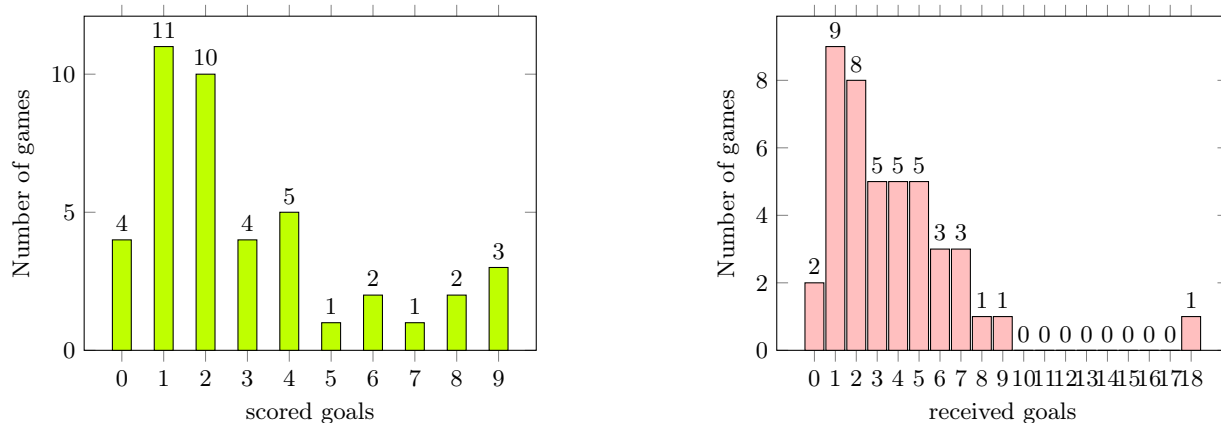


Figure 29: Number of games with goals scored and goals received by Daniel

Table 34: Games of Daniel

Player	Result	$\Delta$ Glicko	$\Sigma(\Delta$ Glicko)
Šurýn, Antonín	1 : 2	42	
Nilsson, Henrik	3 : 7	-3	39
Kalniņš, Sandis	0 : 7	-4	35
Zupančič, Domen	0 : 7	-38	-3
Moravec ml., Michael	1 : 4	-20	-23
Стороженко, Гліб	2 : 6	-2	-25
Hansson, Jan-Olof	3 : 3	49	24
Lopaur, Zdeněk	1 : 5	-4	20
Vomáčka, Jonáš	3 : 6	-5	15
Stanzelova, Vera	6 : 2	51	66
Rjavec, Bernard	2 : 5	-3	63
Naglis, Edgars	1 : 6	-1	62
Månsson, Truls	1 : 9	-2	60
Vomáčka, Roman	0 : 2	-13	47
Bucek, Tomáš	2 : 8	-3	44
Kobrlé, Michal	1 : 18	-1	43
Vacke, Vojtěch	1 : 2	-3	40
Kubáč, Jiří	9 : 2	4	44
Chlebo, Ondřej	2 : 4	-43	1
Gripp, Gunnar	4 : 2	73	74

Table 34: (Continuation)

Player	Result	$\Delta$ Glicko	$\Sigma(\Delta$ Glicko)
Bernhauser, Erik	4 : 3	36	110
Pošík, Vojtěch	9 : 1	6	116
Nádvorník, Vít	5 : 3	10	126
Janouškovec, Pavel	4 : 3	16	142
Pernica, Vít	1 : 4	-28	114
Stanzelova, Vera	4 : 0	20	134
Nádvorník, Martin	2 : 1	-2	132
Pošík ml., Jiří	8 : 1	1	133
Kubáč, Jiří	8 : 1	2	135
Chlebo, Ondřej	2 : 1	4	139
Gripp, Gunnar	2 : 5	-8	131
Bernhauser, Erik	2 : 5	-15	116
Pošík, Vojtěch	7 : 0	6	122
Nádvorník, Vít	9 : 2	4	126
Janouškovec, Pavel	4 : 1	20	146
Pernica, Vít	3 : 5	-19	127
Stanzelova, Vera	2 : 1	2	129
Nádvorník, Martin	1 : 4	-27	102
Pošík ml., Jiří	6 : 1	1	103
Gripp, Gunnar	1 : 4	-5	98
Gripp, Gunnar	2 : 1	23	121
Gripp, Gunnar	1 : 2	4	125
Gripp, Gunnar	0 : 3	-6	119

## Kahoun ml., Tomáš

The Glicko value of Tomáš has changed from 1,846 to 1,822. The RD changed from 79 to 58 and the volatility from 37.917 to 36.909.

Tomáš has played 37 games. Of these, 15 are wins (of which 7 narrow wins), 4 are draws and 18 are defeats (of which 5 narrow defeats). Tomáš has scored 97 goals (2.62 per game, the median was 2.0). Tomáš has received 126 goals (3.41 per game, the median was 3.0). The highest win was with 5 goals difference. The highest loss was with 7 goals difference.

### Series

The longest winning streak lasted 6 games. The longest losing streak lasted 6 games. The longest streak without a win lasted 8 games. The longest streak without a loss lasted 6 games.

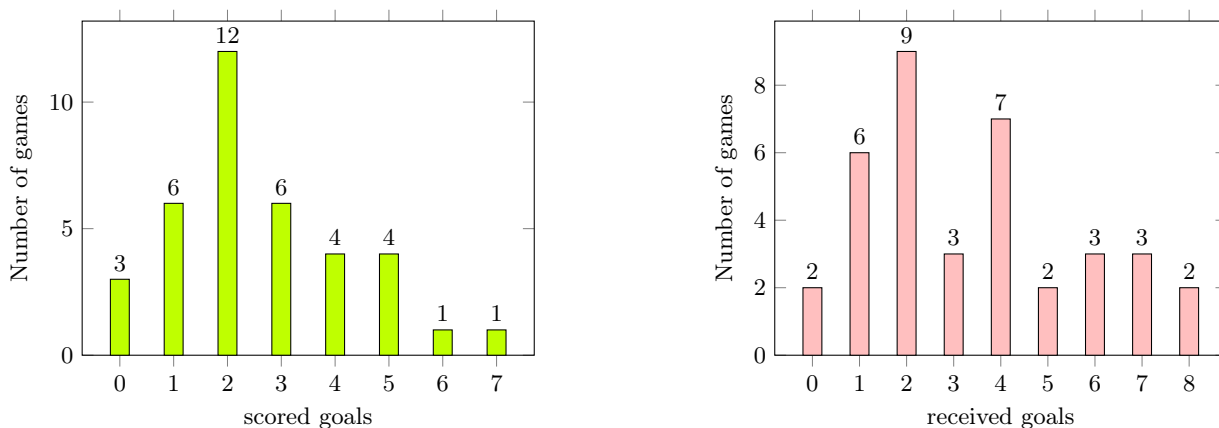


Figure 30: Number of games with goals scored and goals received by Tomáš

Table 35: Games of Tomáš

Player	Result	$\Delta\text{Glicko}$	$\Sigma(\Delta\text{Glicko})$
Pikl, Václav	3 : 0	20	
Nádvořík, Martin	7 : 2	1	21
Kopřiva, Adam	2 : 1	11	32
Jerabek, Daniel	5 : 1	2	34
Janouškovec, Jan	4 : 2	6	40
Remeika, Gintautas	2 : 1	-2	38
Thomas, Simon	2 : 3	-9	29
Hermansson, Gustaf	0 : 2	-14	15
Reķis, Jēkabs	3 : 4	2	17
Hrnčář, Radek	2 : 1	-4	13
Kraus, Vojtěch	2 : 1	3	16
Saulītis, Mikus	6 : 4	18	34
Nilsson, Eddie	2 : 6	-4	30
Fuchs, Petr	2 : 2	3	33
Tabara, Oskar	2 : 1	-4	29
Janouškovec, Pavel	5 : 5	-11	18
Príhoda, Ludek	5 : 4	-1	17
Стороженко, Гліб	1 : 3	-9	8
Nilsson, Henrik	3 : 7	-9	-1
Naglis, Edgars	2 : 6	-5	-6

Table 35: (Continuation)

Player	Result	$\Delta$ Glicko	$\Sigma(\Delta$ Glicko)
Kobrlc, Michal	1 : 8	-4	-10
Kalniņš, Sandis	2 : 2	3	-7
Dion, Till	1 : 7	-9	-16
Škrlep, Nejc	4 : 4	1	-15
Touš, Michal	1 : 5	-10	-25
Pommerenke, Ralph	4 : 2	8	-17
Karlsson, Bie	1 : 2	-6	-23
Маганцев, Евгений	2 : 6	-3	-26
Henttonen, Ville	0 : 4	-8	-34
Božič, Anže	2 : 8	-5	-39
Lasmanis, Gints	3 : 4	2	-37
Ležik, Matej	1 : 7	-5	-42
Månsson, Truls	5 : 2	14	-28
Bucek, Tomáš	0 : 3	-8	-36
Vomáčka, Jonáš	4 : 0	9	-27
Rjavec, Bernard	3 : 4	-3	-30
Šurýn, Antonín	3 : 2	6	-24

## Kalniņš, Rainers

The Glicko value of Rainers has changed from 2,347 to 2,360. The RD changed from 61 to 53 and the volatility from 32.208 to 31.794.

Rainers has played 64 games. Of these, 53 are wins (of which 3 narrow wins), 5 are draws (of which 3 went to extra time) and 6 are defeats (of which 4 narrow defeats). Rainers has scored 383 goals (5.98 per game, the median was 6.0), also 1 in 3 overtimes. Rainers has received 137 goals (2.14 per game, the median was 2.0), also 2 in 3 overtimes. The highest win was with 11 goals difference. The highest loss was with 3 goals difference.

### Series

The longest winning streak lasted 21 games. The longest streak without a win lasted 3 games. The longest streak without a loss lasted 21 games.

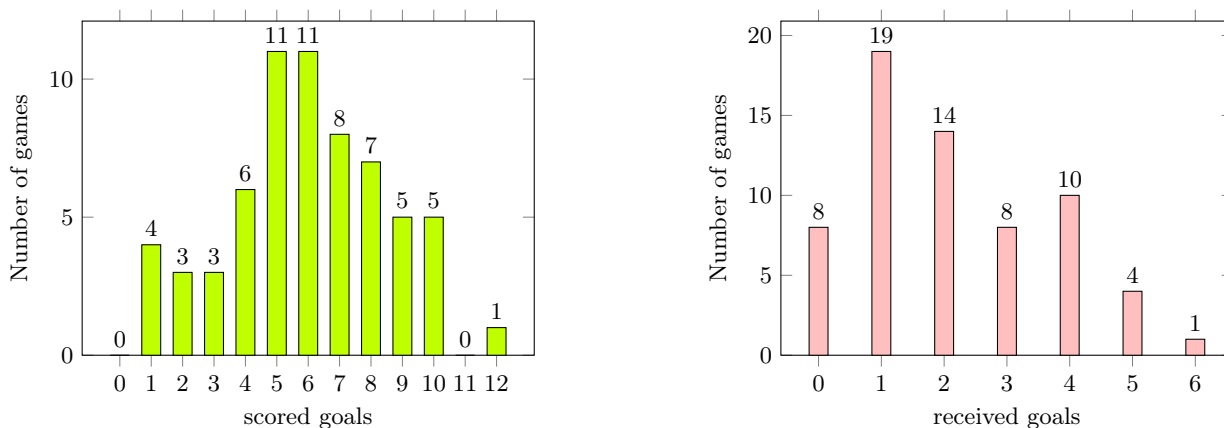


Figure 31: Number of games with goals scored and goals received by Rainers

Table 36: Games of Rainers

Player	Result	$\Delta$ Glicko	$\Sigma(\Delta$ Glicko)
Kurzemnieks, Krišjānis	1 : 1	-10	
Kubica, Miloslav	7 : 3	1	-9
Kraus, Vladimír	10 : 2	2	-7
Kasnar, Vojtěch	5 : 1	0	-7
Chylík ml., Jiří	5 : 1	4	-3
Kimberg, Anton	7 : 3	2	-1
Bernhauser, Erik	7 : 1	0	-1
Целуйко, Артём	5 : 5	-9	-10
Gruncl, Ondřej	8 : 1	1	-9
Matýsek, Daniel	5 : 2	1	-8
Kubáč, Jiří	12 : 1	0	-8
Holub, Petr	9 : 2	1	-7
Hudec, Karol	10 : 3	0	-7
Разкевич, Михайло	6 : 4	1	-6
Plešák, Pavel	4 : 0	1	-5
Tabara, Oliver	9 : 4	0	-5
Matýsek, Jakub	4 : 5	-13	-18
Caics, Edgars	4 : 2	8	-10
Bošťák, Michal	7 : 1	3	-7
Šmíd, David	4 : 2	2	-5

Table 36: (Continuation)

Player	Result	$\Delta$ Glicko	$\Sigma(\Delta$ Glicko)
Naglis, Kristaps	6 : 1	3	-2
Larsson, Emil	6 : 4	3	1
Klazar, Matyáš	3 : 1	2	3
Ženišek, Martin	8 : 2	1	4
Krejza, Aleš	6 : 0	1	5
Černocho, Miroslav	5 : 0	1	6
Růžička, Tomáš	10 : 0	1	7
Jež, Robert	5 : 3	1	8
Herold, Kryštof	8 : 2	1	9
Вербицкий, Микола	6 : 1	1	10
Dvořáček, David	8 : 2	0	10
Remeika, Žygimantas	9 : 1	2	12
Petr, Patrik	10 : 4	7	19
Sládek, Jakub	8 : 1	2	21
Maděra, Martin	5 : 3	4	25
Lahučký, Tomáš	7 : 0	1	26
Lebl, Kryštof	7 : 1	2	28
Dion, Till	9 : 0	2	30
Dion, Till	5 : 6	-14	16
Dion, Till	9 : 2	2	18
Dion, Till	6 : 2	1	19
Dion, Till	8 : 1	2	21
Sládek, Jakub	6 : 0	2	23
Sládek, Jakub	6 : 5	-3	20
Sládek, Jakub	2 : 1 SD	-7	13
Sládek, Jakub	5 : 6 SD	-7	6
Sládek, Jakub	2 : 4	-16	-10
Sládek, Jakub	2 : 1	-2	-12
Kobrlé, Michal	8 : 4	5	-7
Kobrlé, Michal	6 : 0	5	-2
Kobrlé, Michal	7 : 2	5	3
Kobrlé, Michal	6 : 2	4	7
Caics, Edgars	3 : 4	-7	0
Caics, Edgars	1 : 4	-11	-11
Caics, Edgars	5 : 3	7	-4
Caics, Edgars	1 : 2 SD	-2	-6
Caics, Edgars	4 : 3	2	-4
Caics, Edgars	3 : 1	6	2
Caics, Edgars	4 : 1	6	8
Naglis, Edgars	6 : 4	4	12
Naglis, Edgars	5 : 2	3	15
Naglis, Edgars	2 : 3	-9	6
Naglis, Edgars	7 : 2	4	10
Naglis, Edgars	10 : 4	3	13

## Kalniņš, Sandis

The Glicko value of Sandis has changed from 1,935 to 1,966. The RD changed from 65 to 52 and the volatility from 37.583 to 36.541.

Sandis has played 44 games. Of these, 22 are wins (of which 5 narrow wins), 10 are draws (of which 2 went to extra time) and 12 are defeats (of which 4 narrow defeats). Sandis has scored 137 goals (3.11 per game, the median was 3.0), also 1 in 2 overtimes. Sandis has received 89 goals (2.02 per game, the median was 2.0), also 1 in 2 overtimes. The highest win was with 8 goals difference. The highest loss was with 5 goals difference.

### Series

The longest winning streak lasted 3 games. There were 3 longest winning streaks. The longest streak without a win lasted 5 games. The longest streak without a loss lasted 7 games.

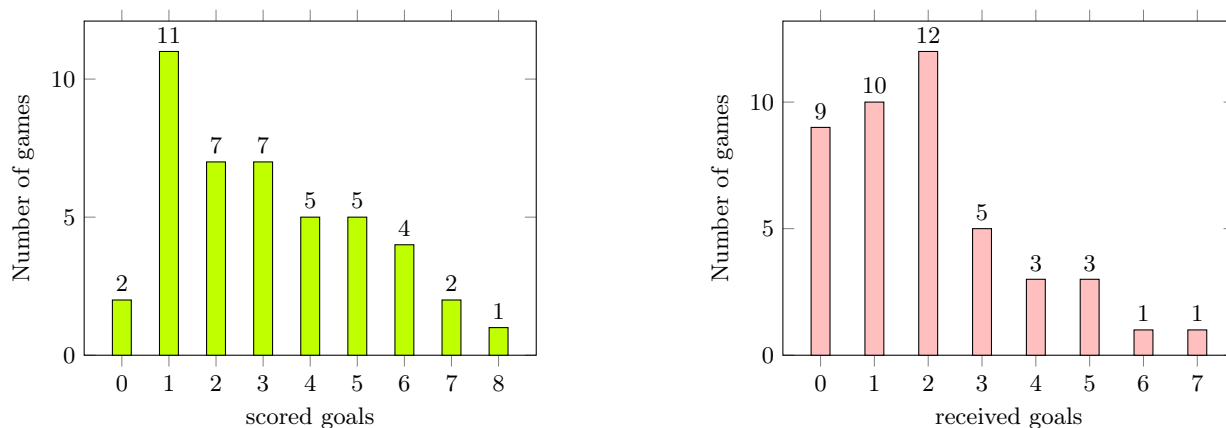


Figure 32: Number of games with goals scored and goals received by Sandis

Table 37: Games of Sandis

Player	Result	$\Delta\text{Glicko}$	$\Sigma(\Delta\text{Glicko})$
Naglis, Edgars	1 : 3	-6	
Månsson, Truls	2 : 2	1	-5
Kadlec, Daniel	7 : 0	1	-4
Vomáčka, Roman	5 : 0	2	-2
Bucek, Tomáš	1 : 5	-14	-16
Kobrlé, Michal	3 : 7	-5	-21
Vacke, Vojtěch	8 : 0	1	-20
Stanzelova, Vera	6 : 0	1	-19
Rjavec, Bernard	5 : 2	9	-10
Zupančič, Domen	0 : 0	-9	-19
Moravec ml., Michael	6 : 1	2	-17
Стороженко, Гліб	5 : 1	11	-6
Hansson, Jan-Olof	7 : 1	2	-4
Lopaur, Zdeněk	2 : 3	-9	-13
Vomáčka, Jonáš	4 : 2	7	-6
Šurýn, Antonín	6 : 0	7	1
Nilsson, Henrik	1 : 1	1	2
Kopřiva, Adam	4 : 1	7	9
Kraus, Vojtěch	1 : 5	-13	-4
Fuchs, Petr	1 : 1	0	-4

Table 37: (Continuation)

Player	Result	$\Delta$ Glicko	$\Sigma(\Delta$ Glicko)
Pikl, Václav	6 : 0	7	3
Kahoun ml., Tomáš	2 : 2	-3	0
Thomas, Simon	4 : 2	7	7
Reķis, Jēkabs	3 : 2	8	15
Hermansson, Gustaf	1 : 6	-9	6
Nilsson, Eddie	2 : 1	10	16
Saulītis, Mikus	0 : 4	-8	8
Karlsson, Bie	4 : 3	1	9
Dion, Till	3 : 4	-5	4
Škrlep, Nejc	5 : 1	7	11
Touš, Michal	2 : 2	-2	9
Pommerenke, Ralph	3 : 3	-4	5
Henttonen, Ville	5 : 0	8	13
Матанцев, Евгений	3 : 4	0	13
Ležík, Matej	3 : 2	6	19
Lasmanis, Gints	2 : 2	3	22
Božič, Anže	4 : 2	10	32
Larsson, Emil	3 : 2	5	37
Larsson, Emil	2 : 0	9	46
Larsson, Emil	1 : 5	-8	38
Larsson, Emil	1 : 2 SD	1	39
Larsson, Emil	1 : 3	-7	32
Larsson, Emil	2 : 1 SD	1	33
Larsson, Emil	1 : 2	-2	31

## Karlsson, Bie

The Glicko value of Bie has changed from 1,855 to 1,774. The RD changed from 100 to 65 and the volatility from 49.978 to 47.343.

Bie has played 37 games. Of these, 11 are wins (of which 4 narrow wins), 6 are draws and 20 are defeats (of which 4 narrow defeats). Bie has scored 95 goals (2.57 per game, the median was 2.0). Bie has received 122 goals (3.30 per game, the median was 3.0). The highest win was with 7 goals difference. The highest loss was with 7 goals difference.

### Series

The longest losing streak lasted 4 games. The longest streak without a win lasted 10 games.

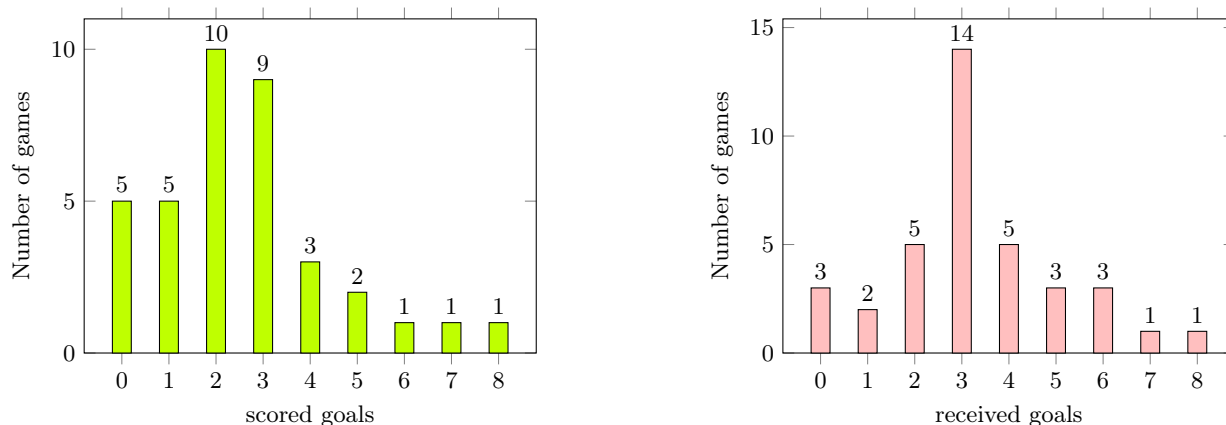


Figure 33: Number of games with goals scored and goals received by Bie

Table 38: Games of Bie

Player	Result	$\Delta$ Glicko	$\Sigma(\Delta$ Glicko)
Pohořalý, Pavel	8 : 1	11	
Маганцев, Евгений	2 : 4	-7	4
Lasmanis, Gints	3 : 3	12	16
Klazar, Petr	6 : 2	3	19
Henttonen, Ville	0 : 2	-23	-4
Dion, Till	2 : 3	-8	-12
Vácha, Jiří	3 : 2	4	-8
Pošik ml., Jiří	7 : 0	0	-8
Škrlep, Nejc	2 : 6	-20	-28
Pernica, Vít	5 : 3	2	-26
Ležík, Matej	2 : 3	1	-25
Božič, Anže	2 : 5	-11	-36
Gripp, Annika	4 : 0	10	-26
Holub, Lukáš	3 : 0	7	-19
Pommerenke, Ralph	0 : 3	-23	-42
Sedláček, Josef	4 : 3	0	-42
Touš, Michal	0 : 4	-13	-55
Bucek, Tomáš	3 : 3	3	-52
Månsson, Truls	1 : 3	-10	-62
Šurýn, Antonín	0 : 3	-15	-77
Rjavec, Bernard	1 : 4	-10	-87
Vomáčka, Jonáš	4 : 3	7	-80
Kopřiva, Adam	0 : 2	-13	-93
Kraus, Vojtěch	5 : 3	15	-78
Fuchs, Petr	3 : 4	-1	-79

Table 38: (Continuation)

Player	Result	$\Delta$ Glicko	$\Sigma(\Delta$ Glicko)
Pikl, Václav	3 : 3	1	-78
Kahoun ml., Tomáš	2 : 1	9	-69
Kalniņš, Sandis	3 : 4	-1	-70
Kobrlé, Michal	1 : 8	-4	-74
Naglis, Edgars	2 : 7	-3	-77
Nilsson, Henrik	3 : 3	5	-72
Стороженко, Гліб	1 : 6	-7	-79
Thomas, Simon	1 : 5	-8	-87
Saulītis, Mikus	2 : 5	-6	-93
Nilsson, Eddie	2 : 6	-2	-95
Hermansson, Gustaf	3 : 3	6	-89
Reķis, Jēkabs	2 : 2	8	-81

## Kasnar, Vojtěch

The Glicko value of Vojtěch has changed from 1,200 to 1,175. The RD changed from 225 to 92 and the volatility from 60.000 to 57.906.

Vojtěch has played 34 games. Of these, 2 are wins (of which 0 narrow wins), 2 are draws and 30 are defeats (of which 7 narrow defeats). Vojtěch has scored 37 goals (1.09 per game, the median was 1.0). Vojtěch has received 129 goals (3.79 per game, the median was 3.0). The highest win was with 3 goals difference. The highest loss was with 11 goals difference.

### Series

The longest losing streak lasted 10 games. The longest streak without a win lasted 20 games.

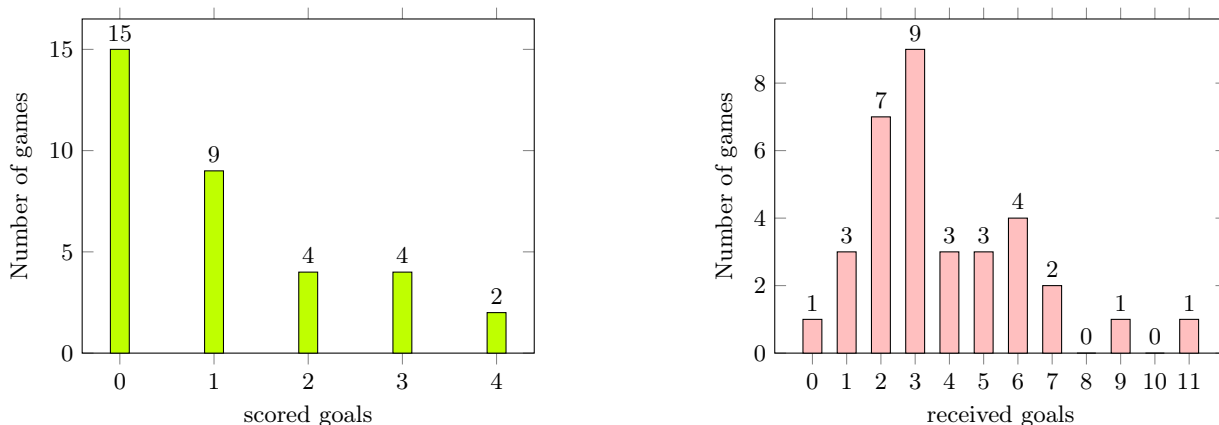


Figure 34: Number of games with goals scored and goals received by Vojtěch

Table 39: Games of Vojtěch

Player	Result	$\Delta$ Glicko	$\Sigma(\Delta$ Glicko)
Matýsek, Daniel	0 : 4	-5	
Kubáč, Jiří	3 : 0	16	11
Holub, Petr	2 : 6	-18	-7
Kalniņš, Rainers	1 : 5	0	-7
Hudec, Karol	0 : 11	-12	-19
Разкевич, Михайло	2 : 2	91	72
Plešák, Pavel	3 : 9	-7	65
Tabara, Oliver	1 : 3	-75	-10
Matýsek, Jakub	0 : 3	-2	-12
Kubica, Miloslav	0 : 6	-3	-15
Kraus, Vladimír	3 : 5	-4	-19
Chylík ml., Jiří	2 : 6	-1	-20
Kimberg, Anton	0 : 5	-2	-22
Bernhauser, Erik	4 : 2	109	87
Целуйко, Артём	0 : 3	-6	81
Gruncl, Ondřej	1 : 2	4	85
Kurzemieks, Krišjānis	0 : 3	-13	72
Moravec ml., Michael	2 : 3	4	76
Remeika, Gintautas	1 : 2	13	89
Pohořalý, Pavel	1 : 4	-12	77
Hansson, Jan-Olof	1 : 7	-21	56
Jerabek, Daniel	0 : 1	0	56
Klazar, Petr	0 : 3	-23	33
Vacke, Vojtěch	3 : 3	11	44
Hrnčář, Radek	0 : 2	-15	29

Table 39: (Continuation)

Player	Result	$\Delta$ Glicko	$\Sigma(\Delta$ Glicko)
Sedláček, Josef	0 : 1	8	37
Saulītis, Renārs	1 : 4	-13	24
Herold, Adam	0 : 2	-6	18
Разкевич, Михайло	0 : 6	-4	14
Werner, Filip	1 : 2	-22	-8
Nechutný, Hynek	1 : 3	-5	-13
Zemņickis, Jānis	0 : 1	3	-10
Moravec St., Martin	4 : 7	-8	-18
Tabara, Oliver	0 : 3	-7	-25

## Kimberg, Anton

The Glicko value of Anton has changed from 1,944 to 1,972. The RD changed from 100 to 61 and the volatility from 45.224 to 43.957.

Anton has played 44 games. Of these, 21 are wins (of which 4 narrow wins), 10 are draws (one of which went to extra time) and 13 are defeats (of which 4 narrow defeats). Anton has scored 131 goals (2.98 per game, the median was 3.0), plus none in overtime. Anton has received 101 goals (2.30 per game, the median was 2.0), plus one in overtime. The highest win was with 6 goals difference. The highest loss was with 5 goals difference.

### Series

The longest winning streak lasted 4 games. The longest losing streak lasted 4 games. The longest streak without a win lasted 4 games. There were 2 longest streaks without a win. The longest streak without a loss lasted 9 games.

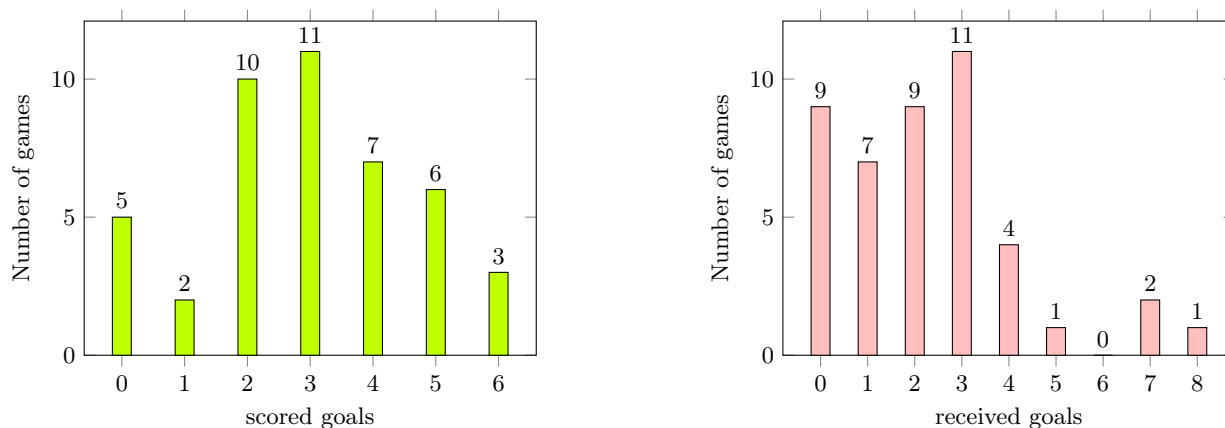


Figure 35: Number of games with goals scored and goals received by Anton

Table 40: Games of Anton

Player	Result	$\Delta$ Glicko	$\Sigma(\Delta$ Glicko)
Tabara, Oliver	4 : 2	0	
Matýsek, Jakub	3 : 0	37	37
Matýsek, Daniel	3 : 3	-5	32
Kubáč, Jiří	6 : 0	0	32
Holub, Petr	4 : 2	7	39
Kalniņš, Rainers	3 : 7	-5	34
Hudec, Karol	5 : 0	8	42
Разкевич, Михайло	4 : 1	6	48
Plešák, Pavel	6 : 2	13	61
Gruncl, Ondřej	3 : 3	-19	42
Kurzemnieks, Krišjānis	1 : 1	-16	26
Kubica, Miloslav	2 : 2	-7	19
Kraus, Vladimír	2 : 5	-26	-7
Kasnar, Vojtěch	5 : 0	0	-7
Chylík ml., Jiří	2 : 1	17	10
Bernhauser, Erik	3 : 1	2	12
Целуйко, Артём	4 : 3	2	14
Naglis, Kristaps	0 : 2	-14	0
Larsson, Emil	2 : 3	-6	-6
Caics, Edgars	0 : 4	-5	-11

Table 40: (Continuation)

Player	Result	$\Delta$ Glicko	$\Sigma(\Delta$ Glicko)
Boštík, Michal	6 : 2	21	10
Šmíd, David	5 : 0	14	24
Černocho, Miroslav	3 : 3	-2	22
Růžička, Tomáš	2 : 2	-6	16
Klazar, Matyáš	2 : 0	13	29
Ženíšek, Martin	3 : 3	-4	25
Krejza, Aleš	0 : 0	-7	18
Dvořáček, David	3 : 0	8	26
Remeika, Žygimantas	2 : 1	3	29
Jež, Robert	2 : 3	-13	16
Herold, Kryštof	4 : 1	10	26
Вєрбицкий, Микола	2 : 4	-19	7
Maděra, Martin	3 : 3	5	12
Lahučký, Tomáš	5 : 0	9	21
Lebl, Kryštof	1 : 2	-4	17
Petr, Patrik	0 : 4	-3	14
Sládek, Jakub	2 : 3	-5	9
Naglis, Edgars	5 : 7	-7	2
Naglis, Edgars	5 : 3	15	17
Naglis, Edgars	4 : 1	15	32
Naglis, Edgars	3 : 8	-8	24
Naglis, Edgars	3 : 2	9	33
Naglis, Edgars	4 : 5 SD	3	36
Naglis, Edgars	0 : 3	-8	28

## Klazar, Matyáš

The Glicko value of Matyáš has changed from 1,914 to 1,921. The RD changed from 85 to 59 and the volatility from 45.140 to 43.220.

Matyáš has played 43 games. Of these, 21 are wins (of which 6 narrow wins), 5 are draws and 17 are defeats (of which 5 narrow defeats). Matyáš has scored 129 goals (3.00 per game, the median was 3.0). Matyáš has received 112 goals (2.60 per game, the median was 2.0). The highest win was with 5 goals difference. The highest loss was with 5 goals difference.

### Series

The longest winning streak lasted 5 games. The longest losing streak lasted 3 games. The longest streak without a win lasted 4 games. The longest streak without a loss lasted 8 games.

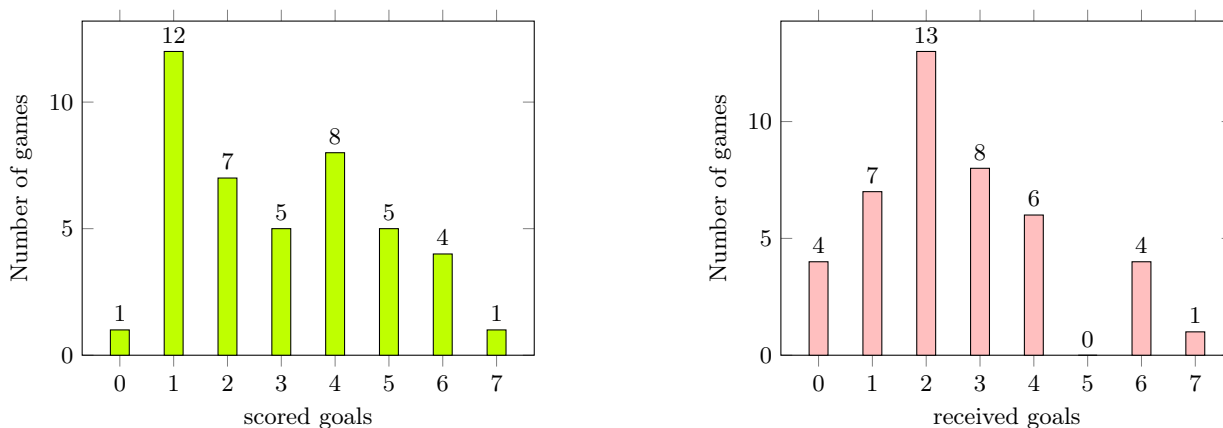


Figure 36: Number of games with goals scored and goals received by Matyáš

Table 41: Games of Matyáš

Player	Result	$\Delta$ Glicko	$\Sigma(\Delta$ Glicko)
Ženíšek, Martin	3 : 3	0	
Lebl, Kryštof	1 : 3	-17	-17
Chlebo, Ondřej	5 : 0	2	-15
Růžička, Tomáš	6 : 2	12	-3
Petr, Patrik	1 : 6	-4	-7
Pala, Aleš	4 : 3	-5	-12
Lahučký, Tomáš	4 : 3	5	-7
Černocho, Miroslav	2 : 2	4	-3
Saulītis, Renārs	5 : 0	1	-2
Zemņickis, Jānis	5 : 2	4	2
Ševr, Miloš	6 : 2	8	10
Dion, Martin	7 : 2	7	17
Pošík, Vojtěch	6 : 1	0	17
Maděra, Martin	1 : 2	-1	16
Werner, Filip	4 : 0	1	17
Krejza, Aleš	3 : 4	-14	3
Sládek, Jakub	3 : 4	-5	-2
Kubica, Miloslav	2 : 2	-1	-3
Holub, Petr	6 : 1	7	4
Matýsek, Jakub	1 : 1	2	6

Table 41: (Continuation)

Player	Result	$\Delta$ Glicko	$\Sigma(\Delta$ Glicko)
Kraus, Vladimír	5 : 1	8	14
Целуйко, Артём	2 : 0	11	25
Kalniņš, Rainers	1 : 3	-3	22
Matýsek, Daniel	3 : 2	5	27
Kimberg, Anton	0 : 2	-11	16
Plešák, Pavel	4 : 7	-16	0
Chylík ml., Jiří	5 : 3	18	18
Caics, Edgars	2 : 6	-3	15
Larsson, Emil	2 : 3	-4	11
Naglis, Kristaps	1 : 6	-7	4
Šmíd, David	4 : 4	-1	3
Boštík, Michal	4 : 2	14	17
Jež, Robert	4 : 1	7	24
Herold, Kryštof	1 : 3	-13	11
Вербицкий, Микола	2 : 1	1	12
Dvořáček, David	4 : 2	8	20
Remeika, Žygimantas	1 : 2	-9	11
Lasmanis, Gints	1 : 6	-6	5
Lasmanis, Gints	3 : 2	10	15
Lasmanis, Gints	1 : 4	-6	9
Lasmanis, Gints	2 : 1	10	19
Lasmanis, Gints	1 : 4	-6	13
Lasmanis, Gints	1 : 4	-6	7

## Klazar, Petr

The Glicko value of Petr has changed from 1,402 to 1,352. The RD changed from 99 to 70 and the volatility from 50.752 to 48.657.

Petr has played 34 games. Of these, 5 are wins (of which 2 narrow wins), 6 are draws and 23 are defeats (of which 2 narrow defeats). Petr has scored 59 goals (1.74 per game, the median was 1.5). Petr has received 121 goals (3.56 per game, the median was 4.0). The highest win was with 5 goals difference. The highest loss was with 5 goals difference.

### Series

The longest losing streak lasted 7 games. The longest streak without a win lasted 13 games. The longest streak without a loss lasted 3 games.

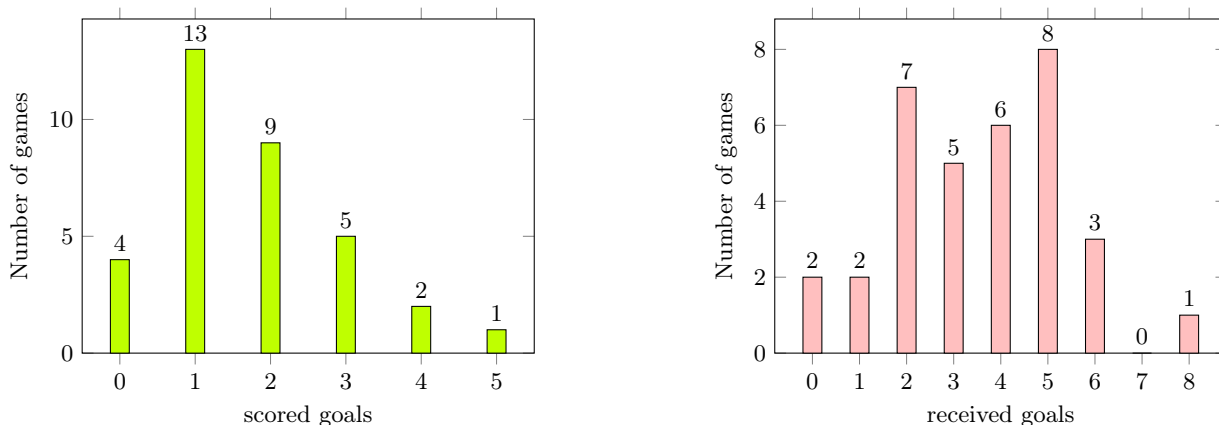


Figure 37: Number of games with goals scored and goals received by Petr

Table 42: Games of Petr

Player	Result	$\Delta$ Glicko	$\Sigma(\Delta$ Glicko)
Touš, Michal	1 : 4	-3	
Pernica, Vít	3 : 2	12	9
Ležík, Matej	1 : 6	-1	8
Karlsson, Bie	2 : 6	-4	4
Božič, Anže	2 : 5	-2	2
Gripp, Annika	1 : 3	-10	-8
Holub, Lukáš	0 : 5	-19	-27
Pommerenke, Ralph	1 : 1	18	-9
Sedláček, Josef	2 : 5	-9	-18
Pohořalý, Pavel	0 : 3	-11	-29
Матанцев, Евгений	1 : 6	0	-29
Lasmanis, Gints	1 : 5	-1	-30
Henttonen, Ville	1 : 5	-2	-32
Dion, Till	1 : 5	-3	-35
Vácha, Jiří	3 : 8	-6	-41
Pošík ml., Jirí	5 : 0	1	-40
Škrlep, Nejc	1 : 4	-2	-42
Saulītis, Renārs	3 : 2	11	-31
Herold, Adam	1 : 3	-7	-38
Разкевич, Михайло	1 : 4	-6	-44
Werner, Filip	4 : 1	6	-38
Nechutný, Hynek	2 : 2	10	-28
Kasnar, Vojtěch	3 : 0	12	-16
Zemčickis, Jānis	0 : 2	-12	-28
Moravec St., Martin	2 : 2	5	-23

Table 42: (Continuation)

Player	Result	$\Delta$ Glicko	$\Sigma(\Delta$ Glicko)
Tabara, Oliver	1 : 5	-12	-35
Remeika, Gintautas	2 : 2	10	-25
Pohořalý, Pavel	2 : 2	9	-16
Hansson, Jan-Olof	3 : 4	-4	-20
Jerabek, Daniel	0 : 3	-14	-34
Vacke, Vojtěch	2 : 5	-12	-46
Hrnčář, Radek	2 : 3	-4	-50
Sedláček, Josef	4 : 4	8	-42
Moravec ml., Michael	1 : 4	-8	-50

## Kobrlé, Michal

The Glicko value of Michal has changed from 2,139 to 2,150. The RD changed from 64 to 51 and the volatility from 27.909 to 27.536.

Michal has played 49 games. Of these, 35 are wins (of which 3 narrow wins), 4 are draws and 10 are defeats (of which 3 narrow defeats). Michal has scored 267 goals (5.45 per game, the median was 5.0). Michal has received 140 goals (2.86 per game, the median was 2.0). The highest win was with 17 goals difference. The highest loss was with 6 goals difference.

### Series

The longest winning streak lasted 9 games. The longest losing streak lasted 4 games. The longest streak without a win lasted 4 games. The longest streak without a loss lasted 15 games.

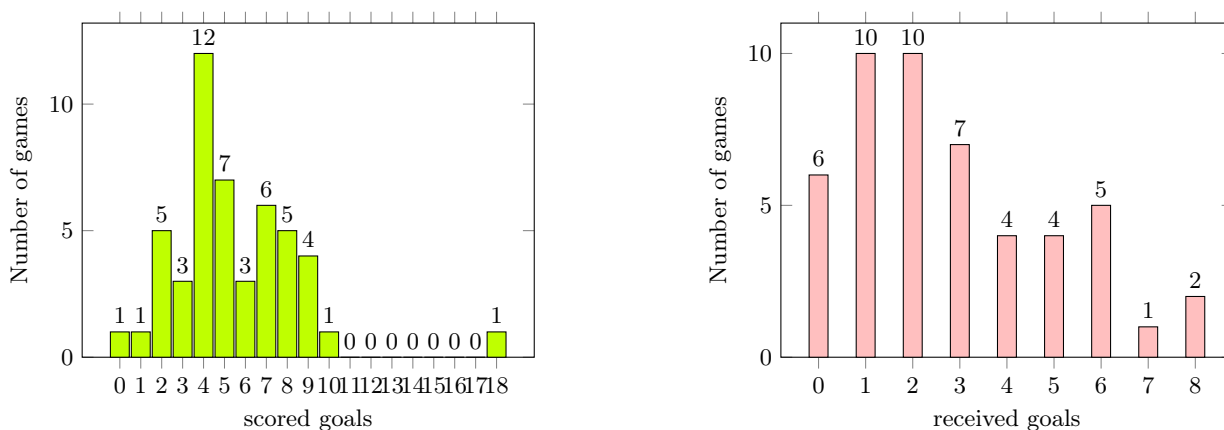


Figure 38: Number of games with goals scored and goals received by Michal

Table 43: Games of Michal

Player	Result	$\Delta$ Glicko	$\Sigma(\Delta$ Glicko)
Hansson, Jan-Olof	8 : 2	1	
Lopaur, Zdeněk	6 : 2	3	4
Vomáčka, Jonáš	4 : 6	-20	-16
Šurýn, Antonín	4 : 1	4	-12
Nilsson, Henrik	7 : 5	6	-6
Kalniņš, Sandis	7 : 3	5	-1
Zupančič, Domen	10 : 1	0	-1
Moravec ml., Michael	8 : 4	1	0
Стороженко, Гліб	3 : 5	-17	-17
Bucek, Tomáš	4 : 0	4	-13
Vacke, Vojtěch	9 : 2	1	-12
Stanzelova, Vera	9 : 1	0	-12
Rjavec, Bernard	1 : 6	-16	-28
Naglis, Edgars	2 : 3	-5	-33
Månsson, Truls	3 : 2	0	-33
Kadlec, Daniel	18 : 1	1	-32
Vomáčka, Roman	5 : 0	1	-31
Kraus, Vojtěch	5 : 5	-7	-38
Fuchs, Petr	5 : 0	5	-33
Pikl, Václav	5 : 1	4	-29

Table 43: (Continuation)

Player	Result	$\Delta$ Glicko	$\Sigma(\Delta$ Glicko)
Kahoun ml., Tomáš	8 : 1	3	-26
Kopřiva, Adam	4 : 0	3	-23
Saulītis, Mikus	4 : 3	1	-22
Thomas, Simon	7 : 1	3	-19
Reķis, Jēkabs	2 : 2	-1	-20
Hermansson, Gustaf	4 : 2	4	-16
Nilsson, Eddie	4 : 4	3	-13
Pommerenke, Ralph	4 : 2	2	-11
Karlsson, Bie	8 : 1	2	-9
Dion, Till	7 : 8	-9	-18
Škrlep, Nejc	9 : 5	3	-15
Touš, Michal	5 : 6	-9	-24
Božič, Anže	6 : 3	6	-18
Henttonen, Ville	5 : 1	4	-14
Матанцев, Евгений	5 : 2	9	-5
Ležík, Matej	2 : 2	-3	-8
Lasmanis, Gints	3 : 0	8	0
Kubica, Miloslav	4 : 2	4	4
Kubica, Miloslav	9 : 3	3	7
Kubica, Miloslav	7 : 4	4	11
Kubica, Miloslav	4 : 3	0	11
Стороженко, Гліб	4 : 1	4	15
Стороженко, Гліб	6 : 4	4	19
Стороженко, Гліб	8 : 3	4	23
Стороженко, Гліб	7 : 0	4	27
Kalniņš, Rainers	4 : 8	-4	23
Kalniņš, Rainers	0 : 6	-4	19
Kalniņš, Rainers	2 : 7	-4	15
Kalniņš, Rainers	2 : 6	-4	11

## Kopřiva, Adam

The Glicko value of Adam has changed from 1,918 to 1,775. The RD changed from 100 to 64 and the volatility from 48.404 to 46.034.

Adam has played 37 games. Of these, 10 are wins (of which 2 narrow wins), 5 are draws and 22 are defeats (of which 6 narrow defeats). Adam has scored 87 goals (2.35 per game, the median was 2.0). Adam has received 109 goals (2.95 per game, the median was 3.0). The highest win was with 9 goals difference. The highest loss was with 6 goals difference.

### Series

The longest winning streak lasted 4 games. The longest losing streak lasted 9 games. The longest streak without a win lasted 10 games. The longest streak without a loss lasted 7 games.

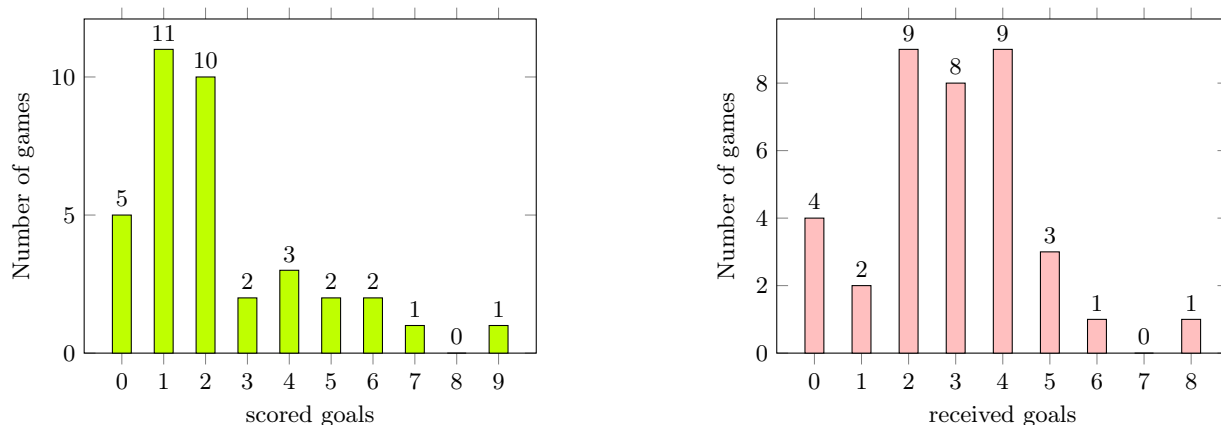


Figure 39: Number of games with goals scored and goals received by Adam

Table 44: Games of Adam

Player	Result	$\Delta$ Glicko	$\Sigma(\Delta$ Glicko)
Hrnčář, Radek	4 : 2	3	
Kraus, Vojtěch	5 : 1	13	16
Kahoun ml., Tomáš	1 : 2	-17	-1
Saulītis, Mikus	1 : 1	3	2
Nilsson, Eddie	1 : 6	-8	-6
Fuchs, Petr	1 : 3	-20	-26
Tabara, Oskar	2 : 2	-17	-43
Janouškovec, Pavel	6 : 3	1	-42
Príhoda, Ludek	2 : 2	-9	-51
Nádvorník, Martin	9 : 0	1	-50
Jerabek, Daniel	7 : 0	3	-47
Janouškovec, Jan	6 : 3	8	-39
Remeika, Gintautas	5 : 0	8	-31
Thomas, Simon	1 : 2	-11	-42
Hermansson, Gustaf	2 : 5	-15	-57
Reķis, Jēkabs	0 : 4	-8	-65
Pikl, Václav	1 : 2	-10	-75
Kalniņš, Sandis	1 : 4	-12	-87
Стороженко, Гліб	2 : 4	-11	-98
Nilsson, Henrik	2 : 4	-9	-107
Naglis, Edgars	1 : 5	-5	-112
Kobrlé, Michal	0 : 4	-4	-116
Karlsson, Bie	2 : 0	13	-103
Dion, Till	4 : 3	12	-91
Škrlep, Nejc	3 : 3	0	-91

Table 44: (Continuation)

Player	Result	$\Delta$ Glicko	$\Sigma(\Delta$ Glicko)
Touš, Michal	0 : 5	-11	-102
Pommerenke, Ralph	2 : 3	-10	-112
Henttonen, Ville	0 : 2	-9	-121
Božič, Anže	1 : 3	-7	-128
Lasmanis, Gints	0 : 4	-4	-132
Ležák, Matej	2 : 4	-5	-137
Маганцев, Евгений	1 : 2	3	-134
Bucek, Tomáš	4 : 4	4	-130
Vomáčka, Jonáš	2 : 8	-12	-142
Rjavec, Bernard	3 : 2	10	-132
Šurýn, Antonín	2 : 3	-4	-136
Månsson, Truls	1 : 4	-7	-143

## Kraus, Vladimír

The Glicko value of Vladimír has changed from 1,840 to 1,790. The RD changed from 100 to 64 and the volatility from 40.726 to 40.300.

Vladimír has played 37 games. Of these, 15 are wins (of which 6 narrow wins), 0 are draws and 22 are defeats (of which 7 narrow defeats). Vladimír has scored 95 goals (2.57 per game, the median was 2.0). Vladimír has received 118 goals (3.19 per game, the median was 3.0). The highest win was with 9 goals difference. The highest loss was with 8 goals difference.

### Series

The longest losing streak lasted 6 games. The longest streak without a win lasted 6 games.

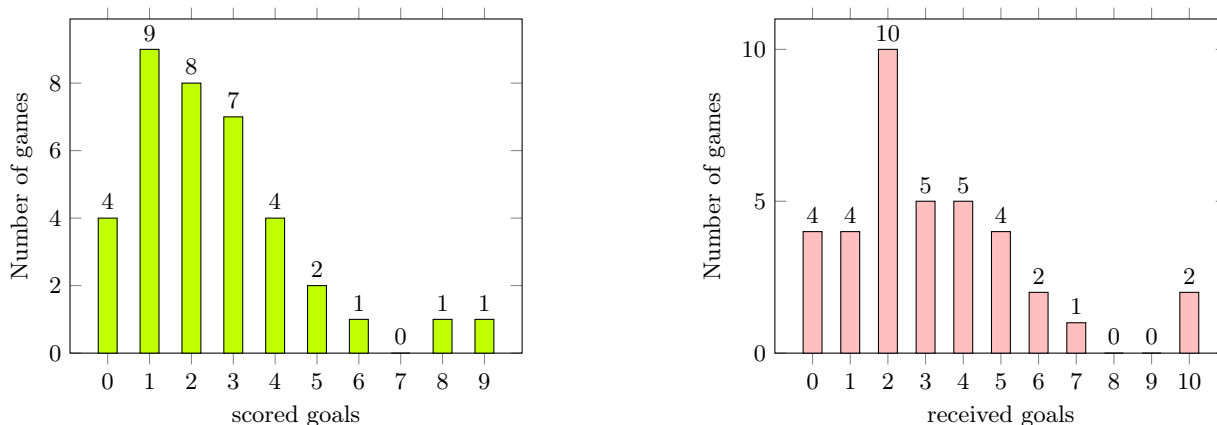


Figure 40: Number of games with goals scored and goals received by Vladimír

Table 45: Games of Vladimír

Player	Result	$\Delta$ Glicko	$\Sigma(\Delta$ Glicko)
Kubáč, Jiří	6 : 0	1	
Holub, Petr	4 : 2	15	16
Kalniņš, Rainers	2 : 10	-3	13
Hudec, Karol	2 : 1	3	16
Разкевич, Михайло	2 : 3	-25	-9
Plešák, Pavel	8 : 5	24	15
Tabara, Oliver	3 : 2	-9	6
Matýsek, Jakub	1 : 5	-14	-8
Matýsek, Daniel	1 : 2	-6	-14
Kasnar, Vojtěch	5 : 3	2	-12
Chylík ml., Jiří	1 : 4	-8	-20
Kimberg, Anton	5 : 2	26	6
Bernhauser, Erik	9 : 0	4	10
Целуйко, Артем	1 : 2	-11	-1
Gruncl, Ondřej	2 : 3	-22	-23
Kurzemieks, Krišjānis	1 : 4	-26	-49
Kubica, Miloslav	2 : 1	13	-36
Krejza, Aleš	2 : 0	15	-21
Černoch, Miroslav	0 : 4	-10	-31
Růžička, Tomáš	2 : 6	-17	-48
Klazar, Matyáš	1 : 5	-9	-57
Ženíšek, Martin	4 : 3	10	-47
Вербицкий, Микола	0 : 2	-15	-62
Herold, Kryštof	3 : 2	12	-50
Jež, Robert	0 : 1	-8	-58

Table 45: (Continuation)

Player	Result	$\Delta$ Glicko	$\Sigma(\Delta$ Glicko)
Remeika, Žygimantas	4 : 0	17	-41
Dvořáček, David	1 : 4	-13	-54
Lahučký, Tomáš	1 : 3	-10	-64
Lebl, Kryštof	2 : 5	-5	-69
Petr, Patrik	3 : 6	-1	-70
Sládek, Jakub	1 : 2	1	-69
Maděra, Martin	3 : 4	3	-66
Šmíd, David	4 : 1	15	-51
Bošтік, Michal	3 : 2	12	-39
Caics, Edgars	3 : 10	-2	-41
Larsson, Emil	0 : 2	-5	-46
Naglis, Kristaps	3 : 7	-4	-50

## Kraus, Vojtěch

The Glicko value of Vojtěch has changed from 1,734 to 1,728. The RD changed from 101 to 67 and the volatility from 54.100 to 51.456.

Vojtěch has played 37 games. Of these, 10 are wins (of which 0 narrow wins), 5 are draws and 22 are defeats (of which 5 narrow defeats). Vojtěch has scored 121 goals (3.27 per game, the median was 3.0). Vojtěch has received 126 goals (3.41 per game, the median was 4.0). The highest win was with 8 goals difference. The highest loss was with 5 goals difference.

### Series

The longest winning streak lasted 4 games. The longest losing streak lasted 15 games. The longest streak without a win lasted 16 games. The longest streak without a loss lasted 6 games.

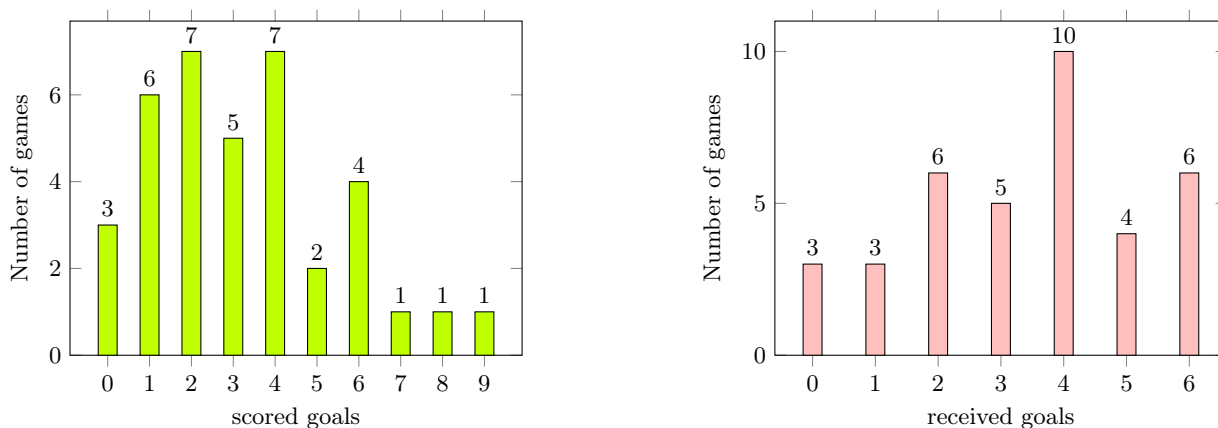


Figure 41: Number of games with goals scored and goals received by Vojtěch

Table 46: Games of Vojtěch

Player	Result	$\Delta$ Glicko	$\Sigma(\Delta$ Glicko)
Nádvořík, Martin	9 : 2	3	
Kopřiva, Adam	1 : 5	-14	-11
Jerabek, Daniel	4 : 2	8	-3
Janouškovec, Jan	4 : 4	-9	-12
Remeika, Gintautas	6 : 0	19	7
Thomas, Simon	4 : 4	7	14
Hermansson, Gustaf	6 : 4	31	45
Reķis, Jēkabs	3 : 6	-6	39
Pikl, Václav	6 : 6	5	44
Kahoun ml., Tomáš	1 : 2	-5	39
Saulītis, Mikus	4 : 6	-10	29
Nilsson, Eddie	1 : 3	-3	26
Fuchs, Petr	2 : 4	-10	16
Tabara, Oskar	6 : 0	7	23
Janouškovec, Pavel	7 : 1	4	27
Príhoda, Ludek	4 : 1	12	39
Hrnčář, Radek	8 : 0	5	44
Kobrlé, Michal	5 : 5	12	56
Kalniņš, Sandis	5 : 1	24	80
Стороженко, Гліб	2 : 4	-10	70

Table 46: (Continuation)

Player	Result	$\Delta$ Glicko	$\Sigma(\Delta$ Glicko)
Nilsson, Henrik	4 : 2	23	93
Naglis, Edgars	0 : 4	-6	87
Pommerenke, Ralph	2 : 3	-11	76
Karlsson, Bie	3 : 5	-17	59
Dion, Till	2 : 4	-10	49
Škrlep, Nejc	3 : 6	-11	38
Touš, Michal	4 : 5	-3	35
Božič, Anže	3 : 6	-6	29
Lasmanis, Gints	2 : 4	-4	25
Ležík, Matej	0 : 2	-5	20
Маганцев, Евгений	2 : 4	-3	17
Henttonen, Ville	1 : 4	-7	10
Vomáčka, Jonáš	0 : 3	-12	-2
Rjavec, Bernard	1 : 6	-8	-10
Šurýn, Antonín	2 : 3	-2	-12
Månsson, Truls	1 : 2	0	-12
Bucek, Tomáš	3 : 3	6	-6

## Krejza, Aleš

The Glicko value of Aleš has changed from 1,809 to 1,775. The RD changed from 89 to 63 and the volatility from 46.534 to 44.156.

Aleš has played 37 games. Of these, 11 are wins (of which 5 narrow wins), 6 are draws and 20 are defeats (of which 8 narrow defeats). Aleš has scored 92 goals (2.49 per game, the median was 2.0). Aleš has received 101 goals (2.73 per game, the median was 2.0). The highest win was with 12 goals difference. The highest loss was with 9 goals difference.

### Series

The longest losing streak lasted 7 games. The longest streak without a win lasted 14 games. The longest streak without a loss lasted 3 games. There were 2 longest streaks without a loss.

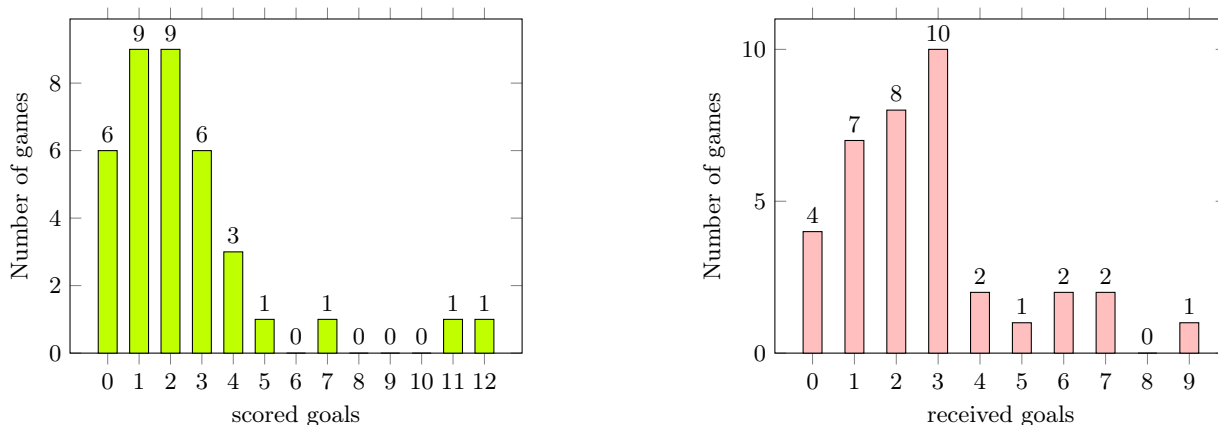


Figure 42: Number of games with goals scored and goals received by Aleš

Table 47: Games of Aleš

Player	Result	$\Delta$ Glicko	$\Sigma(\Delta$ Glicko)
Chlebo, Ondřej	4 : 0	2	
Růžička, Tomáš	0 : 3	-23	-21
Petr, Patrik	2 : 3	7	-14
Pala, Aleš	7 : 1	9	-5
Lahučký, Tomáš	1 : 2	-9	-14
Černoch, Miroslav	3 : 7	-10	-24
Saulītis, Renārs	4 : 1	3	-21
Ženíšek, Martin	1 : 2	-4	-25
Lebl, Kryštof	1 : 2	1	-24
Dion, Martin	2 : 1	6	-18
Pošfk, Vojtěch	12 : 0	0	-18
Maděra, Martin	2 : 4	-5	-23
Werner, Filip	11 : 0	1	-22
Sládek, Jakub	0 : 6	-9	-31
Klazar, Matyáš	4 : 3	14	-17
Zemgickis, Jānis	5 : 1	5	-12
Ševr, Miloš	2 : 2	-3	-15
Kraus, Vladimír	0 : 2	-14	-29
Целуйко, Артём	1 : 1	2	-27
Kubica, Miloslav	2 : 1	12	-15
Holub, Petr	3 : 3	-3	-18
Matýšek, Jakub	0 : 9	-7	-25
Plešák, Pavel	1 : 1	1	-24
Chylík ml., Jiří	1 : 4	-3	-27
Kalniņš, Rainers	0 : 6	-1	-28

Table 47: (Continuation)

Player	Result	$\Delta$ Glicko	$\Sigma(\Delta$ Glicko)
Matýsek, Daniel	3 : 3	4	-24
Kimberg, Anton	0 : 0	6	-18
Šmíd, David	2 : 3	-3	-21
Boštík, Michal	2 : 3	1	-20
Caics, Edgars	2 : 5	-2	-22
Larsson, Emil	3 : 7	-5	-27
Naglis, Kristaps	1 : 2	2	-25
Вербицкий, Микола	2 : 3	-6	-31
Dvořáček, David	1 : 3	-11	-42
Remeika, Žygimantas	3 : 2	8	-34
Jež, Robert	3 : 2	7	-27
Herold, Kryštof	1 : 3	-7	-34

## Kubica, Miloslav

The Glicko value of Miloslav has changed from 1,833 to 1,931. The RD changed from 100 to 64 and the volatility from 51.273 to 48.578.

Miloslav has played 41 games. Of these, 19 are wins (of which 2 narrow wins), 8 are draws and 14 are defeats (of which 5 narrow defeats). Miloslav has scored 132 goals (3.22 per game, the median was 3.0). Miloslav has received 115 goals (2.80 per game, the median was 2.0). The highest win was with 6 goals difference. The highest loss was with 6 goals difference.

### Series

The longest winning streak lasted 4 games. The longest losing streak lasted 4 games. The longest streak without a win lasted 4 games. There were 2 longest streaks without a win. The longest streak without a loss lasted 8 games.

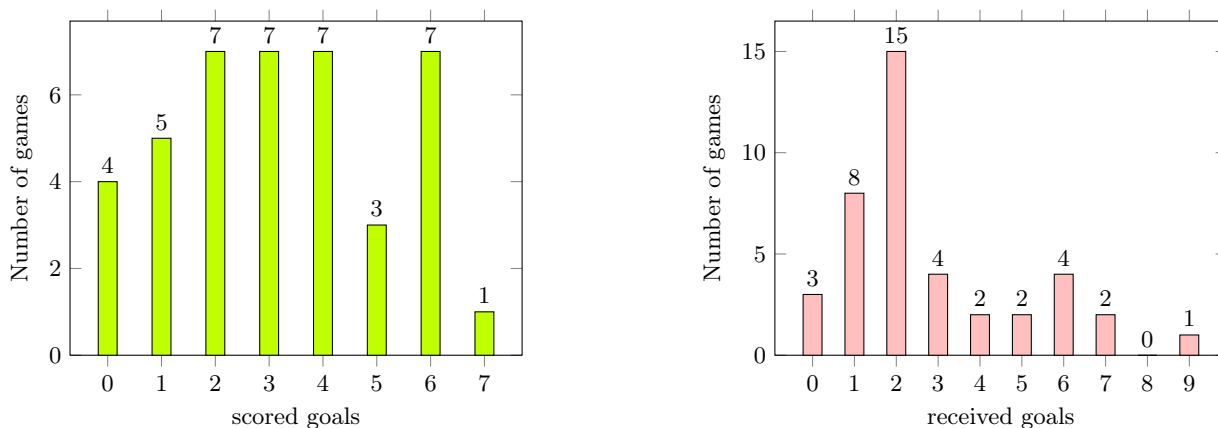


Figure 43: Number of games with goals scored and goals received by Miloslav

Table 48: Games of Miloslav

Player	Result	$\Delta$ Glicko	$\Sigma(\Delta$ Glicko)
Holub, Petr	0 : 3	-39	
Kalniņš, Rainers	3 : 7	-2	-41
Hudec, Karol	5 : 3	21	-20
Разкевич, Михайло	3 : 1	13	-7
Plešák, Pavel	2 : 2	1	-6
Tabara, Oliver	4 : 2	2	-4
Matýsek, Jakub	2 : 2	9	5
Matýsek, Daniel	3 : 0	26	31
Kubáč, Jiří	6 : 0	0	31
Kasnar, Vojtěch	6 : 0	1	32
Chylík ml., Jiří	0 : 6	-10	22
Kimberg, Anton	2 : 2	6	28
Bernhauser, Erik	6 : 1	4	32
Целуйко, Артём	6 : 1	16	48
Gruncl, Ondřej	7 : 2	4	52
Kurzemnieks, Krišjānis	4 : 2	7	59
Kraus, Vladimír	1 : 2	-14	45
Klazar, Matyáš	2 : 2	2	47
Ženíšek, Martin	6 : 1	16	63
Krejza, Aleš	1 : 2	-13	50

Table 48: (Continuation)

Player	Result	$\Delta$ Glicko	$\Sigma(\Delta$ Glicko)
Černoch, Miroslav	2 : 2	2	52
Růžička, Tomáš	3 : 2	3	55
Jež, Robert	4 : 2	11	66
Remeika, Žygimantas	1 : 1	0	66
Dvořáček, David	2 : 1	3	69
Вербицкий, Микола	4 : 1	9	78
Herold, Kryštof	4 : 2	13	91
Petr, Patrik	0 : 6	-3	88
Sládek, Jakub	0 : 6	-11	77
Maděra, Martin	1 : 2	0	77
Lahučký, Tomáš	6 : 6	-1	76
Lebl, Kryštof	5 : 3	16	92
Caics, Edgars	1 : 5	-3	89
Larsson, Emil	5 : 1	15	104
Naglis, Kristaps	4 : 5	-1	103
Šmíd, David	3 : 3	-3	100
Bošтік, Michal	6 : 2	14	114
Kobrlе, Michal	2 : 4	-6	108
Kobrlе, Michal	3 : 9	-6	102
Kobrlе, Michal	4 : 7	-5	97
Kobrlе, Michal	3 : 4	1	98

## Kubáč, Jiří

The Glicko value of Jiří has changed from 600 to 580. The RD changed from 350 to 144 and the volatility from 60.000 to 59.221.

Jiří has played 39 games. Of these, 1 are wins (of which 1 narrow wins), 2 are draws and 36 are defeats (of which 1 narrow defeats). Jiří has scored 30 goals (.77 per game, the median was 1.0). Jiří has received 244 goals (6.26 per game, the median was 6.0). The highest win was with 1 goals difference. The highest loss was with 13 goals difference.

### Series

The longest losing streak lasted 21 games. The longest streak without a win lasted 21 games.

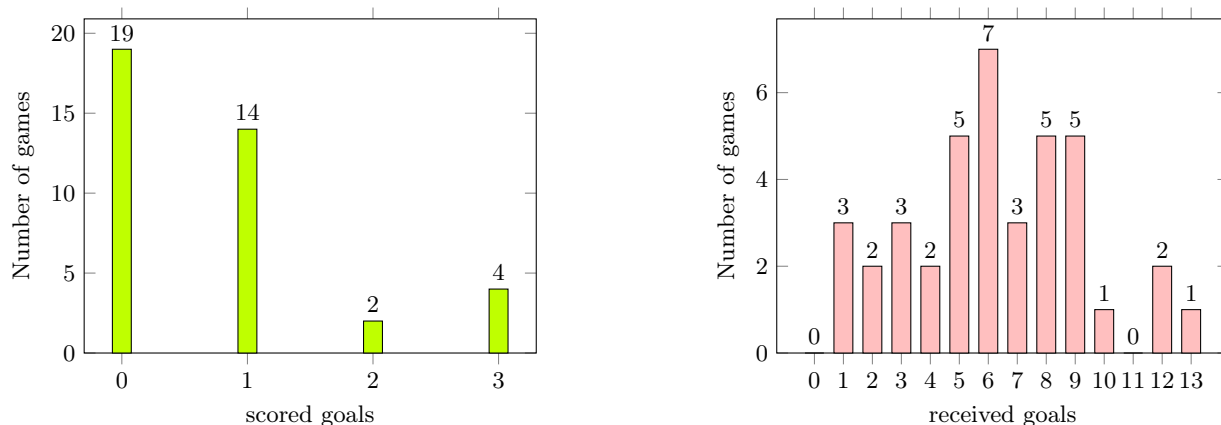


Figure 44: Number of games with goals scored and goals received by Jiří

Table 49: Games of Jiří

Player	Result	$\Delta$ Glicko	$\Sigma(\Delta$ Glicko)
Kraus, Vladimír	0 : 6	-1	
Kasnar, Vojtěch	0 : 3	-28	-29
Chylík ml., Jiří	3 : 7	-1	-30
Kimberg, Anton	0 : 6	0	-30
Bernhauser, Erik	0 : 7	-3	-33
Целуйко, Артём	0 : 12	0	-33
Gruncl, Ondřej	1 : 7	-5	-38
Kurzemnieks, Krišjānis	0 : 9	-1	-39
Kubica, Miloslav	0 : 6	-1	-40
Holub, Petr	0 : 5	-1	-41
Kalniņš, Rainers	1 : 12	0	-41
Hudec, Karol	0 : 4	-1	-42
Разкевич, Михайло	0 : 8	-1	-43
Plešák, Pavel	0 : 13	0	-43
Tabara, Oliver	2 : 5	-9	-52
Matýsek, Jakub	0 : 9	-1	-53
Matýsek, Daniel	0 : 8	0	-53
Kadlec, Daniel	2 : 9	-12	-65
Janouškovec, Pavel	1 : 5	-5	-70
Pernica, Vít	1 : 8	-4	-74
Stanzelova, Vera	0 : 2	-14	-88
Nádvorník, Martin	3 : 2	275	187
Pošík ml., Jiří	1 : 1	-52	135
Chlebo, Ondřej	1 : 5	-23	112
Gripp, Gunnar	0 : 5	-2	110

Table 49: (Continuation)

Player	Result	$\Delta$ Glicko	$\Sigma(\Delta$ Glicko)
Bernhauser, Erik	0 : 9	-4	106
Pošík, Vojtěch	1 : 3	-37	69
Nádvorník, Vít	3 : 6	-38	31
Kadlec, Daniel	1 : 8	-4	27
Janouškovec, Pavel	0 : 6	-5	22
Pernica, Vít	1 : 8	-3	19
Stanzelova, Vera	1 : 10	-7	12
Nádvorník, Martin	0 : 4	-8	4
Pošík ml., Jiří	1 : 1	-11	-7
Chlebo, Ondřej	0 : 1	31	24
Gripp, Gunnar	1 : 6	-1	23
Bernhauser, Erik	1 : 9	-1	22
Pošík, Vojtěch	1 : 3	-23	-1
Nádvorník, Vít	3 : 6	-19	-20

## Kurka, Josef

The Glicko value of Josef has changed from 1,954 to 1,673. The RD changed from 100 to 67 and the volatility from 56.777 to 56.474.

Josef has played 34 games. Of these, 10 are wins (of which 4 narrow wins), 5 are draws and 19 are defeats (of which 6 narrow defeats). Josef has scored 99 goals (2.91 per game, the median was 2.0). Josef has received 128 goals (3.76 per game, the median was 3.0). The highest win was with 4 goals difference. The highest loss was with 12 goals difference.

### Series

The longest winning streak lasted 3 games. There were 2 longest winning streaks. The longest losing streak lasted 7 games. The longest streak without a win lasted 7 games. The longest streak without a loss lasted 3 games. There were 3 longest streaks without a loss.

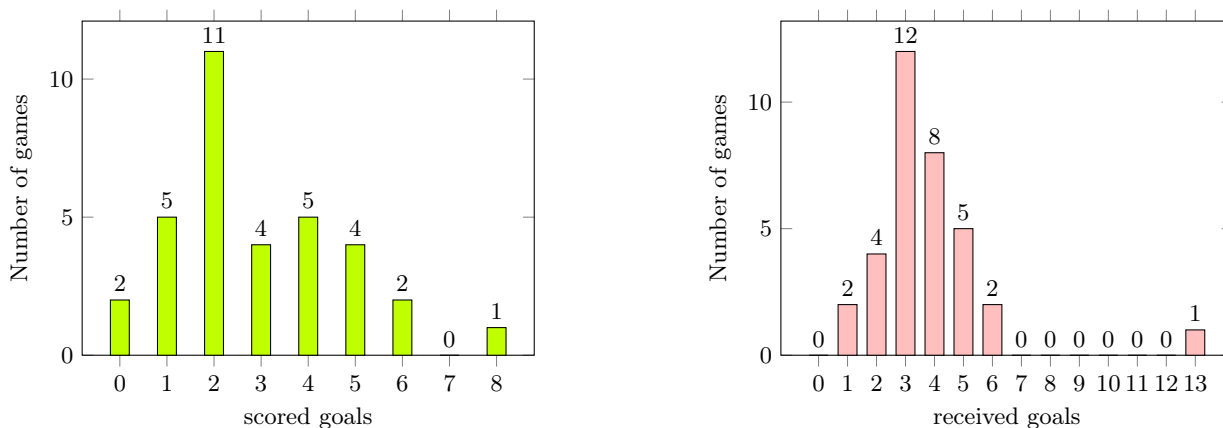


Figure 45: Number of games with goals scored and goals received by Josef

Table 50: Games of Josef

Player	Result	$\Delta$ Glicko	$\Sigma(\Delta$ Glicko)
Larsson, Emil	2 : 2	3	
Boštík, Michal	2 : 4	-24	-21
Herold, Kryštof	2 : 4	-23	-44
Gripp, Gunnar	6 : 3	7	-37
Caics, Edgars	0 : 4	-5	-42
Вербицкий, Микола	6 : 3	14	-28
Remeika, Žygimantas	3 : 2	9	-19
Šmíd, David	4 : 3	12	-7
Moravec St., Martin	2 : 3	-27	-34
Jež, Robert	1 : 4	-28	-62
Herold, Adam	2 : 4	-32	-94
Dvořáček, David	2 : 5	-16	-110
Кондрашевський, Любомир	3 : 6	-27	-137
Naglis, Kristaps	1 : 13	-9	-146
Nechutný, Hůnek	2 : 3	-17	-163
Nádvořník, Vít	5 : 2	1	-162
Marek, František	4 : 1	9	-153
Tabara, Oskar	4 : 3	-3	-156
Vácha, Jiří	1 : 6	-20	-176
Lopaur, Zdeněk	2 : 3	-7	-183

Table 50: (Continuation)

Player	Result	$\Delta$ Glicko	$\Sigma(\Delta$ Glicko)
Janouškovec, Jan	5 : 5	-6	-189
Gripp, Annika	3 : 4	-14	-203
Zupančič, Domen	0 : 3	-22	-225
Príhoda, Ludek	4 : 3	4	-221
Holub, Lukáš	1 : 2	-15	-236
Vomáčka, Roman	1 : 3	-20	-256
Gruncl, Ondřej	4 : 4	-9	-265
Ševr, Miloš	5 : 5	1	-264
Кондрашевський, Любомир	5 : 1	11	-253
Kurzemieks, Krišjānis	2 : 5	-15	-268
Pala, Aleš	8 : 4	8	-260
Marek, František	2 : 3	-11	-271
Hudec, Karol	2 : 5	-11	-282
Dion, Martin	3 : 3	1	-281

## Kurzemnieks, Krišjānis

The Glicko value of Krišjānis has changed from 1,591 to 1,686. The RD changed from 73 to 62 and the volatility from 52.237 to 51.602.

Krišjānis has played 34 games. Of these, 15 are wins (of which 2 narrow wins), 8 are draws and 11 are defeats (of which 4 narrow defeats). Krišjānis has scored 100 goals (2.94 per game, the median was 3.0). Krišjānis has received 73 goals (2.15 per game, the median was 2.0). The highest win was with 9 goals difference. The highest loss was with 6 goals difference.

### Series

The longest winning streak lasted 3 games. There were 2 longest winning streaks. The longest streak without a win lasted 7 games. The longest streak without a loss lasted 5 games.

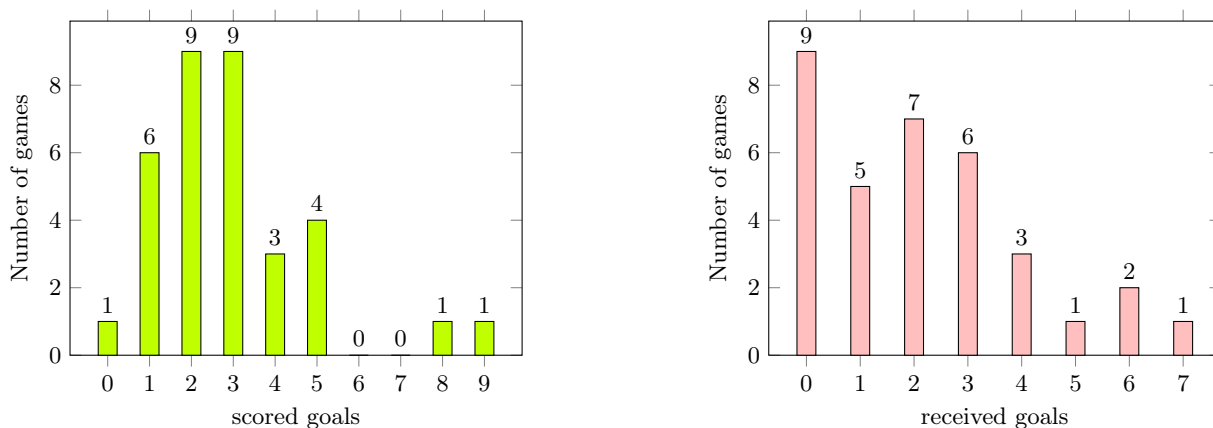


Figure 46: Number of games with goals scored and goals received by Krišjānis

Table 51: Games of Krišjānis

Player	Result	$\Delta$ Glicko	$\Sigma(\Delta$ Glicko)
Kalniņš, Rainers	1 : 1	15	
Hudec, Karol	3 : 2	13	28
Разкевич, Михайло	3 : 0	16	44
Plešák, Pavel	2 : 3	1	45
Tabara, Oliver	1 : 3	-25	20
Matýsek, Jakub	3 : 0	26	46
Matýsek, Daniel	2 : 3	3	49
Kubáč, Jiří	9 : 0	0	49
Holub, Petr	2 : 6	-13	36
Chylík ml., Jiří	1 : 4	-2	34
Kimberg, Anton	1 : 1	10	44
Bernhauser, Erik	2 : 2	-5	39
Целуйко, Артем	0 : 5	-7	32
Gruncl, Ondřej	2 : 2	-5	27
Kubica, Miloslav	2 : 4	-5	22
Kraus, Vladimír	4 : 1	20	42
Kasnar, Vojtěch	3 : 0	3	45
Zupančič, Domen	3 : 0	9	54
Príhoda, Ludek	1 : 7	-14	40
Holub, Lukáš	8 : 0	9	49

Table 51: (Continuation)

Player	Result	$\Delta$ Glicko	$\Sigma(\Delta$ Glicko)
Vomáčka, Roman	3 : 3	-2	47
Tabara, Oskar	4 : 0	9	56
Vácha, Jiří	3 : 4	-2	54
Lopaur, Zdeněk	3 : 3	5	59
Janouškovec, Jan	2 : 3	-6	53
Gripp, Annika	5 : 2	12	65
Pala, Aleš	3 : 2	2	67
Marek, František	5 : 0	10	77
Hudec, Karol	4 : 6	-10	67
Dion, Martin	1 : 1	1	68
Kurka, Josef	5 : 2	12	80
Gruncl, Ondřej	2 : 2	-5	75
Ševr, Miloš	2 : 0	12	87
Кондрашевський, Любомир	5 : 1	8	95

## Lahučký, Tomáš

The Glicko value of Tomáš has changed from 1,771 to 1,838. The RD changed from 101 to 67 and the volatility from 57.569 to 54.541.

Tomaš has played 37 games. Of these, 15 are wins (of which 6 narrow wins), 8 are draws and 14 are defeats (of which 5 narrow defeats). Tomáš has scored 118 goals (3.19 per game, the median was 3.0). Tomáš has received 107 goals (2.89 per game, the median was 3.0). The highest win was with 9 goals difference. The highest loss was with 7 goals difference.

### Series

The longest winning streak lasted 4 games. The longest losing streak lasted 5 games. The longest streak without a win lasted 7 games. The longest streak without a loss lasted 6 games.

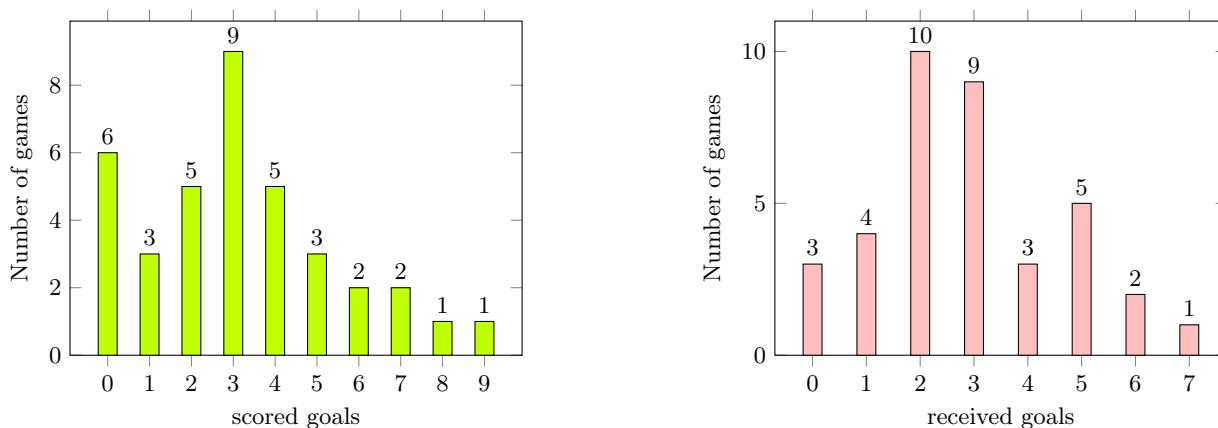


Figure 47: Number of games with goals scored and goals received by Tomáš

Table 52: Games of Tomáš

Player	Result	$\Delta$ Glicko	$\Sigma(\Delta$ Glicko)
Dion, Martin	6 : 2	23	
Pošík, Vojtěch	9 : 0	1	24
Maděra, Martin	2 : 3	5	29
Werner, Filip	8 : 2	0	29
Krejza, Aleš	2 : 1	13	42
Sládek, Jakub	2 : 2	9	51
Klazar, Matyáš	3 : 4	-7	44
Zemgickis, Jānis	4 : 4	-15	29
Ševr, Miloš	3 : 6	-25	4
Růžička, Tomáš	2 : 1	11	15
Petr, Patrik	5 : 5	17	32
Pala, Aleš	5 : 1	9	41
Černoch, Miroslav	1 : 0	17	58
Saulītis, Renārs	3 : 2	-7	51
Ženíšek, Martin	4 : 3	12	63
Lebl, Kryštof	0 : 5	-9	54
Chlebo, Ondřej	7 : 2	1	55
Вербицкий, Микола	0 : 3	-20	35
Herold, Kryštof	3 : 5	-12	23
Jež, Robert	7 : 0	17	40

Table 52: (Continuation)

Player	Result	$\Delta$ Glicko	$\Sigma(\Delta$ Glicko)
Remeika, Žygimantas	0 : 2	-13	27
Dvořáček, David	4 : 3	9	36
Šmíd, David	5 : 3	19	55
Naglis, Kristaps	3 : 3	9	64
Larsson, Emil	3 : 3	7	71
Caics, Edgars	1 : 2	4	75
Boštík, Michal	4 : 5	-1	74
Kraus, Vladimír	3 : 1	12	86
Matýsek, Jakub	3 : 3	4	90
Holub, Petr	4 : 2	8	98
Kubica, Miloslav	6 : 6	2	100
Целуйко, Артём	3 : 3	1	101
Plešák, Pavel	2 : 4	-14	87
Kimberg, Anton	0 : 5	-9	78
Matýsek, Daniel	0 : 2	-11	67
Kalniņš, Rainers	0 : 7	-1	66
Chylík ml., Jiří	1 : 2	1	67

## Larsson, Emil

The Glicko value of Emil has changed from 1,991 to 2,013. The RD changed from 85 to 54 and the volatility from 32.667 to 31.574.

Emil has played 49 games. Of these, 27 are wins (of which 9 narrow wins), 9 are draws (of which 3 went to extra time) and 13 are defeats (of which 2 narrow defeats). Emil has scored 163 goals (3.33 per game, the median was 3.0), also 2 in 3 overtimes. Emil has received 117 goals (2.39 per game, the median was 2.0), also 1 in 3 overtimes. The highest win was with 8 goals difference. The highest loss was with 5 goals difference.

### Series

The longest winning streak lasted 6 games. The longest losing streak lasted 4 games. The longest streak without a win lasted 5 games. The longest streak without a loss lasted 9 games.

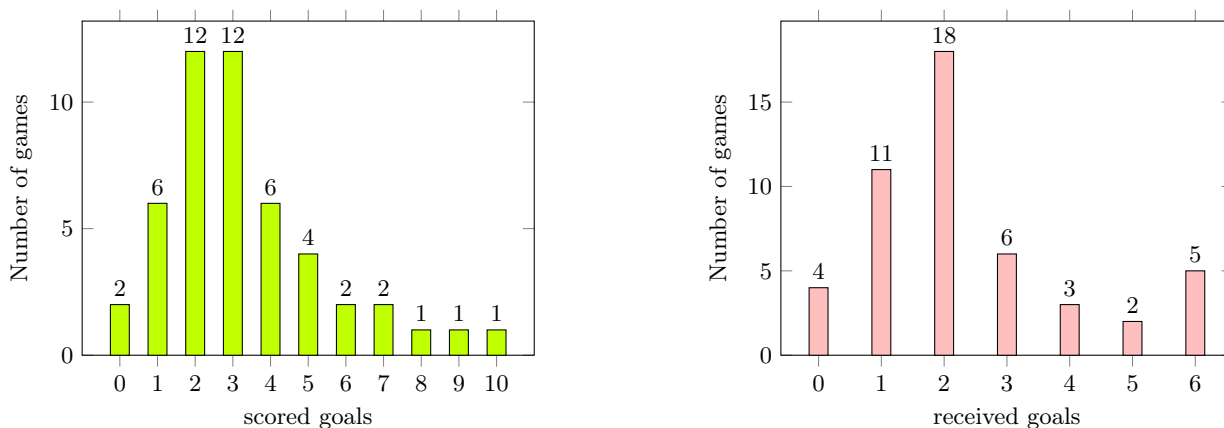


Figure 48: Number of games with goals scored and goals received by Emil

Table 53: Games of Emil

Player	Result	$\Delta$ Glicko	$\Sigma(\Delta$ Glicko)
Kurka, Josef	2 : 2	-2	
Jež, Robert	4 : 2	7	5
Herold, Adam	2 : 1	-5	0
Dvořáček, David	2 : 2	-6	-6
Кондрашевський, Любомир	9 : 1	3	-3
Naglis, Kristaps	3 : 3	0	-3
Nechutný, Hynek	4 : 1	6	3
Nádvořník, Vít	10 : 2	0	3
Marek, František	3 : 2	-5	-2
Boštlík, Michal	0 : 3	-15	-17
Herold, Kryštof	5 : 4	4	-13
Gripp, Gunnar	3 : 0	4	-9
Caics, Edgars	2 : 4	-6	-15
Вербицкий, Микола	6 : 2	7	-8
Remeika, Žygimantas	3 : 3	-3	-11
Šmíd, David	1 : 1	0	-11
Moravec St., Martin	7 : 2	2	-9
Matýsek, Daniel	2 : 1	5	-4
Kimberg, Anton	3 : 2	4	0
Plešák, Pavel	4 : 2	8	8

Table 53: (Continuation)

Player	Result	$\Delta$ Glicko	$\Sigma(\Delta$ Glicko)
Chylík ml., Jiří	4 : 1	15	23
Kalniņš, Rainers	4 : 6	-3	20
Sládek, Jakub	2 : 0	12	32
Maděra, Martin	3 : 5	-10	22
Lahučký, Tomáš	3 : 3	-5	17
Lebl, Kryštof	2 : 4	-11	6
Petr, Patrik	3 : 6	-3	3
Růžička, Tomáš	8 : 0	5	8
Klazar, Matyáš	3 : 2	3	11
Ženíšek, Martin	5 : 2	6	17
Krejza, Aleš	7 : 3	5	22
Černochoch, Miroslav	3 : 2	2	24
Holub, Petr	3 : 2	-2	22
Kubica, Miloslav	1 : 5	-12	10
Целуйко, Артём	5 : 2	6	16
Kraus, Vladimír	2 : 0	5	21
Matýšek, Jakub	6 : 2	9	30
Kalniņš, Sandis	2 : 3	-6	24
Kalniņš, Sandis	0 : 2	-11	13
Kalniņš, Sandis	5 : 1	9	22
Kalniņš, Sandis	2 : 1 SD	-1	21
Kalniņš, Sandis	3 : 1	8	29
Kalniņš, Sandis	1 : 2 SD	-2	27
Kalniņš, Sandis	2 : 1	3	30
Nilsson, Eddie	3 : 2 SD	4	34
Nilsson, Eddie	4 : 6	-4	30
Nilsson, Eddie	1 : 6	-4	26
Nilsson, Eddie	2 : 6	-4	22
Nilsson, Eddie	1 : 2	0	22

## Lasmanis, Gints

The Glicko value of Gints has changed from 2,025 to 2,082. The RD changed from 83 to 52 and the volatility from 32.380 to 31.538.

Gints has played 56 games. Of these, 38 are wins (of which 10 narrow wins), 8 are draws (one of which went to extra time) and 10 are defeats (of which 4 narrow defeats). Gints has scored 196 goals (3.50 per game, the median was 4.0), plus none in overtime. Gints has received 121 goals (2.16 per game, the median was 1.5), plus one in overtime. The highest win was with 6 goals difference. The highest loss was with 9 goals difference.

### Series

The longest winning streak lasted 7 games. The longest losing streak lasted 3 games. The longest streak without a win lasted 3 games. There were 2 longest streaks without a win. The longest streak without a loss lasted 17 games.

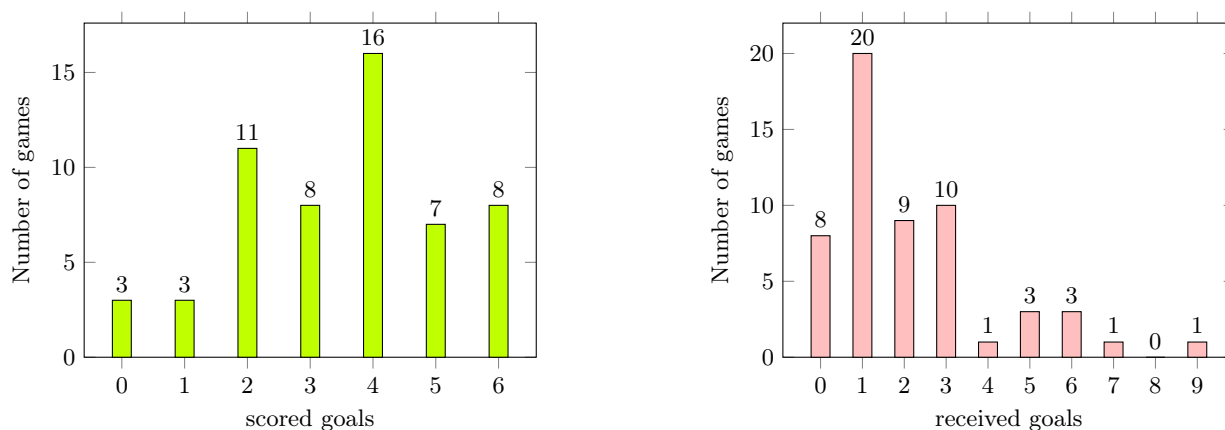


Figure 49: Number of games with goals scored and goals received by Gints

Table 54: Games of Gints

Player	Result	$\Delta$ Glicko	$\Sigma(\Delta$ Glicko)
Pernica, Vít	6 : 1	1	
Ležík, Matej	6 : 2	19	20
Karlsson, Bie	3 : 3	-9	11
Božič, Anže	2 : 1	6	17
Gripp, Annika	6 : 2	3	20
Holub, Lukáš	6 : 3	2	22
Pommerenke, Ralph	6 : 1	5	27
Sedláček, Josef	3 : 4	-22	5
Touš, Michal	6 : 5	1	6
Матанцев, Евгений	5 : 1	22	28
Klazar, Petr	5 : 1	1	29
Henttonen, Ville	4 : 0	9	38
Dion, Till	4 : 1	8	46
Vácha, Jiří	2 : 1	-5	41
Pošík ml., Jiří	6 : 0	0	41
Škrlep, Nejc	5 : 5	-8	33
Pohořalý, Pavel	4 : 1	2	35
Nilsson, Eddie	5 : 5	7	42
Saulītis, Mikus	4 : 2	9	51
Thomas, Simon	5 : 1	6	57

Table 54: (Continuation)

Player	Result	$\Delta$ Glicko	$\Sigma(\Delta$ Glicko)
Reķis, Jēkabs	3 : 1	12	69
Hermansson, Gustaf	3 : 1	7	76
Rjavec, Bernard	2 : 1	0	76
Vomáčka, Jonáš	4 : 0	3	79
Bucek, Tomáš	3 : 3	-6	73
Månsson, Truls	2 : 3	-11	62
Šurýn, Antonín	5 : 3	4	66
Fuchs, Petr	1 : 1	-6	60
Kraus, Vojtěch	4 : 2	4	64
Kopřiva, Adam	4 : 0	3	67
Kahoun ml., Tomáš	4 : 3	-2	65
Pikl, Václav	5 : 1	4	69
Naglis, Edgars	4 : 0	11	80
Nilsson, Henrik	1 : 0	1	81
Стороженко, Гліб	3 : 3	-4	77
Kalniņš, Sandis	2 : 2	-5	72
Kobrlé, Michal	0 : 3	-9	63
Klazar, Matyáš	6 : 1	6	69
Klazar, Matyáš	2 : 3	-9	60
Klazar, Matyáš	4 : 1	5	65
Klazar, Matyáš	1 : 2	-9	56
Klazar, Matyáš	4 : 1	6	62
Klazar, Matyáš	4 : 1	5	67
Saulītis, Mikus	4 : 7	-11	56
Saulītis, Mikus	2 : 3 SD	-1	55
Saulītis, Mikus	2 : 0	7	62
Saulītis, Mikus	2 : 0	7	69
Saulītis, Mikus	2 : 1	3	72
Saulītis, Mikus	4 : 2	6	78
Naglis, Edgars	0 : 6	-9	69
Naglis, Edgars	4 : 3	4	73
Naglis, Edgars	3 : 2	4	77
Naglis, Edgars	2 : 1	4	81
Naglis, Edgars	0 : 9	-9	72
Naglis, Edgars	4 : 6	-8	64
Naglis, Edgars	3 : 6	-7	57

## Lebl, Kryštof

The Glicko value of Kryštof has changed from 1,984 to 2,006. The RD changed from 100 to 58 and the volatility from 29.849 to 29.265.

Kryštof has played 41 games. Of these, 24 are wins (of which 4 narrow wins), 7 are draws (one of which went to extra time) and 10 are defeats (of which 2 narrow defeats). Kryštof has scored 148 goals (3.61 per game, the median was 3.0), plus none in overtime. Kryštof has received 93 goals (2.27 per game, the median was 2.0), plus one in overtime. The highest win was with 7 goals difference. The highest loss was with 6 goals difference.

### Series

The longest winning streak lasted 11 games. The longest losing streak lasted 3 games. The longest streak without a win lasted 5 games. The longest streak without a loss lasted 12 games.

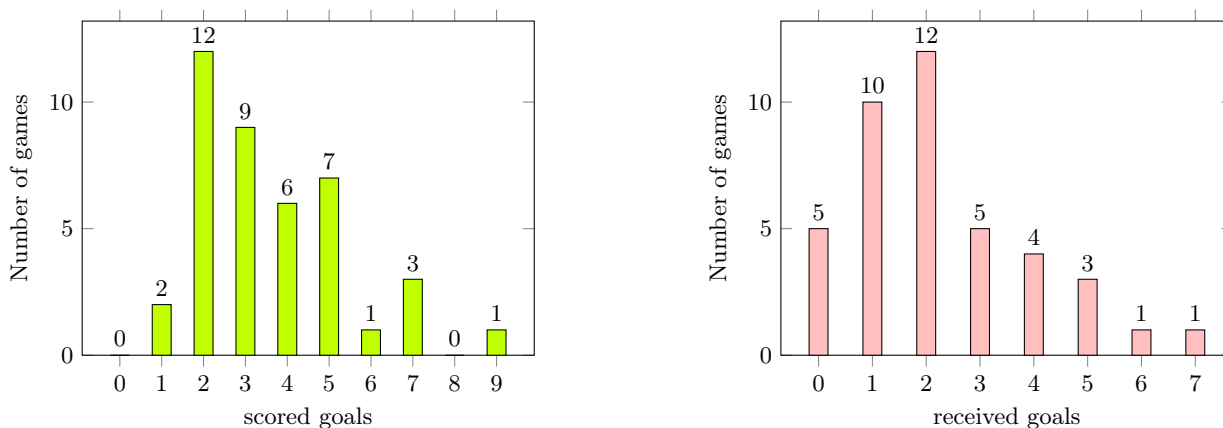


Figure 50: Number of games with goals scored and goals received by Kryštof

Table 55: Games of Kryštof

Player	Result	$\Delta\text{Glicko}$	$\Sigma(\Delta\text{Glicko})$
Sládek, Jakub	2 : 4	-29	
Klazar, Matyáš	3 : 1	21	-8
Zemčickis, Jānis	3 : 1	4	-4
Ševr, Miloš	4 : 1	10	6
Dion, Martin	7 : 2	8	14
Poštk, Vojtěch	5 : 0	0	14
Maděra, Martin	4 : 0	27	41
Werner, Filip	7 : 0	0	41
Krejza, Aleš	2 : 1	-2	39
Saulītis, Renārs	6 : 2	1	40
Ženíšek, Martin	5 : 2	13	53
Chlebo, Ondřej	7 : 1	0	53
Růžička, Tomáš	3 : 3	-12	41
Petr, Patrik	4 : 6	-8	33
Pala, Aleš	5 : 3	3	36
Lahučký, Tomáš	5 : 0	9	45
Černoch, Miroslav	2 : 2	-4	41
Herold, Kryštof	2 : 1	3	44
Jež, Robert	2 : 1	-1	43
Remeika, Žygimantas	4 : 1	10	53

Table 55: (Continuation)

Player	Result	$\Delta$ Glicko	$\Sigma(\Delta$ Glicko)
Dvořáček, David	3 : 1	7	60
Вербицкий, Микола	5 : 2	5	65
Boštlík, Michal	2 : 3	-7	58
Šmíd, David	2 : 2	-6	52
Naglis, Kristaps	2 : 5	-12	40
Larsson, Emil	4 : 2	12	52
Caics, Edgars	1 : 3	-6	46
Целуйко, Артём	3 : 3	-4	42
Kraus, Vladimír	5 : 2	5	47
Matýsek, Jakub	4 : 4	-2	45
Holub, Petr	9 : 2	3	48
Kubica, Miloslav	3 : 5	-15	33
Chylík ml., Jiří	2 : 2	3	36
Plešák, Pavel	5 : 2	6	42
Kimberg, Anton	2 : 1	3	45
Matýsek, Daniel	3 : 0	7	52
Kalniņš, Rainers	1 : 7	-2	50
Saulītis, Mikus	2 : 3 SD	-2	48
Saulītis, Mikus	2 : 4	-11	37
Saulītis, Mikus	3 : 4	-5	32
Saulītis, Mikus	3 : 5	-10	22

## Ležík, Matej

The Glicko value of Matej has changed from 2,054 to 2,027. The RD changed from 100 to 63 and the volatility from 53.680 to 50.287.

Matej has played 49 games. Of these, 28 are wins (of which 8 narrow wins), 6 are draws and 15 are defeats (of which 3 narrow defeats). Matej has scored 164 goals (3.35 per game, the median was 3.0). Matej has received 112 goals (2.29 per game, the median was 2.0). The highest win was with 12 goals difference. The highest loss was with 5 goals difference.

### Series

The longest winning streak lasted 8 games. The longest losing streak lasted 3 games. There were 2 longest losing streaks. The longest streak without a win lasted 6 games. The longest streak without a loss lasted 8 games.

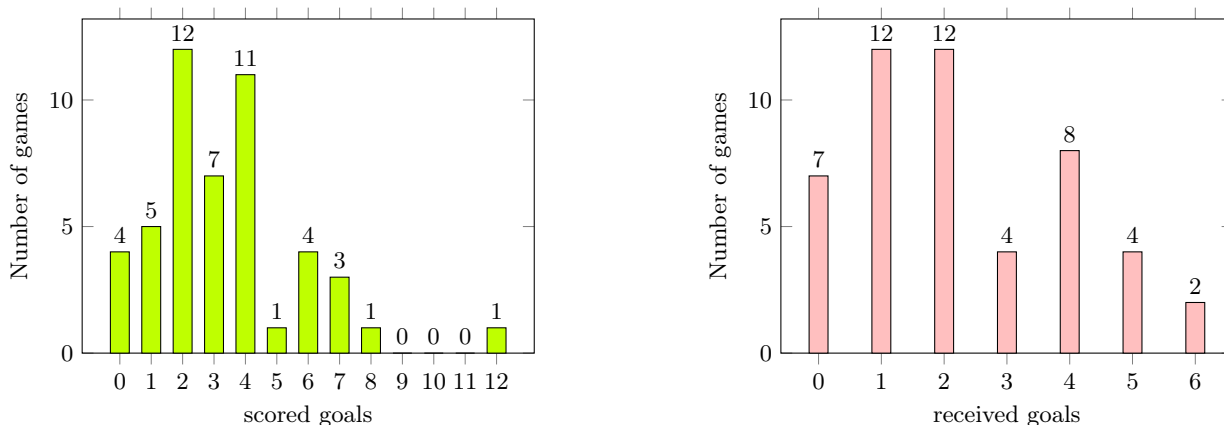


Figure 51: Number of games with goals scored and goals received by Matej

Table 56: Games of Matej

Player	Result	$\Delta$ Glicko	$\Sigma(\Delta$ Glicko)
Маганцев, Евгений	2 : 5	-17	
Lasmanis, Gints	2 : 6	-25	-42
Klazar, Petr	6 : 1	1	-41
Henttonen, Ville	2 : 1	4	-37
Dion, Till	4 : 3	4	-33
Vácha, Jiří	4 : 1	8	-25
Pošik ml., Jiří	12 : 0	0	-25
Škrlep, Nejc	4 : 0	11	-14
Pohořalý, Pavel	6 : 0	3	-11
Karlsson, Bie	3 : 2	-1	-12
Božič, Anže	0 : 4	-23	-35
Gripp, Annika	8 : 1	4	-31
Holub, Lukáš	3 : 1	3	-28
Pommerenke, Ralph	1 : 2	-23	-51
Sedláček, Josef	7 : 1	4	-47
Touš, Michal	6 : 2	12	-35
Pernica, Vít	7 : 4	1	-34
Hermansson, Gustaf	4 : 3	5	-29
Nilsson, Eddie	1 : 4	-8	-37
Saulītis, Mikus	2 : 4	-21	-58
Thomas, Simon	4 : 1	11	-47
Reķis, Jēkabs	2 : 2	3	-44
Šurýn, Antonín	3 : 2	0	-44
Rjavec, Bernard	2 : 2	-4	-48
Vomáčka, Jonáš	4 : 1	6	-42

Table 56: (Continuation)

Player	Result	$\Delta$ Glicko	$\Sigma(\Delta$ Glicko)
Bucek, Tomáš	4 : 0	9	-33
Månsson, Truls	3 : 3	-3	-36
Pikl, Václav	1 : 2	-14	-50
Fuchs, Petr	4 : 4	-3	-53
Kraus, Vojtěch	2 : 0	5	-48
Kopřiva, Adam	4 : 2	6	-42
Kahoun ml., Tomáš	7 : 1	7	-35
Nilsson, Henrik	4 : 1	10	-25
Стороженко, Гліб	2 : 1	4	-21
Kalniņš, Sandis	2 : 3	-10	-31
Kobrlé, Michal	2 : 2	4	-27
Naglis, Edgars	4 : 4	2	-25
Matýsek, Jakub	0 : 2	-13	-38
Matýsek, Jakub	2 : 5	-13	-51
Matýsek, Jakub	2 : 4	-12	-63
Matýsek, Jakub	3 : 2	6	-57
Matýsek, Jakub	6 : 1	12	-45
Matýsek, Jakub	3 : 0	11	-34
Matýsek, Jakub	1 : 0	4	-30
Petr, Patrik	3 : 5	-4	-34
Petr, Patrik	0 : 4	-4	-38
Petr, Patrik	0 : 5	-3	-41
Petr, Patrik	5 : 2	18	-23
Petr, Patrik	1 : 6	-4	-27

## Lopaur, Zdeněk

The Glicko value of Zdeněk has changed from 1,835 to 1,791. The RD changed from 100 to 62 and the volatility from 43.747 to 42.134.

Zdeněk has played 41 games. Of these, 23 are wins (of which 9 narrow wins), 5 are draws and 13 are defeats (of which 5 narrow defeats). Zdeněk has scored 136 goals (3.32 per game, the median was 3.0). Zdeněk has received 101 goals (2.46 per game, the median was 2.0). The highest win was with 6 goals difference. The highest loss was with 4 goals difference.

### Series

The longest winning streak lasted 5 games. The longest losing streak lasted 3 games. There were 2 longest losing streaks. The longest streak without a win lasted 4 games. The longest streak without a loss lasted 15 games.

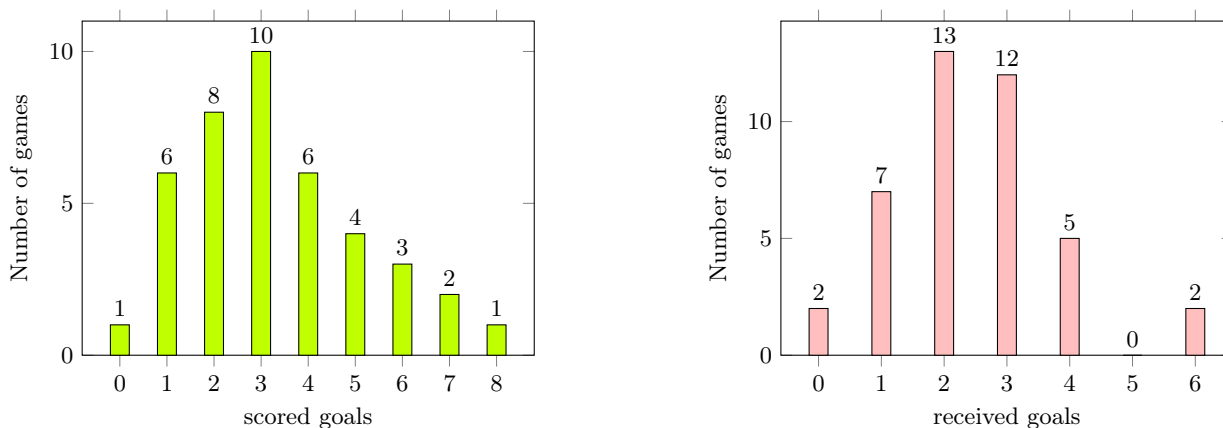


Figure 52: Number of games with goals scored and goals received by Zdeněk

Table 57: Games of Zdeněk

Player	Result	$\Delta$ Glicko	$\Sigma(\Delta$ Glicko)
Bucek, Tomáš	3 : 2	17	
Kobrlé, Michal	2 : 6	-9	8
Vacke, Vojtěch	2 : 1	-7	1
Stanzelova, Vera	8 : 3	1	2
Rjavec, Bernard	1 : 4	-20	-18
Naglis, Edgars	3 : 6	-7	-25
Månsson, Truls	3 : 1	30	5
Kadlec, Daniel	5 : 1	2	7
Vomáčka, Roman	1 : 1	-15	-8
Vomáčka, Jonáš	2 : 3	-13	-21
Šurýn, Antonín	1 : 3	-20	-41
Nilsson, Henrik	2 : 4	-10	-51
Kalniņš, Sandis	3 : 2	16	-35
Zupančič, Domen	4 : 3	-3	-38
Moravec ml., Michael	1 : 2	-21	-59
Стороженко, Гліб	2 : 3	-1	-60
Hansson, Jan-Olof	7 : 2	5	-55
Hudec, Karol	3 : 3	-2	-57
Dion, Martin	5 : 1	11	-46
Kurka, Josef	3 : 2	7	-39

Table 57: (Continuation)

Player	Result	$\Delta$ Glicko	$\Sigma(\Delta$ Glicko)
Gruncel, Ondřej	6 : 2	5	-34
Ševr, Miloš	3 : 2	4	-30
Кондрашевський, Любомир	4 : 4	-6	-36
Kurzemieks, Krišjānis	3 : 3	-6	-42
Pala, Aleš	4 : 2	6	-36
Marek, František	6 : 2	6	-30
Vomáčka, Roman	4 : 1	6	-24
Tabara, Oskar	2 : 0	5	-19
Vácha, Jiří	5 : 3	13	-6
Janouškovec, Jan	4 : 4	-6	-12
Gripp, Annika	5 : 1	6	-6
Zupančič, Domen	1 : 2	-13	-19
Príhoda, Ludek	3 : 2	0	-19
Holub, Lukáš	7 : 2	3	-16
Janouškovec, Jan	4 : 3	1	-15
Janouškovec, Jan	1 : 3	-16	-31
Janouškovec, Jan	3 : 2	2	-29
Janouškovec, Jan	6 : 0	8	-21
Vácha, Jiří	0 : 3	-10	-31
Vácha, Jiří	2 : 4	-10	-41
Vácha, Jiří	2 : 3	-3	-44

## Maděra, Martin

The Glicko value of Martin has changed from 2,094 to 2,075. The RD changed from 57 to 50 and the volatility from 31.337 to 30.683.

Martin has played 42 games. Of these, 27 are wins (of which 8 narrow wins), 8 are draws (one of which went to extra time) and 7 are defeats (of which 2 narrow defeats). Martin has scored 160 goals (3.81 per game, the median was 3.5), plus none in overtime. Martin has received 95 goals (2.26 per game, the median was 2.0), plus one in overtime. The highest win was with 8 goals difference. The highest loss was with 4 goals difference.

### Series

The longest winning streak lasted 12 games. The longest losing streak lasted 3 games. The longest streak without a win lasted 4 games. The longest streak without a loss lasted 15 games.

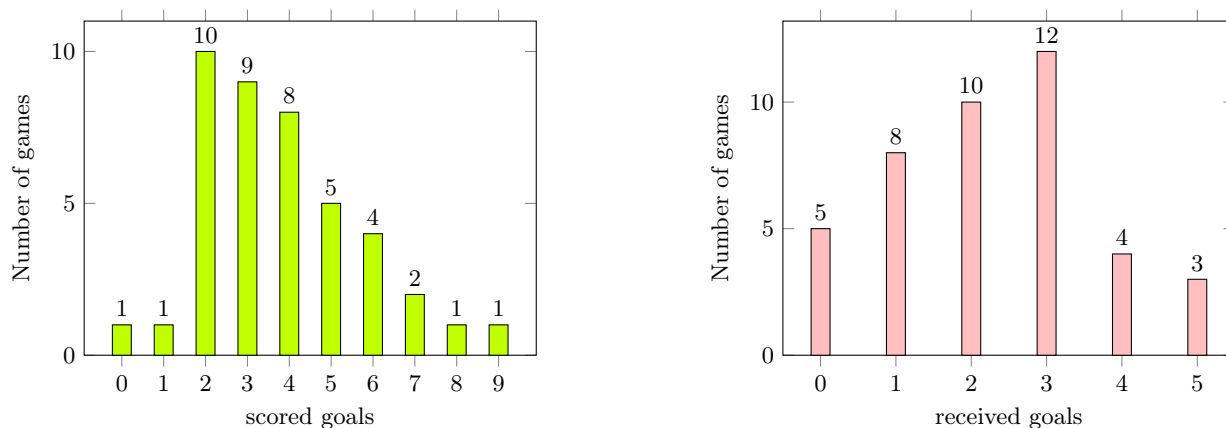


Figure 53: Number of games with goals scored and goals received by Martin

Table 58: Games of Martin

Player	Result	$\Delta\text{Glicko}$	$\Sigma(\Delta\text{Glicko})$
Petr, Patrik	3 : 3	3	
Pala, Aleš	6 : 1	1	4
Lahučký, Tomáš	3 : 2	-1	3
Černoch, Miroslav	2 : 2	-3	0
Saulītis, Renārs	9 : 2	0	0
Ženíšek, Martin	4 : 4	-4	-4
Lebl, Kryštof	0 : 4	-11	-15
Chlebo, Ondřej	5 : 2	0	-15
Růžička, Tomáš	6 : 1	3	-12
Werner, Filip	8 : 0	0	-12
Krejza, Aleš	4 : 2	3	-9
Sládek, Jakub	7 : 3	6	-3
Klazar, Matyáš	2 : 1	1	-2
Zemņickis, Jānis	5 : 0	0	-2
Ševr, Miloš	4 : 1	2	0
Dion, Martin	6 : 3	2	2
Pošík, Vojtěch	5 : 2	0	2
Dvořáček, David	7 : 1	4	6
Вербицкий, Микола	3 : 2	-2	4
Herold, Kryštof	3 : 3	-4	0

Table 58: (Continuation)

Player	Result	$\Delta$ Glicko	$\Sigma(\Delta$ Glicko)
Jež, Robert	4 : 3	-2	-2
Remeika, Žygimantas	1 : 1	-4	-6
Naglis, Kristaps	2 : 3	-5	-11
Larsson, Emil	5 : 3	7	-4
Caics, Edgars	2 : 4	-5	-9
Boštík, Michal	6 : 4	6	-3
Šmíd, David	2 : 0	5	2
Matýsek, Jakub	5 : 3	5	7
Holub, Petr	4 : 0	1	8
Kubica, Miloslav	2 : 1	0	8
Целуйко, Артём	3 : 0	4	12
Kraus, Vladimír	4 : 3	-2	10
Kimberg, Anton	3 : 3	-3	7
Matýsek, Daniel	4 : 1	4	11
Kalniņš, Rainers	3 : 5	-3	8
Chylík ml., Jiří	4 : 3	4	12
Plešák, Pavel	2 : 2	-4	8
Стороженко, Гліб	3 : 5	-11	-3
Стороженко, Гліб	2 : 3	-6	-9
Стороженко, Гліб	2 : 5	-9	-18
Стороженко, Гліб	3 : 2	1	-17
Стороженко, Гліб	2 : 3 SD	-2	-19

## Marek, František

The Glicko value of František has changed from 1,585 to 1,593. The RD changed from 105 to 65 and the volatility from 45.794 to 44.915.

František has played 34 games. Of these, 12 are wins (of which 3 narrow wins), 2 are draws and 20 are defeats (of which 3 narrow defeats). František has scored 89 goals (2.62 per game, the median was 2.0). František has received 112 goals (3.29 per game, the median was 4.0). The highest win was with 7 goals difference. The highest loss was with 5 goals difference.

### Series

The longest losing streak lasted 3 games. There were 2 longest losing streaks. The longest streak without a win lasted 7 games.

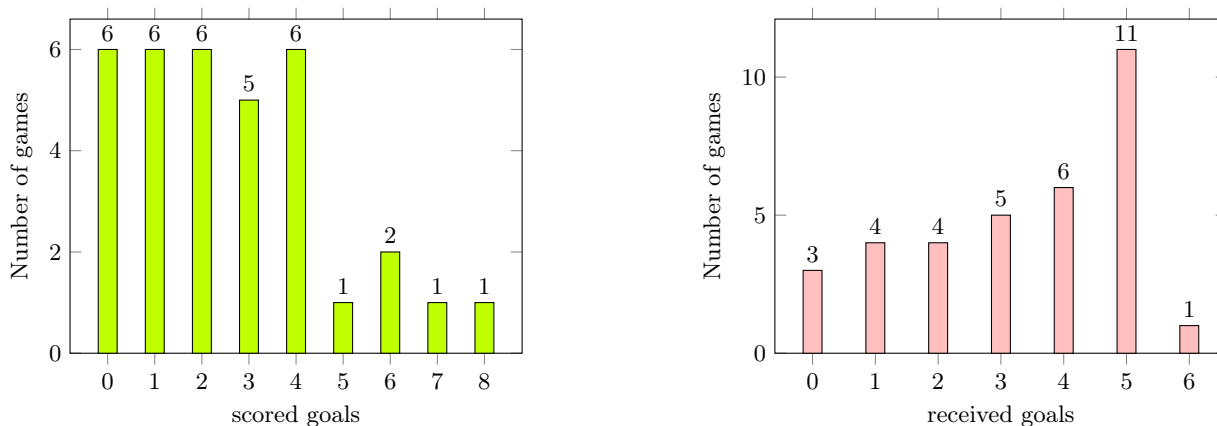


Figure 54: Number of games with goals scored and goals received by František

Table 59: Games of František

Player	Result	$\Delta$ Glicko	$\Sigma(\Delta$ Glicko)
Boštlík, Michal	4 : 3	39	
Herold, Kryštof	0 : 4	-10	29
Gripp, Gunnar	6 : 3	28	57
Caics, Edgars	0 : 5	-1	56
Вєрбицкий, Микола	2 : 5	-16	40
Remeika, Žygimantas	1 : 5	-9	31
Šmíd, David	5 : 5	18	49
Moravec St., Martin	2 : 5	-35	14
Larsson, Emil	2 : 3	7	21
Jež, Robert	0 : 2	-15	6
Herold, Adam	4 : 3	11	17
Dvořáček, David	2 : 5	-7	10
Кондрашевський, Любомир	1 : 1	2	12
Naglis, Kristaps	0 : 5	-3	9
Nechutný, Hůnek	3 : 0	20	29
Nádvorník, Vít	8 : 1	1	30
Kurka, Josef	1 : 4	-9	21
Janouškovec, Jan	3 : 4	-9	12
Gripp, Annika	4 : 2	19	31
Zupančič, Domen	3 : 5	-20	11

Table 59: (Continuation)

Player	Result	$\Delta$ Glicko	$\Sigma(\Delta$ Glicko)
Príhoda, Ludek	3 : 5	-14	-3
Holub, Lukáš	4 : 0	12	9
Vomáčka, Roman	2 : 3	-8	1
Tabara, Oskar	7 : 1	13	14
Vácha, Jiří	1 : 4	-8	6
Lopau, Zdeněk	2 : 6	-6	0
Кондрашевський, Любомир	6 : 1	16	16
Kurzemieks, Krišjānis	0 : 5	-11	5
Pala, Aleš	4 : 2	11	16
Hudec, Karol	0 : 5	-8	8
Dion, Martin	1 : 4	-10	-2
Kurka, Josef	3 : 2	10	8
Gruncl, Ondřej	4 : 0	8	16
Ševr, Miloš	1 : 4	-8	8

## Matýsek, Daniel

The Glicko value of Daniel has changed from 1,917 to 1,898. The RD changed from 100 to 59 and the volatility from 29.921 to 29.317.

Daniel has played 37 games. Of these, 17 are wins (of which 4 narrow wins), 6 are draws and 14 are defeats (of which 4 narrow defeats). Daniel has scored 101 goals (2.73 per game, the median was 3.0). Daniel has received 83 goals (2.24 per game, the median was 2.0). The highest win was with 8 goals difference. The highest loss was with 6 goals difference.

### Series

The longest winning streak lasted 4 games. The longest losing streak lasted 3 games. There were 2 longest losing streaks. The longest streak without a win lasted 5 games. The longest streak without a loss lasted 7 games.

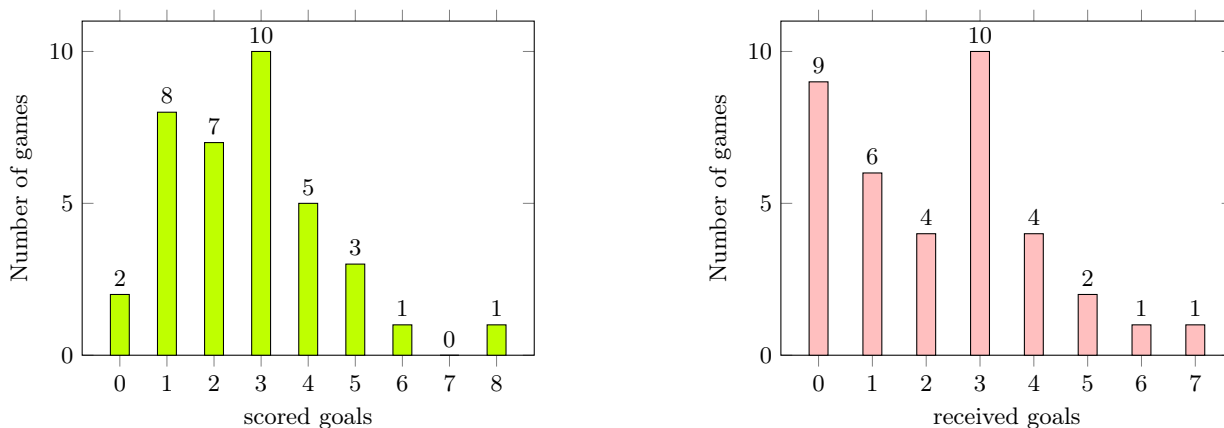


Figure 55: Number of games with goals scored and goals received by Daniel

Table 60: Games of Daniel

Player	Result	$\Delta$ Glicko	$\Sigma(\Delta$ Glicko)
Kasnar, Vojtěch	4 : 0	1	
Chylík ml., Jiří	2 : 4	-15	-14
Kimberg, Anton	3 : 3	5	-9
Bernhauser, Erik	3 : 1	5	-4
Целуйко, Артём	5 : 2	18	14
Gruncl, Ondřej	6 : 3	3	17
Kurzemnieks, Krišjānis	3 : 2	-4	13
Kubica, Miloslav	0 : 3	-26	-13
Kraus, Vladimír	2 : 1	6	-7
Kalniņš, Rainers	2 : 5	-3	-10
Hudec, Karol	2 : 1	0	-10
Разкевич, Михайло	4 : 0	7	-3
Plešák, Pavel	1 : 1	-3	-6
Tabara, Oliver	4 : 0	1	-5
Matýsek, Jakub	1 : 1	3	-2
Kubáč, Jiří	8 : 0	0	-2
Holub, Petr	5 : 0	8	6
Larsson, Emil	1 : 2	-5	1
Caics, Edgars	1 : 3	-4	-3
Boštík, Michal	1 : 3	-10	-13

Table 60: (Continuation)

Player	Result	$\Delta$ Glicko	$\Sigma(\Delta$ Glicko)
Šmíd, David	4 : 0	15	2
Naglis, Kristaps	1 : 7	-9	-7
Růžička, Tomáš	3 : 4	-12	-19
Klazar, Matyáš	2 : 3	-5	-24
Ženíšek, Martin	3 : 3	-1	-25
Krejza, Aleš	3 : 3	-4	-29
Černoch, Miroslav	3 : 0	13	-16
Remeika, Žygimantas	5 : 4	5	-11
Jež, Robert	3 : 1	8	-3
Herold, Kryštof	3 : 5	-12	-15
Вєрбицкий, Микола	2 : 0	7	-8
Dvořáček, David	1 : 2	-9	-17
Sládek, Jakub	3 : 3	3	-14
Maděra, Martin	1 : 4	-5	-19
Lahučký, Tomáš	2 : 0	9	-10
Lebl, Kryštof	0 : 3	-7	-17
Petr, Patrik	4 : 6	-2	-19

## Matýsek, Jakub

The Glicko value of Jakub has changed from 2,078 to 1,982. The RD changed from 100 to 59 and the volatility from 37.782 to 37.530.

Jakub has played 44 games. Of these, 21 are wins (of which 5 narrow wins), 9 are draws and 14 are defeats (of which 4 narrow defeats). Jakub has scored 133 goals (3.02 per game, the median was 3.0). Jakub has received 98 goals (2.23 per game, the median was 2.0). The highest win was with 9 goals difference. The highest loss was with 5 goals difference.

### Series

The longest winning streak lasted 3 games. There were 4 longest winning streaks. The longest losing streak lasted 4 games. The longest streak without a win lasted 6 games. The longest streak without a loss lasted 14 games.

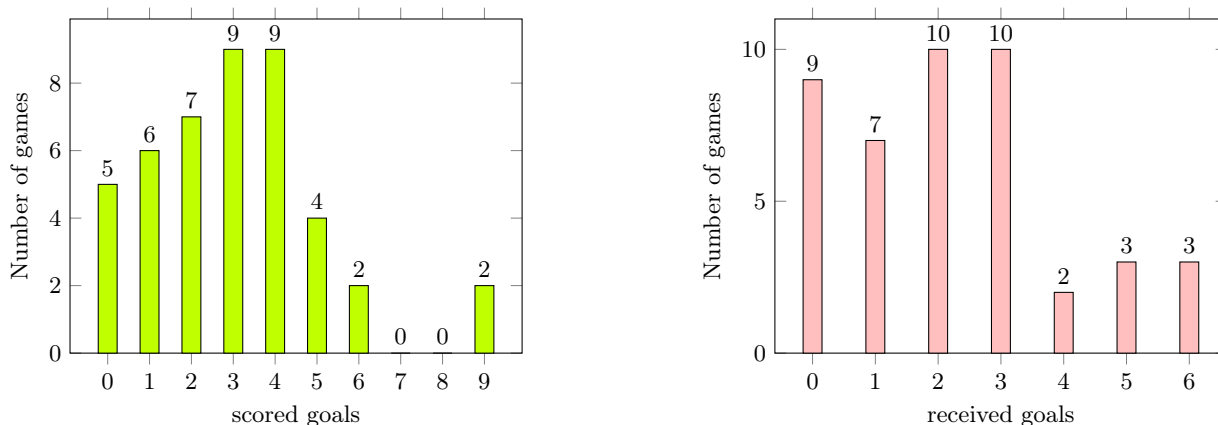


Figure 56: Number of games with goals scored and goals received by Jakub

Table 61: Games of Jakub

Player	Result	$\Delta$ Glicko	$\Sigma(\Delta$ Glicko)
Chylík ml., Jiří	4 : 1	27	
Kimberg, Anton	0 : 3	-34	-7
Bernhauser, Erik	5 : 1	2	-5
Целуйко, Артём	1 : 3	-39	-44
Gruncel, Ondřej	6 : 0	2	-42
Kurzemnieks, Krišjānis	0 : 3	-43	-85
Kubica, Miloslav	2 : 2	-10	-95
Kraus, Vladimír	5 : 1	14	-81
Kasnar, Vojtěch	3 : 0	1	-80
Hudec, Karol	6 : 0	7	-73
Разкевич, Михайло	2 : 3	-26	-99
Plešák, Pavel	2 : 2	-7	-106
Tabara, Oliver	3 : 2	-8	-114
Matýsek, Daniel	1 : 1	-3	-117
Kubáč, Jiří	9 : 0	0	-117
Holub, Petr	0 : 0	-11	-128
Kalniņš, Rainers	5 : 4	24	-104
Černocho, Miroslav	1 : 1	-2	-106
Růžička, Tomáš	4 : 3	0	-106
Klazar, Matyáš	1 : 1	-2	-108
Ženíšek, Martin	4 : 2	11	-97
Krejza, Aleš	9 : 0	8	-89
Dvořáček, David	3 : 2	1	-88
Вербицкий, Микола	3 : 3	-8	-96
Herold, Kryštof	4 : 2	11	-85

Table 61: (Continuation)

Player	Result	$\Delta$ Glicko	$\Sigma(\Delta$ Glicko)
Jež, Robert	4 : 6	-21	-106
Remeika, Žygimantas	3 : 0	9	-97
Mačėra, Martin	3 : 5	-9	-106
Lahučký, Tomáš	3 : 3	-4	-110
Lebl, Kryštof	4 : 4	3	-107
Petr, Patrik	3 : 5	-4	-111
Sládek, Jakub	2 : 3	-5	-116
Naglis, Kristaps	1 : 5	-9	-125
Šmíd, David	4 : 0	9	-116
Boštík, Michal	3 : 2	7	-109
Caics, Edgars	4 : 2	18	-91
Larsson, Emil	2 : 6	-10	-101
Ležík, Matej	2 : 0	12	-89
Ležík, Matej	5 : 2	12	-77
Ležík, Matej	4 : 2	10	-67
Ležík, Matej	2 : 3	-5	-72
Ležík, Matej	1 : 6	-11	-83
Ležík, Matej	0 : 3	-9	-92
Ležík, Matej	0 : 1	-4	-96

## Moravec St., Martin

The Glicko value of Martin has changed from 1,426 to 1,493. The RD changed from 102 to 69 and the volatility from 52.707 to 51.742.

Martin has played 34 games. Of these, 11 are wins (of which 4 narrow wins), 5 are draws and 18 are defeats (of which 3 narrow defeats). Martin has scored 72 goals (2.12 per game, the median was 2.0). Martin has received 103 goals (3.03 per game, the median was 3.0). The highest win was with 4 goals difference. The highest loss was with 6 goals difference.

### Series

The longest winning streak lasted 3 games. There were 2 longest winning streaks. The longest losing streak lasted 8 games. The longest streak without a win lasted 8 games. The longest streak without a loss lasted 4 games. There were 2 longest streaks without a loss.

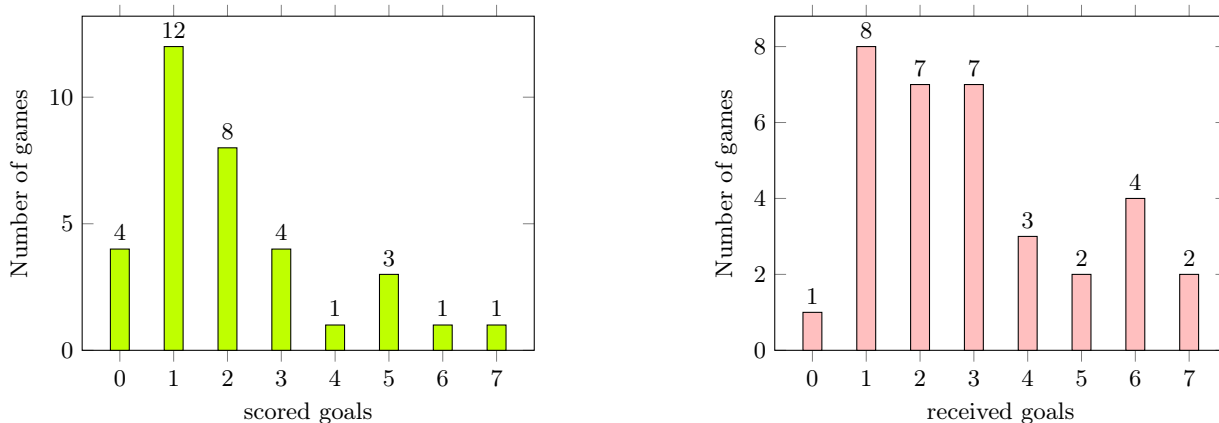


Figure 57: Number of games with goals scored and goals received by Martin

Table 62: Games of Martin

Player	Result	$\Delta$ Glicko	$\Sigma(\Delta$ Glicko)
Jež, Robert	1 : 2	5	
Herold, Adam	1 : 1	11	16
Dvořáček, David	1 : 6	-4	12
Кондрашевський, Любомир	1 : 4	-18	-6
Naglis, Kristaps	2 : 5	-2	-8
Nechutný, Hynek	1 : 3	-9	-17
Nádvorník, Vít	5 : 2	6	-11
Marek, František	5 : 2	35	24
Kurka, Josef	3 : 2	32	56
Herold, Kryštof	0 : 6	-4	52
Gripp, Gunnar	5 : 1	30	82
Caics, Edgars	0 : 3	-1	81
Вербицкий, Микола	3 : 0	36	117
Remeika, Žygimantas	1 : 3	-5	112
Šmíd, David	2 : 5	-4	108
Larsson, Emil	2 : 7	-3	105
Boštík, Michal	1 : 7	-2	103
Hrnčář, Radek	2 : 3	-14	89
Sedláček, Josef	0 : 3	-14	75
Moravec ml., Michael	0 : 6	-17	58

Table 62: (Continuation)

Player	Result	$\Delta$ Glicko	$\Sigma(\Delta$ Glicko)
Remeika, Gintautas	3 : 4	-2	56
Pohořalý, Pavel	2 : 1	16	72
Hansson, Jan-Olof	2 : 6	-19	53
Jerabek, Daniel	6 : 2	15	68
Klazar, Petr	2 : 2	-5	63
Vacke, Vojtěch	1 : 1	-4	59
Tabara, Oliver	1 : 1	0	59
Saulītis, Renārs	1 : 3	-15	44
Herold, Adam	3 : 2	13	57
Разкевич, Михайло	1 : 3	-7	50
Werner, Filip	4 : 1	3	53
Nechutný, Hynek	2 : 1	11	64
Kasnar, Vojtěch	7 : 4	5	69
Zemčickis, Jānis	1 : 1	-2	67

## Moravec ml., Michael

The Glicko value of Michael has changed from 1,514 to 1,513. The RD changed from 94 to 66 and the volatility from 50.485 to 48.115.

Michael has played 34 games. Of these, 15 are wins (of which 8 narrow wins), 2 are draws and 17 are defeats (of which 2 narrow defeats). Michael has scored 75 goals (2.21 per game, the median was 2.0). Michael has received 98 goals (2.88 per game, the median was 2.0). The highest win was with 6 goals difference. The highest loss was with 6 goals difference.

### Series

The longest winning streak lasted 4 games. The longest losing streak lasted 3 games. There were 3 longest losing streaks. The longest streak without a win lasted 4 games. The longest streak without a loss lasted 5 games.

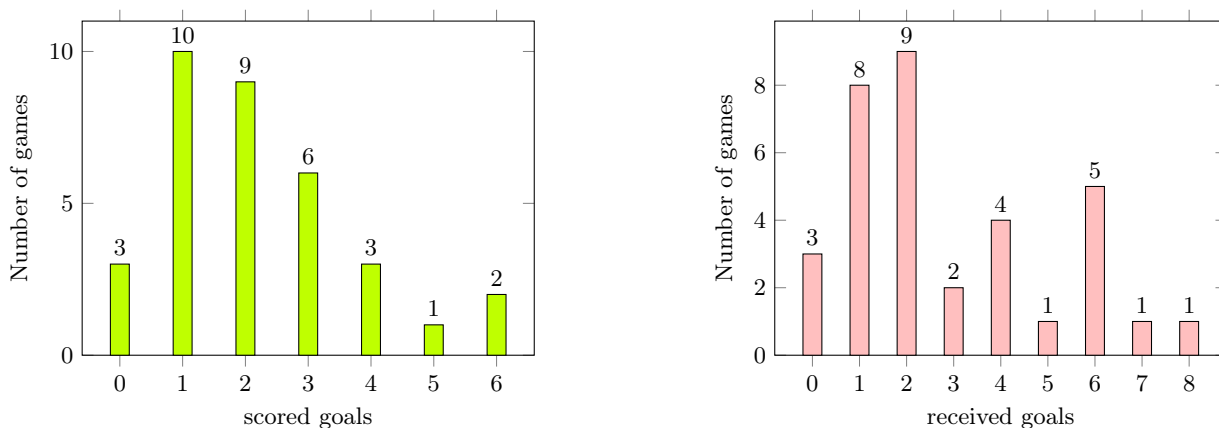


Figure 58: Number of games with goals scored and goals received by Michael

Table 63: Games of Michael

Player	Result	$\Delta\text{Glicko}$	$\Sigma(\Delta\text{Glicko})$
Stanzelova, Vera	3 : 1	6	
Rjavec, Bernard	1 : 7	-5	1
Naglis, Edgars	2 : 6	-1	0
Månsson, Truls	1 : 6	-4	-4
Kadlec, Daniel	4 : 1	7	3
Vomáčka, Roman	1 : 2	-12	-9
Bucek, Tomáš	2 : 4	-5	-14
Kobrlé, Michal	4 : 8	-1	-15
Vacke, Vojtěch	3 : 2	3	-12
Nilsson, Henrik	0 : 6	-2	-14
Kalniņš, Sandis	1 : 6	-4	-18
Zupančič, Domen	2 : 2	-2	-20
Стороженко, Гліб	1 : 4	-3	-23
Hansson, Jan-Olof	3 : 2	9	-14
Lopaur, Zdeněk	2 : 1	21	7
Vomáčka, Jonáš	1 : 6	-6	1
Šurýn, Antonín	0 : 2	-6	-5
Kasnar, Vojtěch	3 : 2	-1	-6
Zemņickis, Jānis	5 : 1	15	9
Moravec St., Martin	6 : 0	16	25

Table 63: (Continuation)

Player	Result	$\Delta$ Glicko	$\Sigma(\Delta$ Glicko)
Tabara, Oliver	3 : 3	-5	20
Saulītis, Renārs	2 : 1	4	24
Herold, Adam	1 : 2	-4	20
Разкевич, Михайло	1 : 3	-10	10
Werner, Filip	6 : 0	2	12
Nechutný, Hynek	2 : 1	9	21
Vacke, Vojtěch	2 : 1	2	23
Hrnčář, Radek	2 : 0	11	34
Sedláček, Josef	1 : 4	-12	22
Remeika, Gintautas	1 : 5	-11	11
Pohořalý, Pavel	2 : 4	-9	2
Hansson, Jan-Olof	3 : 2	4	6
Jerabek, Daniel	0 : 2	-15	-9
Klazar, Petr	4 : 1	8	-1

## Månsson, Truls

The Glicko value of Truls has changed from 1,971 to 1,934. The RD changed from 57 to 49 and the volatility from 29.568 to 29.078.

Truls has played 41 games. Of these, 19 are wins (of which 9 narrow wins), 7 are draws and 15 are defeats (of which 3 narrow defeats). Truls has scored 113 goals (2.76 per game, the median was 2.0). Truls has received 101 goals (2.46 per game, the median was 2.0). The highest win was with 8 goals difference. The highest loss was with 6 goals difference.

### Series

The longest winning streak lasted 3 games. There were 2 longest winning streaks. The longest losing streak lasted 4 games. The longest streak without a win lasted 4 games. There were 2 longest streaks without a win. The longest streak without a loss lasted 5 games.

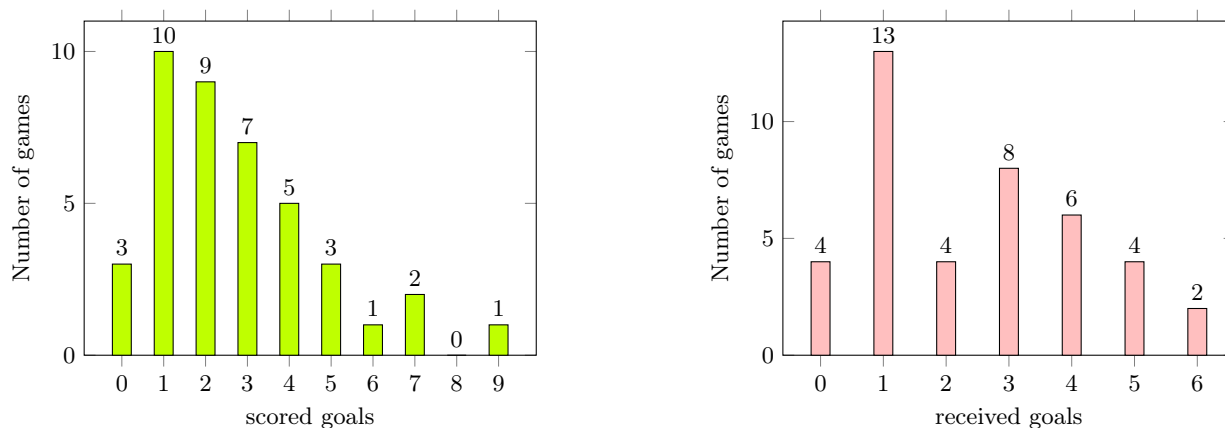


Figure 59: Number of games with goals scored and goals received by Truls

Table 64: Games of Truls

Player	Result	$\Delta$ Glicko	$\Sigma(\Delta$ Glicko)
Nilsson, Henrik	1 : 0	4	
Kalniņš, Sandis	2 : 2	-1	3
Zupančič, Domen	4 : 3	-4	-1
Moravec ml., Michael	6 : 1	1	0
Стороженко, Гліб	1 : 4	-10	-10
Hansson, Jan-Olof	3 : 2	-3	-13
Lopaur, Zdeněk	1 : 3	-12	-25
Vomáčka, Jonáš	2 : 1	0	-25
Šurýn, Antonín	3 : 3	-3	-28
Rjavec, Bernard	2 : 3	-6	-34
Naglis, Edgars	4 : 4	4	-30
Kadlec, Daniel	9 : 1	1	-29
Vomáčka, Roman	4 : 0	2	-27
Bucek, Tomáš	2 : 1	2	-25
Kobrlé, Michal	2 : 3	-1	-26
Vacke, Vojtěch	7 : 1	1	-25
Stanzelova, Vera	5 : 1	0	-25
Dion, Till	1 : 4	-9	-34
Karlsson, Bie	3 : 1	5	-29
Pommerenke, Ralph	7 : 0	4	-25

Table 64: (Continuation)

Player	Result	$\Delta$ Glicko	$\Sigma(\Delta$ Glicko)
Touš, Michal	5 : 2	6	-19
Škrlep, Nejc	0 : 6	-10	-29
Матанцев, Евгений	3 : 4	0	-29
Henttonen, Ville	1 : 1	-1	-30
Božič, Anže	2 : 5	-6	-36
Lasmanis, Gints	3 : 2	7	-29
Ležák, Matej	3 : 3	1	-28
Reķis, Jēkabs	1 : 0	6	-22
Thomas, Simon	4 : 3	2	-20
Saulītis, Mikus	1 : 1	1	-19
Nilsson, Eddie	0 : 3	-3	-22
Hermansson, Gustaf	5 : 1	7	-15
Kahoun ml., Tomáš	2 : 5	-10	-25
Pikl, Václav	1 : 1	-2	-27
Fuchs, Petr	2 : 5	-7	-34
Kraus, Vojtěch	2 : 1	-1	-35
Kopriva, Adam	4 : 1	4	-31
Petr, Patrik	0 : 4	-1	-32
Petr, Patrik	3 : 5	-2	-34
Petr, Patrik	1 : 4	-2	-36
Petr, Patrik	1 : 6	-1	-37

## Naglis, Edgars

The Glicko value of Edgars has changed from 2,103 to 2,117. The RD changed from 61 to 49 and the volatility from 35.682 to 34.466.

Edgars has played 68 games. Of these, 40 are wins (of which 6 narrow wins), 8 are draws (of which 2 went to extra time) and 20 are defeats (of which 8 narrow defeats). Edgars has scored 295 goals (4.34 per game, the median was 4.0), also 2 in 2 overtimes. Edgars has received 196 goals (2.88 per game, the median was 3.0), plus none in 2 overtimes. The highest win was with 14 goals difference. The highest loss was with 6 goals difference.

### Series

The longest winning streak lasted 8 games. The longest losing streak lasted 3 games. The longest streak without a win lasted 3 games. There were 2 longest streaks without a win. The longest streak without a loss lasted 17 games.

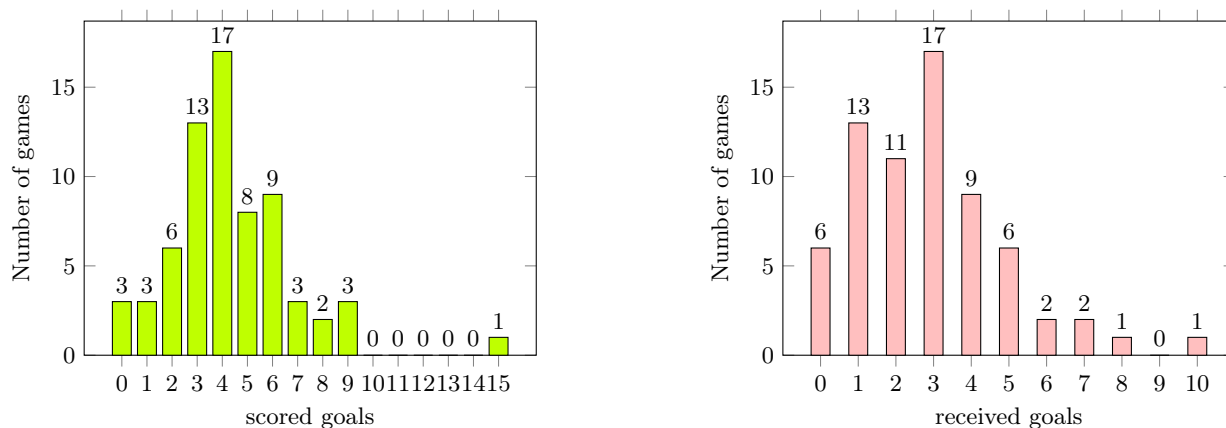


Figure 60: Number of games with goals scored and goals received by Edgars

Table 65: Games of Edgars

Player	Result	$\Delta$ Glicko	$\Sigma(\Delta$ Glicko)
Kalniņš, Sandis	3 : 1	6	
Zupančič, Domen	4 : 1	1	7
Moravec ml., Michael	6 : 2	0	7
Стороженко, Гліб	7 : 2	5	12
Hansson, Jan-Olof	5 : 1	1	13
Lopaur, Zdeněk	6 : 3	3	16
Vomáčka, Jonáš	4 : 0	2	18
Šurýn, Antonín	4 : 1	4	22
Nilsson, Henrik	3 : 3	-4	18
Månsson, Truls	4 : 4	-5	13
Kadlec, Daniel	6 : 1	0	13
Vomáčka, Roman	2 : 1	-4	9
Bucek, Tomáš	3 : 1	4	13
Kobrlé, Michal	3 : 2	5	18
Vacke, Vojtěch	15 : 1	0	18
Stanzelova, Vera	9 : 1	0	18
Rjavec, Bernard	3 : 3	-5	13
Fuchs, Petr	0 : 3	-14	-1
Pikl, Václav	8 : 3	3	2
Kahoun ml., Tomáš	6 : 2	4	6

Table 65: (Continuation)

Player	Result	$\Delta$ Glicko	$\Sigma(\Delta$ Glicko)
Kopřiva, Adam	5 : 1	3	9
Kraus, Vojtěch	4 : 0	3	12
Nilsson, Eddie	4 : 5	-1	11
Saulītis, Mikus	5 : 8	-13	-2
Thomas, Simon	5 : 1	3	1
Reķis, Jēkabs	5 : 5	-1	0
Hermansson, Gustaf	3 : 3	-4	-4
Touš, Michal	4 : 2	4	0
Pommerenke, Ralph	3 : 0	2	2
Karlsson, Bie	7 : 2	3	5
Dion, Till	4 : 3	0	5
Škrlep, Nejc	5 : 1	3	8
Lasmanis, Gints	0 : 4	-9	-1
Božič, Anže	3 : 1	7	6
Henttonen, Ville	3 : 4	-9	-3
Матанцев, Евгений	4 : 7	-7	-10
Ležík, Matej	4 : 4	-2	-12
Kimberg, Anton	7 : 5	5	-7
Kimberg, Anton	3 : 5	-11	-18
Kimberg, Anton	1 : 4	-11	-29
Kimberg, Anton	8 : 3	6	-23
Kimberg, Anton	2 : 3	-6	-29
Kimberg, Anton	5 : 4 SD	-2	-31
Kimberg, Anton	3 : 0	5	-26
Naglis, Kristaps	0 : 3	-7	-33
Naglis, Kristaps	5 : 2	9	-24
Naglis, Kristaps	6 : 3	8	-16
Naglis, Kristaps	5 : 4 SD	0	-16
Naglis, Kristaps	1 : 5	-8	-24
Naglis, Kristaps	4 : 3	4	-20
Lasmanis, Gints	6 : 0	8	-12
Lasmanis, Gints	3 : 4	-4	-16
Lasmanis, Gints	2 : 3	-3	-19
Lasmanis, Gints	1 : 2	-3	-22
Lasmanis, Gints	9 : 0	7	-15
Lasmanis, Gints	6 : 4	8	-7
Lasmanis, Gints	6 : 3	7	0
Reķis, Jēkabs	4 : 2	7	7
Reķis, Jēkabs	9 : 3	8	15
Reķis, Jēkabs	2 : 3	-4	11
Reķis, Jēkabs	4 : 3	4	15
Reķis, Jēkabs	5 : 6	-4	11
Reķis, Jēkabs	6 : 2	7	18
Kalniņš, Rainers	4 : 6	-3	15
Kalniņš, Rainers	2 : 5	-2	13
Kalniņš, Rainers	3 : 2	7	20
Kalniņš, Rainers	2 : 7	-3	17
Kalniņš, Rainers	4 : 10	-3	14

## Naglis, Kristaps

The Glicko value of Kristaps has changed from 2,013 to 2,089. The RD changed from 93 to 57 and the volatility from 36.972 to 35.540.

Kristaps has played 48 games. Of these, 33 are wins (of which 7 narrow wins), 6 are draws (one of which went to extra time) and 9 are defeats (of which 3 narrow defeats). Kristaps has scored 212 goals (4.42 per game, the median was 4.0), plus none in overtime. Kristaps has received 115 goals (2.40 per game, the median was 2.0), plus one in overtime. The highest win was with 12 goals difference. The highest loss was with 5 goals difference.

### Series

The longest winning streak lasted 13 games. The longest streak without a win lasted 3 games. There were 2 longest streaks without a win. The longest streak without a loss lasted 15 games.

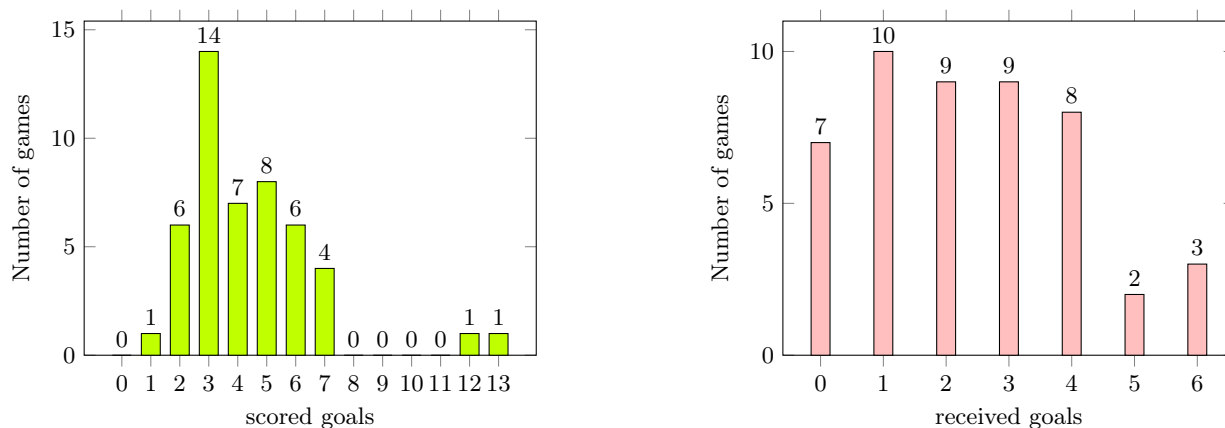


Figure 61: Number of games with goals scored and goals received by Kristaps

Table 66: Games of Kristaps

Player	Result	$\Delta$ Glicko	$\Sigma(\Delta$ Glicko)
Caics, Edgars	3 : 6	-9	
Вербицкий, Микола	2 : 2	-12	-21
Remeika, Žygimantas	4 : 1	16	-5
Šmíd, David	3 : 5	-23	-28
Moravec St., Martin	5 : 2	1	-27
Larsson, Emil	3 : 3	1	-26
Boštík, Michal	4 : 3	9	-17
Herold, Kryštof	2 : 0	13	-4
Gripp, Gunnar	7 : 4	4	0
Кондрашевський, Любомир	5 : 0	3	3
Nechutný, Hynek	6 : 2	4	7
Nádvořník, Vít	12 : 2	0	7
Marek, František	5 : 0	3	10
Kurka, Josef	13 : 1	8	18
Jež, Robert	3 : 2	-1	17
Herold, Adam	6 : 3	3	20
Dvořáček, David	4 : 3	1	21
Kimberg, Anton	2 : 0	12	33
Plešák, Pavel	6 : 0	7	40
Chylík ml., Jiří	3 : 4	-5	35

Table 66: (Continuation)

Player	Result	$\Delta$ Glicko	$\Sigma(\Delta$ Glicko)
Kalniņš, Rainers	1 : 6	-5	30
Matýsek, Daniel	7 : 1	9	39
Maděra, Martin	3 : 2	8	47
Lahučký, Tomáš	3 : 3	-7	40
Lebl, Kryštof	5 : 2	12	52
Petr, Patrik	2 : 4	-6	46
Sládek, Jakub	3 : 3	-3	43
Černocho, Miroslav	3 : 3	-5	38
Růžička, Tomáš	4 : 3	-1	37
Klazar, Matyáš	6 : 1	7	44
Ženíšek, Martin	3 : 1	6	50
Krejza, Aleš	2 : 1	-2	48
Matýsek, Jakub	5 : 1	8	56
Holub, Petr	5 : 1	3	59
Kubica, Miloslav	5 : 4	1	60
Целуйко, Артём	7 : 4	5	65
Kraus, Vladimír	7 : 3	4	69
Hermansson, Gustaf	4 : 0	6	75
Hermansson, Gustaf	6 : 2	7	82
Hermansson, Gustaf	6 : 2	5	87
Hermansson, Gustaf	3 : 4	-9	78
Hermansson, Gustaf	4 : 1	5	83
Naglis, Edgars	3 : 0	10	93
Naglis, Edgars	2 : 5	-11	82
Naglis, Edgars	3 : 6	-10	72
Naglis, Edgars	4 : 5 SD	0	72
Naglis, Edgars	5 : 1	9	81
Naglis, Edgars	3 : 4	-5	76

## Nechutný, Hynek

The Glicko value of Hynek has changed from 1,695 to 1,587. The RD changed from 98 to 62 and the volatility from 38.033 to 37.132.

Hynek has played 34 games. Of these, 12 are wins (of which 3 narrow wins), 4 are draws and 18 are defeats (of which 3 narrow defeats). Hynek has scored 72 goals (2.12 per game, the median was 2.0). Hynek has received 96 goals (2.82 per game, the median was 2.0). The highest win was with 5 goals difference. The highest loss was with 6 goals difference.

### Series

The longest winning streak lasted 3 games. The longest losing streak lasted 6 games. The longest streak without a win lasted 6 games. The longest streak without a loss lasted 5 games.

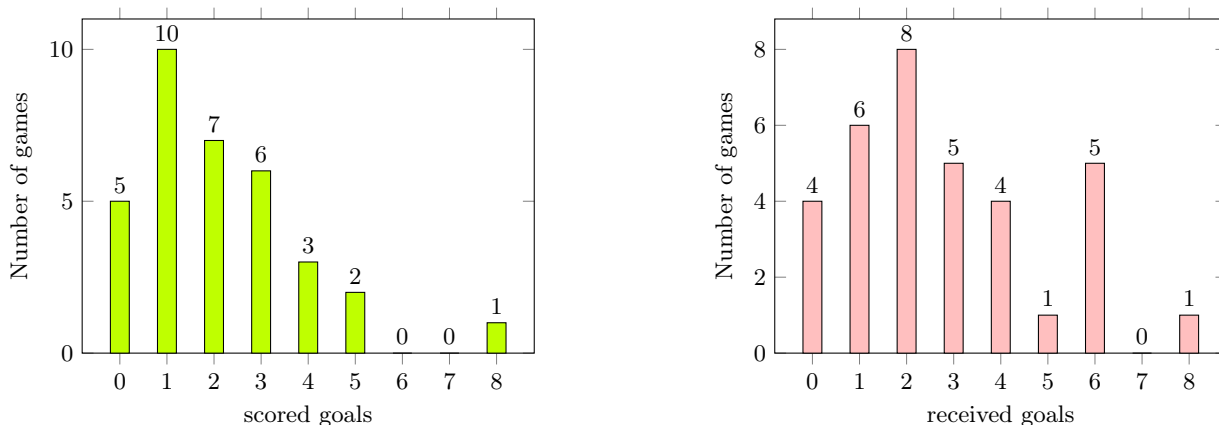


Figure 62: Number of games with goals scored and goals received by Hynek

Table 67: Games of Hynek

Player	Result	$\Delta$ Glicko	$\Sigma(\Delta$ Glicko)
Gripp, Gunnar	2 : 1	7	
Caics, Edgars	1 : 6	-2	5
Вербицкий, Микола	0 : 0	6	11
Remeika, Žygimantas	1 : 3	-12	-1
Šmíd, David	0 : 2	-7	-8
Moravec St., Martin	3 : 1	8	0
Larsson, Emil	1 : 4	-7	-7
Boštk, Michal	1 : 6	-7	-14
Herold, Kryštof	1 : 4	-9	-23
Dvořáček, David	1 : 6	-9	-32
Кондрашевський, Любомир	1 : 5	-21	-53
Naglis, Kristaps	2 : 6	-4	-57
Nádvorník, Vít	8 : 3	2	-55
Marek, František	0 : 3	-20	-75
Kurka, Josef	3 : 2	17	-58
Jež, Robert	1 : 6	-10	-68
Herold, Adam	2 : 8	-15	-83
Remeika, Gintautas	0 : 1	-6	-89
Pohořalý, Pavel	0 : 3	-14	-103
Hansson, Jan-Olof	2 : 2	-5	-108
Jerabek, Daniel	5 : 2	9	-99
Klazar, Petr	2 : 2	-8	-107
Vacke, Vojtěch	3 : 3	-7	-114
Hrnčář, Radek	4 : 0	8	-106
Sedláček, Josef	2 : 4	-13	-119

Table 67: (Continuation)

Player	Result	$\Delta$ Glicko	$\Sigma(\Delta$ Glicko)
Moravec ml., Michael	1 : 2	-7	-126
Herold, Adam	3 : 1	14	-112
Разкевич, Михайло	2 : 4	-9	-121
Werner, Filip	5 : 0	1	-120
Kasnar, Vojtěch	3 : 1	3	-117
Zemņickis, Jānis	4 : 1	8	-109
Moravec St., Martin	1 : 2	-9	-118
Tabara, Oliver	4 : 0	9	-109
Saulītis, Renārs	3 : 2	1	-108

## Nilsson, Eddie

The Glicko value of Eddie has changed from 2,232 to 2,203. The RD changed from 55 to 51 and the volatility from 31.745 to 31.358.

Eddie has played 52 games. Of these, 36 are wins (of which 2 narrow wins), 8 are draws (of which 2 went to extra time) and 8 are defeats (of which 3 narrow defeats). Eddie has scored 256 goals (4.92 per game, the median was 5.0), plus none in 2 overtimes. Eddie has received 108 goals (2.08 per game, the median was 2.0), also 2 in 2 overtimes. The highest win was with 18 goals difference. The highest loss was with 5 goals difference.

### Series

The longest winning streak lasted 15 games. The longest streak without a win lasted 3 games. The longest streak without a loss lasted 22 games.

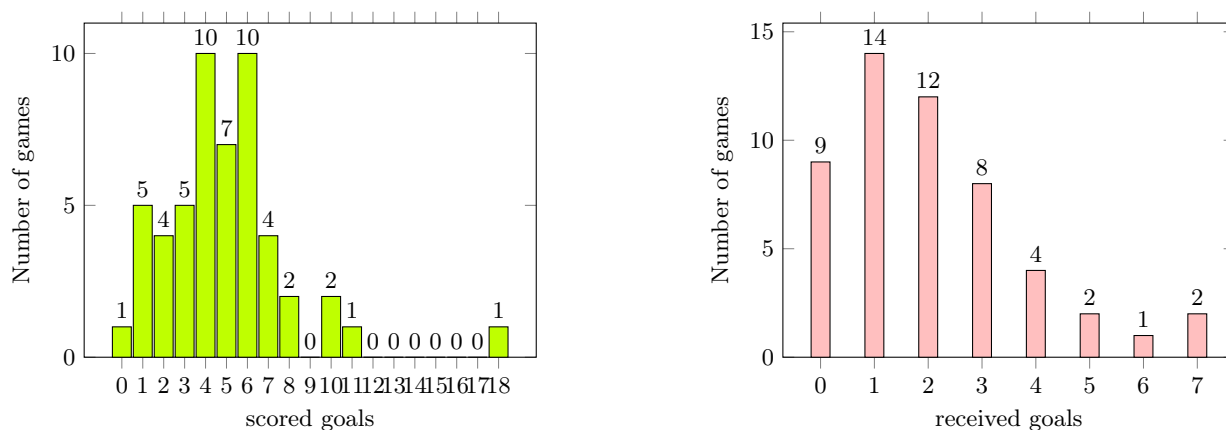


Figure 63: Number of games with goals scored and goals received by Eddie

Table 68: Games of Eddie

Player	Result	$\Delta\text{Glicko}$	$\Sigma(\Delta\text{Glicko})$
Hermansson, Gustaf	1 : 2	-10	
Reķis, Jēkabs	2 : 3	-7	-17
Pikl, Václav	7 : 3	2	-15
Nádvorník, Martin	18 : 0	0	-15
Kopřiva, Adam	6 : 1	3	-12
Jerabek, Daniel	7 : 0	0	-12
Janouškovec, Jan	10 : 2	1	-11
Remeika, Gintautas	11 : 3	0	-11
Thomas, Simon	6 : 1	2	-9
Janouškovec, Pavel	5 : 0	0	-9
Príhoda, Ludek	8 : 1	1	-8
Hrnčář, Radek	7 : 0	0	-8
Kraus, Vojtěch	3 : 1	2	-6
Kahoun ml., Tomáš	6 : 2	2	-4
Saulītis, Mikus	5 : 2	3	-1
Fuchs, Petr	6 : 0	2	1
Tabara, Oskar	10 : 1	0	1
Lasmanis, Gints	5 : 5	-3	-2
Ležák, Matej	4 : 1	4	2
Маганцев, Евгений	4 : 2	7	9

Table 68: (Continuation)

Player	Result	$\Delta$ Glicko	$\Sigma(\Delta$ Glicko)
Henttonen, Ville	4 : 1	2	11
Božič, Anže	4 : 0	3	14
Naglis, Edgars	5 : 4	1	15
Nilsson, Henrik	4 : 0	3	18
Стороженко, Гліб	1 : 3	-14	4
Kalniņš, Sandis	1 : 2	-9	-5
Kobrlc, Michal	4 : 4	-3	-8
Rjavec, Bernard	5 : 1	3	-5
Vomáčka, Jonáš	2 : 2	-7	-12
Bucek, Tomáš	7 : 3	2	-10
Månsson, Truls	3 : 0	3	-7
Šurýn, Antonín	8 : 2	1	-6
Touš, Michal	3 : 3	-6	-12
Pommerenke, Ralph	5 : 1	1	-11
Karlsson, Bie	6 : 2	2	-9
Dion, Till	1 : 1	-6	-15
Škrlep, Nejc	3 : 3	-6	-21
Černoch, Miroslav	5 : 1	2	-19
Černoch, Miroslav	4 : 2	3	-16
Černoch, Miroslav	0 : 5	-14	-30
Černoch, Miroslav	6 : 0	3	-27
Černoch, Miroslav	4 : 1	3	-24
Larsson, Emil	2 : 3 SD	-4	-28
Larsson, Emil	6 : 4	4	-24
Larsson, Emil	6 : 1	4	-20
Larsson, Emil	6 : 2	4	-16
Larsson, Emil	2 : 1	0	-16
Caics, Edgars	4 : 5 SD	0	-16
Caics, Edgars	3 : 7	-7	-23
Caics, Edgars	6 : 3	8	-15
Caics, Edgars	4 : 7	-8	-23
Caics, Edgars	1 : 6	-6	-29

## Nilsson, Henrik

The Glicko value of Henrik has changed from 1,952 to 1,930. The RD changed from 100 to 62 and the volatility from 42.072 to 40.578.

Henrik has played 37 games. Of these, 17 are wins (of which 4 narrow wins), 8 are draws and 12 are defeats (of which 6 narrow defeats). Henrik has scored 123 goals (3.32 per game, the median was 3.0). Henrik has received 90 goals (2.43 per game, the median was 2.0). The highest win was with 8 goals difference. The highest loss was with 4 goals difference.

### Series

The longest winning streak lasted 3 games. There were 3 longest winning streaks. The longest losing streak lasted 3 games. The longest streak without a win lasted 6 games. The longest streak without a loss lasted 9 games.

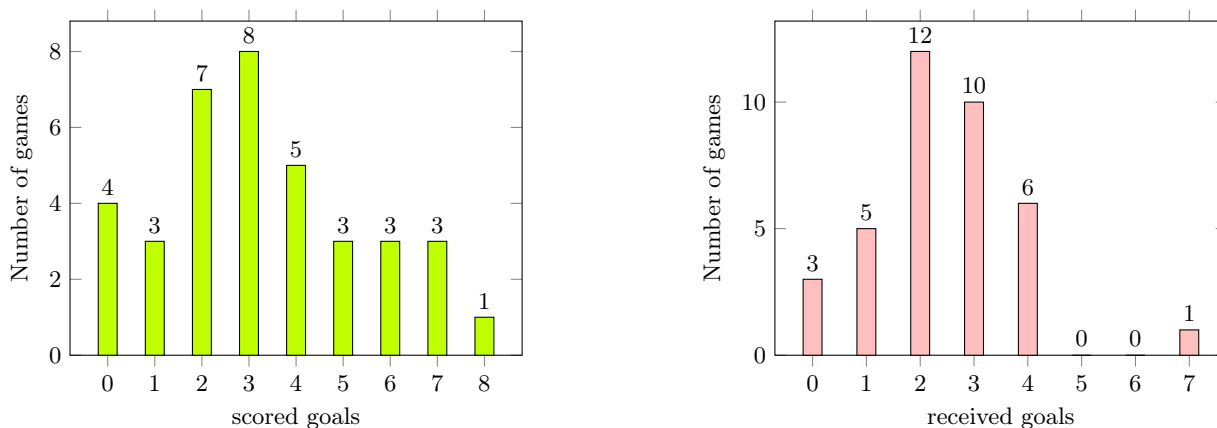


Figure 64: Number of games with goals scored and goals received by Henrik

Table 69: Games of Henrik

Player	Result	$\Delta\text{Glicko}$	$\Sigma(\Delta\text{Glicko})$
Månsson, Truls	0 : 1	-12	
Kadlec, Daniel	7 : 3	1	-11
Vomáčka, Roman	4 : 2	4	-7
Bucek, Tomáš	5 : 0	19	12
Kobrlé, Michal	5 : 7	-13	-1
Vacke, Vojtěch	7 : 2	2	1
Stanzelova, Vera	8 : 0	1	2
Rjavec, Bernard	6 : 2	18	20
Naglis, Edgars	3 : 3	9	29
Moravec ml., Michael	6 : 0	2	31
Стороженко, Гліб	2 : 2	-2	29
Hansson, Jan-Olof	3 : 2	-8	21
Lopaur, Zdeněk	4 : 2	11	32
Vomáčka, Jonáš	5 : 4	0	32
Šurýn, Antonín	0 : 2	-26	6
Kalniņš, Sandis	1 : 1	-1	5
Zupančič, Domen	4 : 1	3	8
Pikl, Václav	1 : 1	-6	2
Kahoun ml., Tomáš	7 : 3	12	14
Kopřiva, Adam	4 : 2	9	23

Table 69: (Continuation)

Player	Result	$\Delta$ Glicko	$\Sigma(\Delta$ Glicko)
Kraus, Vojtěch	2 : 4	-21	2
Fuchs, Petr	4 : 2	13	15
Hermansson, Gustaf	3 : 3	-2	13
Nilsson, Eddie	0 : 4	-5	8
Saulītis, Mikus	2 : 2	1	9
Thomas, Simon	2 : 4	-18	-9
Reķis, Jēkabs	2 : 3	-2	-11
Škrlep, Nejc	3 : 3	-3	-14
Touš, Michal	6 : 3	10	-4
Pommerenke, Ralph	3 : 4	-12	-16
Karlsson, Bie	3 : 3	-5	-21
Dion, Till	3 : 2	6	-15
Ležík, Matej	1 : 4	-9	-24
Lasmanis, Gints	0 : 1	0	-24
Božič, Anže	2 : 3	-4	-28
Henttonen, Ville	3 : 2	6	-22
Матанцев, Евгений	2 : 3	0	-22

## Nádvorník, Martin

The Glicko value of Martin has changed from 1,175 to 1,168. The RD changed from 241 to 88 and the volatility from 60.000 to 58.075.

Martin has played 39 games. Of these, 10 are wins (of which 3 narrow wins), 2 are draws and 27 are defeats (of which 7 narrow defeats). Martin has scored 88 goals (2.26 per game, the median was 2.0). Martin has received 197 goals (5.05 per game, the median was 4.0). The highest win was with 5 goals difference. The highest loss was with 18 goals difference.

### Series

The longest winning streak lasted 4 games. The longest losing streak lasted 13 games. The longest streak without a win lasted 13 games. The longest streak without a loss lasted 4 games.

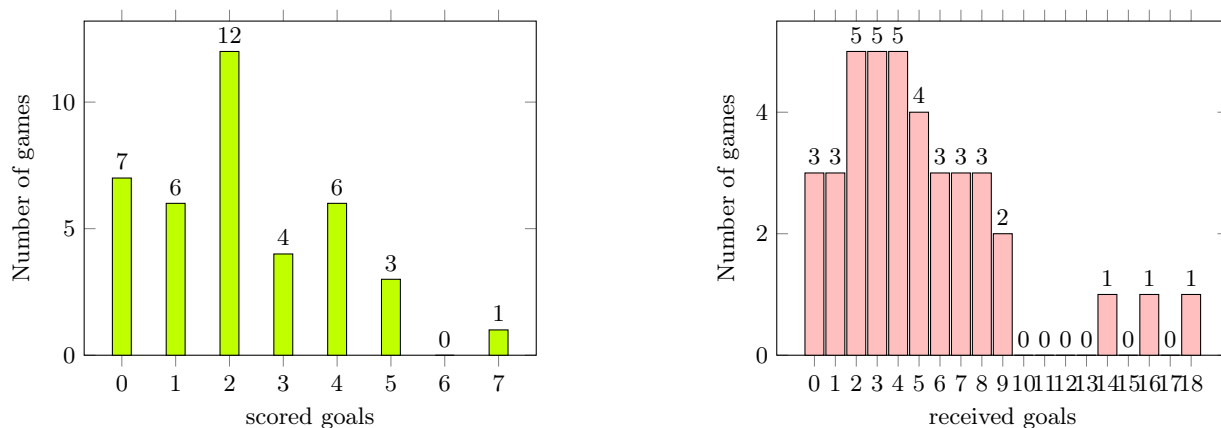


Figure 65: Number of games with goals scored and goals received by Martin

Table 70: Games of Martin

Player	Result	$\Delta$ Glicko	$\Sigma(\Delta$ Glicko)
Kraus, Vojtěch	2 : 9	-13	
Kahoun ml., Tomáš	2 : 7	-6	-19
Saulītis, Mikus	0 : 6	-3	-22
Nilsson, Eddie	0 : 18	-1	-23
Fuchs, Petr	3 : 8	-4	-27
Tabara, Oskar	4 : 5	20	-7
Janouškovec, Pavel	3 : 2	84	77
Príhoda, Ludek	2 : 4	-15	62
Hrnčář, Radek	1 : 6	-37	25
Kopřiva, Adam	0 : 9	-4	21
Jerabek, Daniel	3 : 5	-28	-7
Janouškovec, Jan	0 : 14	-10	-17
Remeika, Gintautas	1 : 8	-7	-24
Thomas, Simon	0 : 7	-3	-27
Hermansson, Gustaf	0 : 4	-1	-28
Reķis, Jēkabs	0 : 16	-1	-29
Pikl, Václav	2 : 8	-2	-31
Gripp, Gunnar	1 : 7	-8	-39
Bernhauser, Erik	3 : 5	-16	-55
Pošk, Vojtěch	2 : 3	-52	-107

Table 70: (Continuation)

Player	Result	$\Delta$ Glicko	$\Sigma(\Delta$ Glicko)
Nádvořník, Vít	7 : 4	34	-73
Kubáč, Jiří	2 : 3	-47	-120
Chlebo, Ondřej	2 : 2	13	-107
Pernica, Vít	5 : 6	6	-101
Stanzelova, Vera	2 : 3	-8	-109
Pošík ml., Jiří	4 : 2	6	-103
Kadlec, Daniel	1 : 2	3	-100
Janouškovec, Pavel	1 : 1	17	-83
Gripp, Gunnar	2 : 4	-4	-87
Bernhauser, Erik	2 : 1	40	-47
Pošík, Vojtěch	4 : 2	15	-32
Nádvořník, Vít	5 : 0	11	-21
Kubáč, Jiří	4 : 0	3	-18
Chlebo, Ondřej	1 : 3	-22	-40
Pernica, Vít	2 : 3	2	-38
Stanzelova, Vera	5 : 4	13	-25
Pošík ml., Jiří	4 : 0	2	-23
Kadlec, Daniel	4 : 1	32	9
Janouškovec, Pavel	2 : 5	-16	-7

## Nádvorník, Vít

The Glicko value of Vít has changed from 900 to 895. The RD changed from 339 to 106 and the volatility from 60.000 to 57.696.

Vít has played 39 games. Of these, 5 are wins (of which 1 narrow wins), 1 are draws and 33 are defeats (of which 3 narrow defeats). Vít has scored 75 goals (1.92 per game, the median was 2.0). Vít has received 240 goals (6.15 per game, the median was 7.0). The highest win was with 4 goals difference. The highest loss was with 10 goals difference.

### Series

The longest losing streak lasted 19 games. The longest streak without a win lasted 21 games.

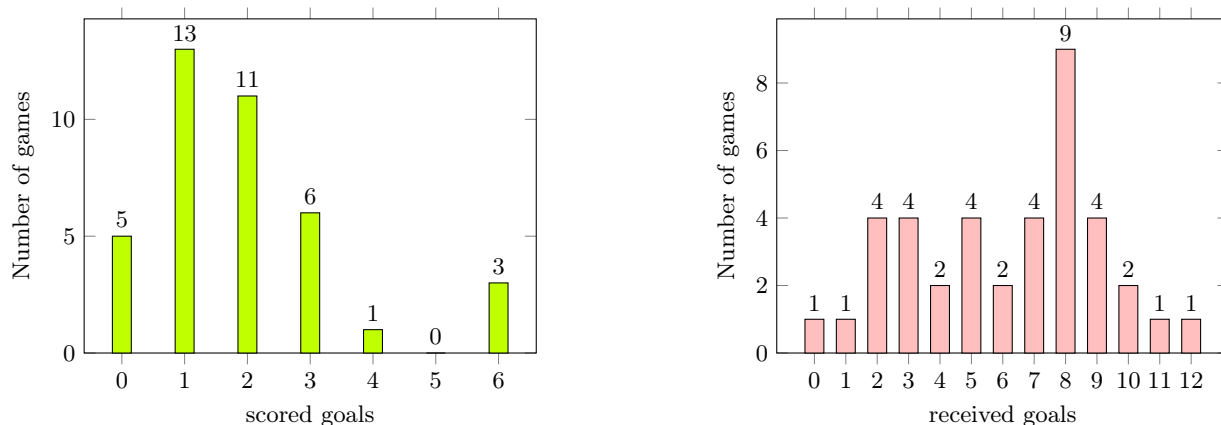


Figure 66: Number of games with goals scored and goals received by Vít

Table 71: Games of Vít

Player	Result	$\Delta$ Glicko	$\Sigma(\Delta$ Glicko)
Herold, Kryštof	1 : 8	-2	
Gripp, Gunnar	1 : 8	-10	-12
Saics, Edgars	1 : 9	0	-12
Вербицкий, Микола	1 : 2	145	133
Remeika, Žygmantas	1 : 9	-4	129
Šmíd, David	1 : 8	-3	126
Moravec St., Martin	2 : 5	-43	83
Larsson, Emil	2 : 10	-2	81
Boštk, Michal	3 : 9	-1	80
Herold, Adam	0 : 6	-13	67
Dvořáček, David	3 : 10	-2	65
Кондрашевський, Любомир	2 : 11	-9	56
Naglis, Kristaps	2 : 12	-1	55
Nechutný, Hynek	3 : 8	-7	48
Marek, František	1 : 8	-8	40
Kurka, Josef	2 : 5	-3	37
Jež, Robert	2 : 8	-2	35
Janouškovec, Pavel	2 : 3	50	85
Pernica, Vít	1 : 4	-28	57
Stanzelova, Vera	2 : 2	50	107
Nádvorník, Martin	4 : 7	-64	43
Pošik ml., Jiří	6 : 2	25	68
Kadlec, Daniel	3 : 5	-19	49
Gripp, Gunnar	0 : 8	-3	46
Bernhauser, Erik	1 : 7	-7	39

Table 71: (Continuation)

Player	Result	$\Delta$ Glicko	$\Sigma(\Delta$ Glicko)
Pošík, Vojtěch	0 : 1	-21	18
Kubáč, Jiří	6 : 3	21	39
Chlebo, Ondřej	2 : 7	-20	19
Janouškovec, Pavel	1 : 3	-11	8
Pernica, Vít	1 : 8	-6	2
Stanzelova, Vera	1 : 7	-16	-14
Nádvorník, Martin	0 : 5	-15	-29
Pošík ml., Jiří	3 : 0	12	-17
Kadlec, Daniel	2 : 9	-7	-24
Gripp, Gunnar	1 : 6	-1	-25
Bernhauser, Erik	0 : 8	-2	-27
Pošík, Vojtěch	3 : 2	20	-7
Kubáč, Jiří	6 : 3	10	3
Chlebo, Ondřej	2 : 4	-8	-5

## Pala, Aleš

The Glicko value of Aleš has changed from 1,572 to 1,543. The RD changed from 106 to 69 and the volatility from 55.524 to 54.622.

Aleš has played 34 games. Of these, 10 are wins (of which 1 narrow wins), 2 are draws and 22 are defeats (of which 5 narrow defeats). Aleš has scored 99 goals (2.91 per game, the median was 2.5). Aleš has received 140 goals (4.12 per game, the median was 4.0). The highest win was with 7 goals difference. The highest loss was with 9 goals difference.

## Series

The longest losing streak lasted 7 games. The longest streak without a win lasted 7 games.

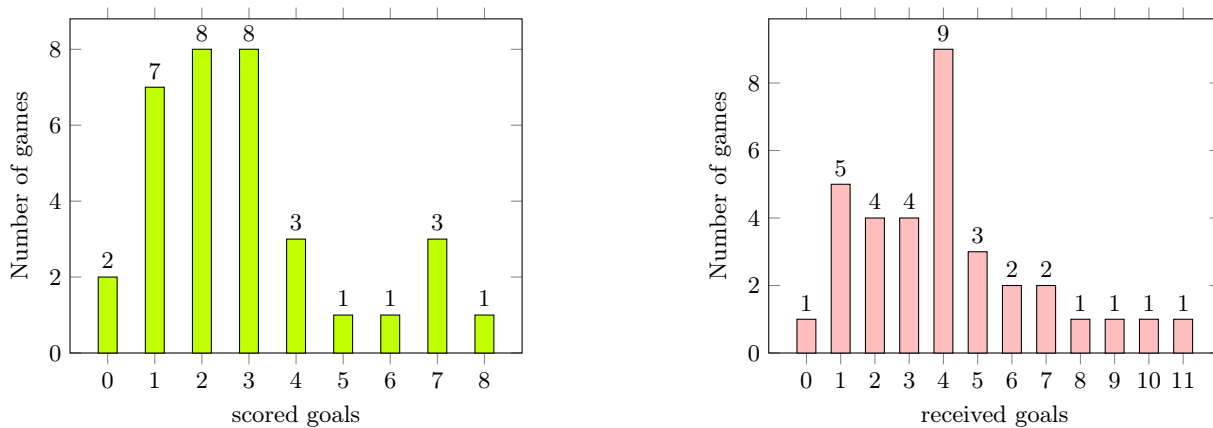


Figure 67: Number of games with goals scored and goals received by Aleš

Table 72: Games of Aleš

Player	Result	$\Delta$ Glicko	$\Sigma(\Delta$ Glicko)
Pošik, Vojtěch	7 : 0	3	
Maděra, Martin	1 : 6	-3	0
Werner, Filip	7 : 1	1	1
Krejza, Aleš	1 : 7	-14	-13
Sládek, Jakub	0 : 4	-5	-18
Klazar, Matyáš	3 : 4	7	-11
Zemņickis, Jānis	3 : 1	24	13
Ševr, Miloš	8 : 9	-4	9
Dion, Martin	1 : 4	-15	-6
Petr, Patrik	3 : 11	-1	-7
Lahučký, Tomáš	1 : 5	-10	-17
Černoch, Miroslav	5 : 3	42	25
Saulītis, Renārs	2 : 3	-24	1
Ženišek, Martin	7 : 2	38	39
Lebl, Kryštof	3 : 5	-4	35
Chlebo, Ondřej	6 : 2	4	39
Růžička, Tomáš	1 : 5	-12	27
Gripp, Annika	3 : 3	2	29
Zupančič, Domen	1 : 4	-24	5
Príhoda, Ludek	4 : 4	3	8
Holub, Lukáš	2 : 4	-21	-13
Vomáčka, Roman	3 : 1	18	5
Tabara, Oskar	0 : 1	-10	-5
Vácha, Jiří	2 : 6	-8	-13
Lopaur, Zdeněk	2 : 4	-7	-20

Table 72: (Continuation)

Player	Result	$\Delta$ Glicko	$\Sigma(\Delta$ Glicko)
Janouškovec, Jan	2 : 4	-11	-31
Kurzemnieks, Krišjānis	2 : 3	-3	-34
Marek, František	2 : 4	-12	-46
Hudec, Karol	2 : 7	-8	-54
Dion, Martin	4 : 2	21	-33
Kurka, Josef	4 : 8	-8	-41
Gruncl, Ondřej	3 : 1	12	-29
Ševr, Miloš	1 : 10	-8	-37
Кондрашевський, Любомир	3 : 2	8	-29

## Pernica, Vít

The Glicko value of Vít has changed from 1,407 to 1,353. The RD changed from 106 to 72 and the volatility from 57.680 to 55.281.

Vít has played 43 games. Of these, 19 are wins (of which 4 narrow wins), 1 are draws and 23 are defeats (of which 1 narrow defeats). Vít has scored 166 goals (3.86 per game, the median was 3.0). Vít has received 162 goals (3.77 per game, the median was 4.0). The highest win was with 16 goals difference. The highest loss was with 9 goals difference.

### Series

The longest winning streak lasted 8 games. The longest losing streak lasted 6 games. The longest streak without a win lasted 6 games. The longest streak without a loss lasted 9 games.

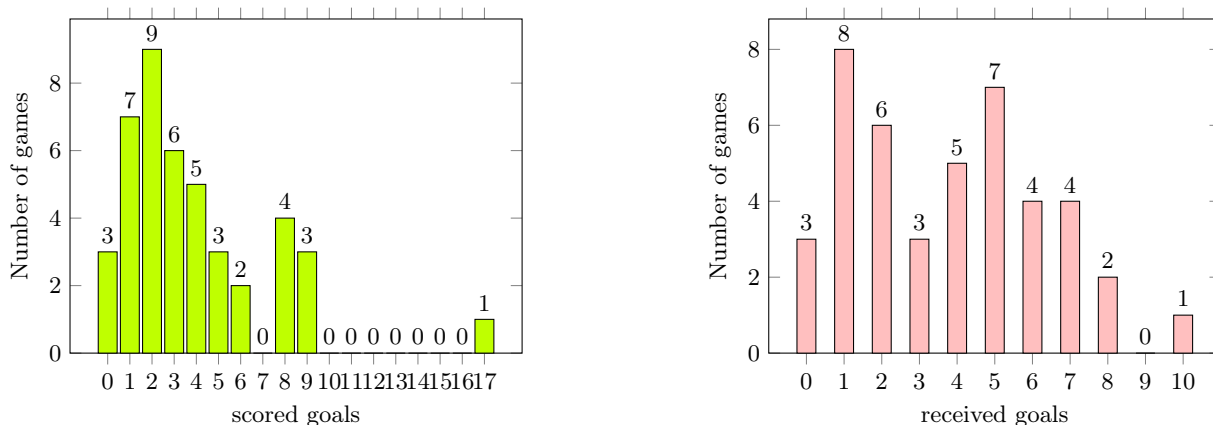


Figure 68: Number of games with goals scored and goals received by Vít

Table 73: Games of Vít

Player	Result	$\Delta$ Glicko	$\Sigma(\Delta$ Glicko)
Lasmanis, Gints	1 : 6	-2	
Klazar, Petr	2 : 3	-15	-17
Henttonen, Ville	1 : 7	-3	-20
Dion, Till	3 : 8	-3	-23
Vácha, Jiří	2 : 6	-7	-30
Pošík ml., Jiří	9 : 0	2	-28
Škrlep, Nejc	1 : 10	-4	-32
Pohořalý, Pavel	2 : 6	-14	-46
Матанцев, Евгений	0 : 7	-1	-47
Karlsson, Bie	3 : 5	-3	-50
Božič, Anže	2 : 5	-2	-52
Gripp, Annika	3 : 5	-8	-60
Holub, Lukáš	4 : 3	26	-34
Pommerenke, Ralph	2 : 4	-6	-40
Sedláček, Josef	0 : 4	-9	-49
Touš, Michal	0 : 5	-2	-51
Ležík, Matej	4 : 7	-2	-53
Pošík, Vojtěch	9 : 2	3	-50
Nádvorník, Vít	4 : 1	6	-44
Kubáč, Jiří	8 : 1	1	-43
Chlebo, Ondřej	3 : 2	3	-40
Gripp, Gunnar	1 : 4	-9	-49
Bernhauser, Erik	1 : 8	-15	-64
Nádvorník, Martin	6 : 5	-3	-67
Pošík ml., Jiří	5 : 0	1	-66

Table 73: (Continuation)

Player	Result	$\Delta$ Glicko	$\Sigma(\Delta$ Glicko)
Kadlec, Daniel	4 : 1	18	-48
Janouškovec, Pavel	2 : 0	16	-32
Stanzelova, Vera	8 : 2	8	-24
Pošík, Vojtěch	17 : 1	4	-20
Nádvorník, Vít	8 : 1	3	-17
Kubáč, Jiří	8 : 1	0	-17
Chlebo, Ondřej	2 : 2	-9	-26
Gripp, Gunnar	2 : 5	-7	-33
Bernhauser, Erik	4 : 6	-13	-46
Nádvorník, Martin	3 : 2	-1	-47
Pošík ml., Jiří	6 : 1	0	-47
Kadlec, Daniel	5 : 3	15	-32
Janouškovec, Pavel	5 : 2	11	-21
Stanzelova, Vera	1 : 4	-25	-46
Bernhauser, Erik	2 : 7	-10	-56
Bernhauser, Erik	3 : 5	-9	-65
Bernhauser, Erik	9 : 1	20	-45
Bernhauser, Erik	1 : 4	-9	-54

## Petr, Patrik

The Glicko value of Patrik has changed from 2,252 to 2,261. The RD changed from 55 to 50 and the volatility from 25.762 to 25.524.

Patrik has played 51 games. Of these, 43 are wins (of which 3 narrow wins), 2 are draws and 6 are defeats (of which 2 narrow defeats). Patrik has scored 277 goals (5.43 per game, the median was 5.0). Patrik has received 117 goals (2.29 per game, the median was 2.0). The highest win was with 12 goals difference. The highest loss was with 6 goals difference.

### Series

The longest winning streak lasted 21 games. The longest losing streak lasted 3 games. The longest streak without a win lasted 3 games. The longest streak without a loss lasted 32 games.

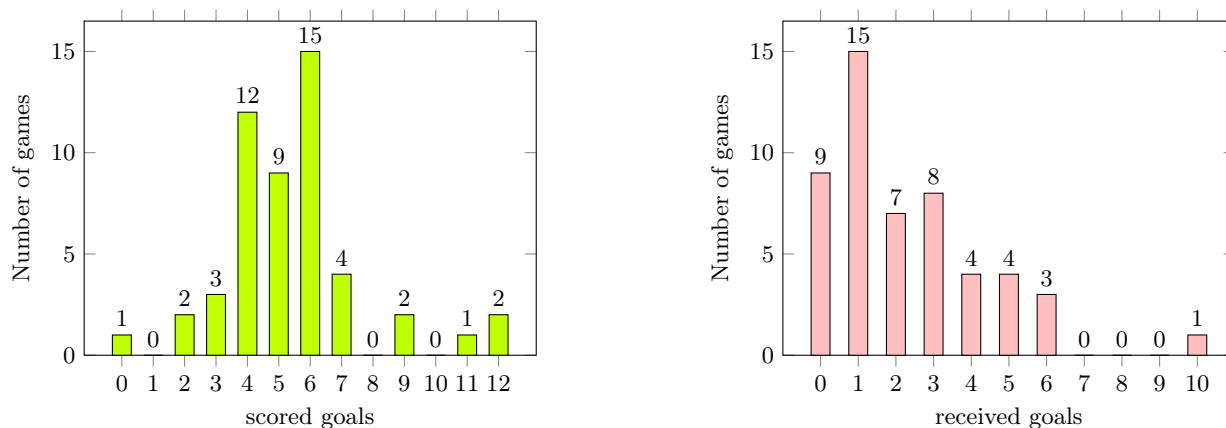


Figure 69: Number of games with goals scored and goals received by Patrik

Table 74: Games of Patrik

Player	Result	$\Delta$ Glicko	$\Sigma(\Delta$ Glicko)
Maděra, Martin	3 : 3	-4	
Werner, Filip	9 : 0	0	-4
Krejza, Aleš	3 : 2	-3	-7
Sládek, Jakub	7 : 4	3	-4
Klazar, Matyáš	6 : 1	2	-2
Zemņickis, Jānis	6 : 1	1	-1
Ševr, Miloš	4 : 1	0	-1
Dion, Martin	7 : 1	1	0
Pošík, Vojtěch	6 : 0	0	0
Pala, Aleš	11 : 3	1	1
Lahučký, Tomáš	5 : 5	-8	-7
Černoch, Miroslav	5 : 1	4	-3
Saulītis, Renārs	6 : 1	0	-3
Ženíšek, Martin	7 : 2	2	-1
Lebl, Kryštof	6 : 4	4	3
Chlebo, Ondřej	12 : 0	0	3
Růžička, Tomáš	9 : 1	1	4
Jež, Robert	4 : 0	1	5
Remeika, Žygimantas	6 : 5	-3	2
Dvořáček, David	4 : 2	2	4

Table 74: (Continuation)

Player	Result	$\Delta$ Glicko	$\Sigma(\Delta$ Glicko)
Вербицкий, Микола	7 : 1	1	5
Herold, Kryštof	4 : 1	2	7
Caics, Edgars	3 : 2	4	11
Voštk, Michal	12 : 5	3	14
Šmíd, David	4 : 1	2	16
Naglis, Kristaps	4 : 2	4	20
Larsson, Emil	6 : 3	3	23
Kubica, Miloslav	6 : 0	2	25
Целуйко, Арём	5 : 1	1	26
Kraus, Vladimír	6 : 3	1	27
Matýsek, Jakub	5 : 3	3	30
Holub, Petr	6 : 1	0	30
Kalniņš, Rainers	4 : 10	-6	24
Chylík ml., Jiří	5 : 2	4	28
Plešák, Pavel	6 : 2	2	30
Kimberg, Anton	4 : 0	2	32
Matýsek, Daniel	6 : 4	1	33
Månsson, Truls	4 : 0	2	35
Månsson, Truls	5 : 3	2	37
Månsson, Truls	4 : 1	2	39
Månsson, Truls	6 : 1	2	41
Ležík, Matej	5 : 3	2	43
Ležík, Matej	4 : 0	3	46
Ležík, Matej	5 : 0	2	48
Ležík, Matej	2 : 5	-12	36
Ležík, Matej	6 : 1	3	39
Reķis, Jēkabs	2 : 3	-7	32
Reķis, Jēkabs	4 : 6	-11	21
Reķis, Jēkabs	0 : 6	-10	11
Reķis, Jēkabs	6 : 4	4	15
Reķis, Jēkabs	5 : 6	-6	9

## Pikl, Václav

The Glicko value of Václav has changed from 1,922 to 1,802. The RD changed from 83 to 56 and the volatility from 26.885 to 26.585.

Václav has played 37 games. Of these, 9 are wins (of which 4 narrow wins), 10 are draws and 18 are defeats (of which 2 narrow defeats). Václav has scored 77 goals (2.08 per game, the median was 1.0). Václav has received 110 goals (2.97 per game, the median was 3.0). The highest win was with 6 goals difference. The highest loss was with 6 goals difference.

### Series

The longest winning streak lasted 3 games. The longest losing streak lasted 5 games. The longest streak without a win lasted 9 games. The longest streak without a loss lasted 5 games.

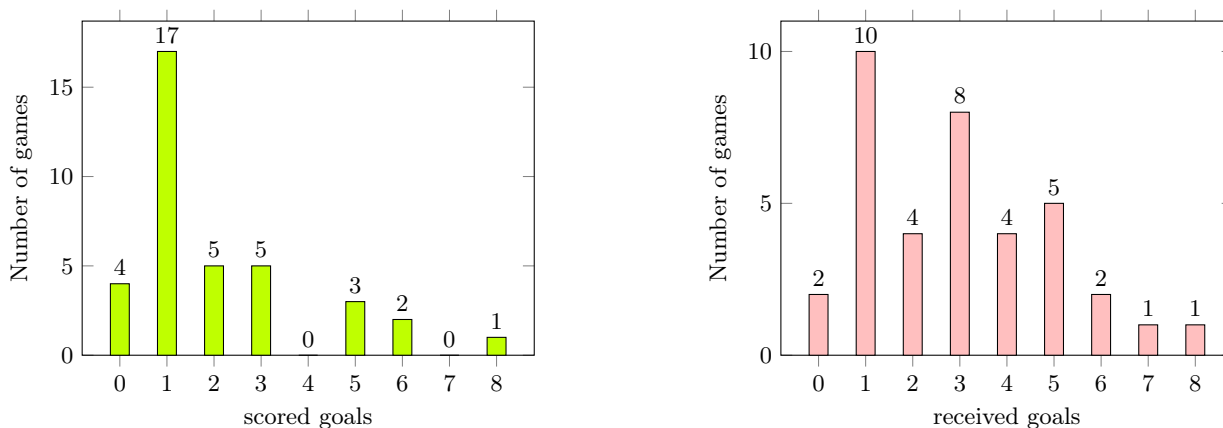


Figure 70: Number of games with goals scored and goals received by Václav

Table 75: Games of Václav

Player	Result	$\Delta$ Glicko	$\Sigma(\Delta$ Glicko)
Kahoun ml., Tomáš	0 : 3	-22	
Saulītis, Mikus	1 : 4	-16	-38
Nilsson, Eddie	3 : 7	-4	-42
Fuchs, Petr	1 : 1	2	-40
Tabara, Oskar	6 : 0	3	-37
Janouškovec, Pavel	1 : 1	-14	-51
Príhoda, Ludek	5 : 2	9	-42
Hrnčář, Radek	0 : 1	-21	-63
Kraus, Vojtěch	6 : 6	-4	-67
Jerabek, Daniel	5 : 4	-5	-72
Janouškovec, Jan	2 : 0	6	-66
Remeika, Gintautas	0 : 3	-22	-88
Thomas, Simon	1 : 5	-13	-101
Hermansson, Gustaf	1 : 5	-10	-111
Reķis, Jekabs	3 : 2	15	-96
Nádvořík, Martin	8 : 2	1	-95
Kopřiva, Adam	2 : 1	7	-88
Nilsson, Henrik	1 : 1	4	-84
Naglis, Edgars	3 : 8	-4	-88
Kobrlé, Michal	1 : 5	-4	-92

Table 75: (Continuation)

Player	Result	$\Delta$ Glicko	$\Sigma(\Delta$ Glicko)
Kalniņš, Sandis	0 : 6	-9	-101
Стороженко, Гліб	1 : 1	5	-96
Škrlep, Nejc	2 : 4	-11	-107
Touš, Michal	1 : 1	2	-105
Pommerenke, Ralph	5 : 2	8	-97
Karlsson, Bie	3 : 3	-1	-98
Dion, Till	3 : 3	3	-95
Ležik, Matej	2 : 1	9	-86
Матанцев, Евгений	1 : 3	-2	-88
Henttonen, Ville	1 : 5	-8	-96
Božič, Anže	1 : 3	-5	-101
Lasmanis, Gints	1 : 5	-3	-104
Šurýn, Antonín	1 : 3	-9	-113
Månsson, Truls	1 : 1	3	-110
Bucek, Tomáš	2 : 3	-3	-113
Vomáčka, Jonáš	1 : 1	0	-113
Rjavec, Bernard	1 : 4	-7	-120

## Plešák, Pavel

The Glicko value of Pavel has changed from 1,830 to 1,864. The RD changed from 50 to 45 and the volatility from 25.788 to 25.509.

Pavel has played 41 games. Of these, 18 are wins (of which 4 narrow wins), 8 are draws (one of which went to extra time) and 15 are defeats (of which 1 narrow defeats). Pavel has scored 136 goals (3.32 per game, the median was 2.0), plus none in overtime. Pavel has received 131 goals (3.20 per game, the median was 2.0), plus one in overtime. The highest win was with 13 goals difference. The highest loss was with 7 goals difference.

### Series

The longest winning streak lasted 4 games. The longest losing streak lasted 5 games. The longest streak without a win lasted 7 games. The longest streak without a loss lasted 6 games.

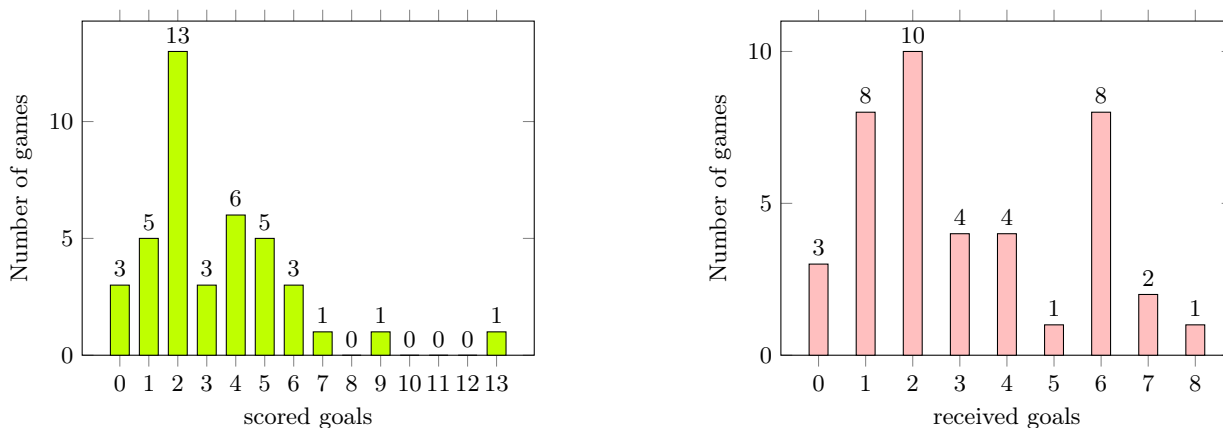


Figure 71: Number of games with goals scored and goals received by Pavel

Table 76: Games of Pavel

Player	Result	$\Delta$ Glicko	$\Sigma(\Delta$ Glicko)
Bernhauser, Erik	6 : 0	3	
Целуйко, Артём	5 : 2	6	9
Gruncl, Ondřej	5 : 1	1	10
Kurzemnieks, Krišjānis	3 : 2	0	10
Kubica, Miloslav	2 : 2	0	10
Kraus, Vladimír	5 : 8	-7	3
Kasnar, Vojtěch	9 : 3	1	4
Chylík ml., Jiří	6 : 2	11	15
Kimberg, Anton	2 : 6	-4	11
Tabara, Oliver	5 : 1	0	11
Matýsek, Jakub	2 : 2	3	14
Matýsek, Daniel	1 : 1	1	15
Kubáč, Jiří	13 : 0	0	15
Holub, Petr	2 : 6	-9	6
Kalniņš, Rainers	0 : 4	-1	5
Hudec, Karol	2 : 1	2	7
Разкевич, Михайло	4 : 2	3	10
Šmíd, David	2 : 3	-1	9
Naglis, Kristaps	0 : 6	-3	6
Larsson, Emil	2 : 4	-4	2

Table 76: (Continuation)

Player	Result	$\Delta$ Glicko	$\Sigma(\Delta$ Glicko)
Caics, Edgars	1 : 7	-1	1
Boštík, Michal	0 : 7	-3	-2
Krejza, Aleš	1 : 1	-1	-3
Černocho, Miroslav	1 : 1	2	-1
Růžička, Tomáš	3 : 1	5	4
Klazar, Matyáš	7 : 4	8	12
Ženíšek, Martin	2 : 6	-6	6
Вербицкий, Микола	2 : 1	2	8
Dvořáček, David	1 : 0	2	10
Remeika, Žygimantas	6 : 3	7	17
Jež, Robert	3 : 3	-1	16
Herold, Kryštof	5 : 2	6	22
Lahučký, Tomáš	4 : 2	6	28
Lebl, Kryštof	2 : 5	-3	25
Petr, Patrik	2 : 6	-1	24
Sládek, Jakub	4 : 2	8	32
Maděra, Martin	2 : 2	4	36
Матанцев, Евгений	4 : 6	-2	34
Матанцев, Евгений	2 : 6	-2	32
Матанцев, Евгений	4 : 5 SD	4	36
Матанцев, Евгений	4 : 6	-2	34

## Pohořalý, Pavel

The Glicko value of Pavel has changed from 1,610 to 1,627. The RD changed from 104 to 66 and the volatility from 48.005 to 46.586.

Pavel has played 37 games. Of these, 15 are wins (of which 0 narrow wins), 7 are draws (of which 2 went to extra time) and 15 are defeats (of which 5 narrow defeats). Pavel has scored 101 goals (2.73 per game, the median was 3.0), plus none in 2 overtimes. Pavel has received 113 goals (3.05 per game, the median was 3.0), also 2 in 2 overtimes. The highest win was with 4 goals difference. The highest loss was with 11 goals difference.

### Series

The longest winning streak lasted 4 games. There were 2 longest winning streaks. The longest streak without a win lasted 7 games. The longest streak without a loss lasted 4 games. There were 2 longest streaks without a loss.

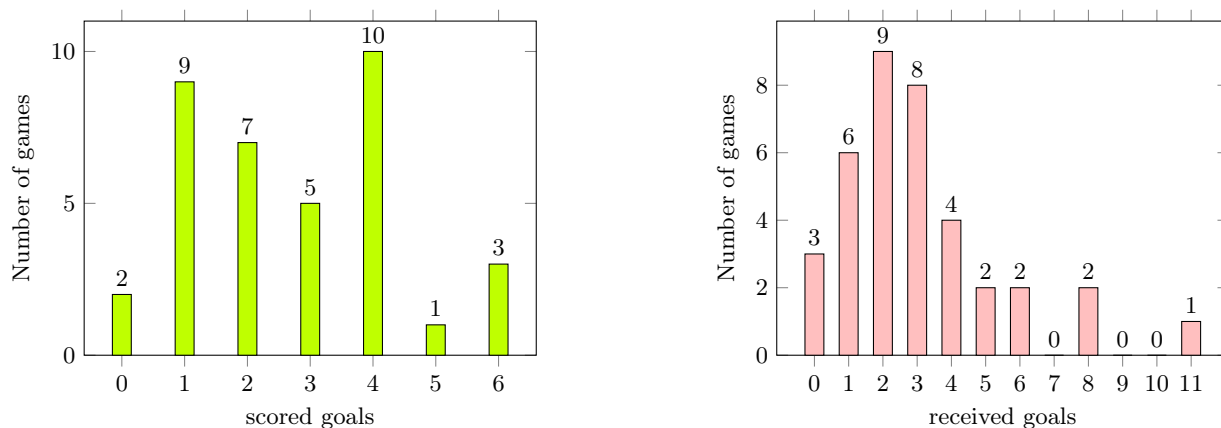


Figure 72: Number of games with goals scored and goals received by Pavel

Table 77: Games of Pavel

Player	Result	$\Delta\text{Glicko}$	$\Sigma(\Delta\text{Glicko})$
Karlsson, Bie	1 : 8	-12	
Božič, Anže	1 : 3	-6	-18
Gripp, Annika	1 : 1	4	-14
Holub, Lukáš	1 : 3	-36	-50
Pommerenke, Ralph	2 : 4	-13	-63
Sedláček, Josef	2 : 2	4	-59
Touš, Michal	2 : 3	5	-54
Pernica, Vít	6 : 2	11	-43
Ležík, Matej	0 : 6	-3	-46
Klazar, Petr	3 : 0	11	-35
Henttonen, Ville	1 : 6	-6	-41
Dion, Till	1 : 5	-5	-46
Vácha, Jiří	5 : 3	25	-21
Pošák ml., Jiří	4 : 1	0	-21
Škrlep, Nejc	6 : 4	31	10
Матанцев, Евгений	0 : 11	-2	8
Lasmanis, Gints	1 : 4	-3	5
Werner, Filip	4 : 2	3	8
Nechutný, Hynek	3 : 0	18	26
Kasnar, Vojtěch	4 : 1	4	30

Table 77: (Continuation)

Player	Result	$\Delta$ Glicko	$\Sigma(\Delta$ Glicko)
Zemņickis, Jānis	4 : 1	10	40
Moravec St., Martin	1 : 2	-15	25
Tabara, Oliver	3 : 1	7	32
Saulītis, Renārs	3 : 3	-8	24
Herold, Adam	2 : 2	1	25
Разкевич, Михайло	3 : 8	-15	10
Jerabek, Daniel	4 : 0	7	17
Klazar, Petr	2 : 2	-8	9
Vacke, Vojtěch	2 : 3	-15	-6
Hrnčář, Radek	6 : 3	8	2
Sedláček, Josef	4 : 2	13	15
Moravec ml., Michael	4 : 2	10	25
Remeika, Gintautas	4 : 2	12	37
Hansson, Jan-Olof	2 : 3	-13	24
Sedláček, Josef	4 : 5	-7	17
Sedláček, Josef	1 : 2 SD	0	17
Sedláček, Josef	4 : 5 SD	0	17

## Pommerenke, Ralph

The Glicko value of Ralph has changed from 1,733 to 1,741. The RD changed from 44 to 40 and the volatility from 18.135 to 18.052.

Ralph has played 37 games. Of these, 11 are wins (of which 5 narrow wins), 7 are draws and 19 are defeats (of which 5 narrow defeats). Ralph has scored 79 goals (2.14 per game, the median was 2.0). Ralph has received 110 goals (2.97 per game, the median was 3.0). The highest win was with 6 goals difference. The highest loss was with 7 goals difference.

### Series

The longest winning streak lasted 3 games. The longest losing streak lasted 3 games. There were 3 longest losing streaks. The longest streak without a win lasted 7 games. The longest streak without a loss lasted 5 games.

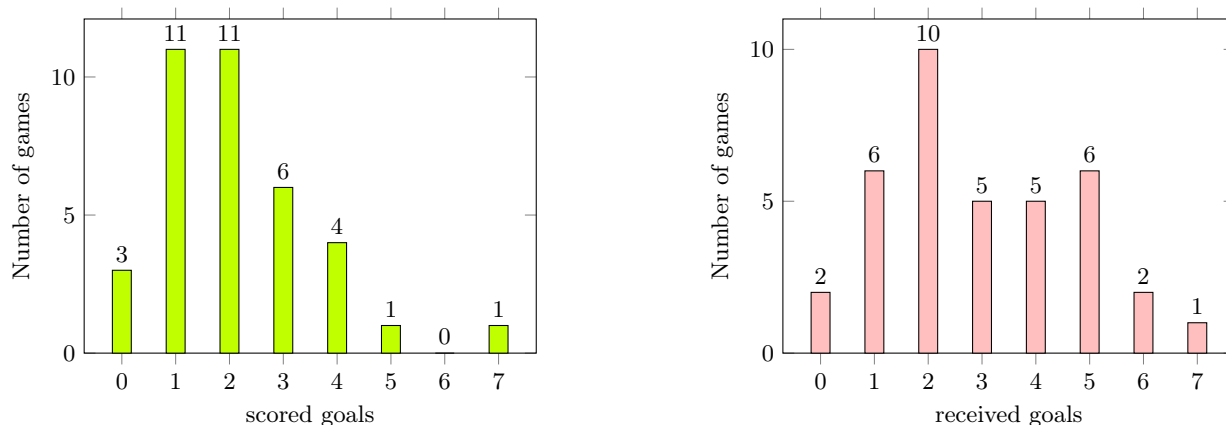


Figure 73: Number of games with goals scored and goals received by Ralph

Table 78: Games of Ralph

Player	Result	$\Delta$ Glicko	$\Sigma(\Delta$ Glicko)
Dion, Till	4 : 2	8	
Vácha, Jiří	2 : 4	-6	2
Pošik ml., Jiří	7 : 1	0	2
Škrlep, Nejc	1 : 2	-1	1
Pohořalý, Pavel	4 : 2	3	4
Маганцев, Евгений	5 : 5	4	8
Lasmanis, Gints	1 : 6	-1	7
Klazar, Petr	1 : 1	-4	3
Henttonen, Ville	2 : 2	2	5
Holub, Lukáš	1 : 2	-6	-1
Sedláček, Josef	1 : 0	1	0
Touš, Michal	1 : 3	-3	-3
Pernica, Vít	4 : 2	2	-1
Ležík, Matej	2 : 1	6	5
Karlsson, Bie	3 : 0	6	11
Božič, Anže	1 : 1	3	14
Gripp, Annika	3 : 1	4	18
Vomáčka, Jonáš	1 : 2	-2	16
Bucek, Tomáš	2 : 2	1	17
Månsson, Truls	0 : 7	-2	15
Šurýn, Antonín	3 : 4	-2	13
Rjavec, Bernard	0 : 4	-3	10
Kraus, Vojtěch	3 : 2	4	14
Fuchs, Petr	1 : 5	-3	11
Pikl, Václav	2 : 5	-4	7

Table 78: (Continuation)

Player	Result	$\Delta$ Glicko	$\Sigma(\Delta$ Glicko)
Kahoun ml., Tomáš	2 : 4	-4	3
Kopřiva, Adam	3 : 2	4	7
Kobrlé, Michal	2 : 4	-1	6
Naglis, Edgars	0 : 3	-1	5
Nilsson, Henrik	4 : 3	5	10
Стороженко, Гліб	2 : 5	-3	7
Kalniņš, Sandis	3 : 3	3	10
Saulītis, Mikus	2 : 5	-2	8
Nilsson, Eddie	1 : 5	-1	7
Hermansson, Gustaf	2 : 3	0	7
Reķis, Jēkabs	1 : 1	4	11
Thomas, Simon	2 : 6	-3	8

## Pošík ml., Jiří

The Glicko value of Jiří has changed from 575 to 564. The RD changed from 350 to 151 and the volatility from 60.000 to 58.938.

Jiří has played 39 games. Of these, 0 are wins (of which 0 narrow wins), 3 are draws and 36 are defeats (of which 1 narrow defeats). Jiří has scored 24 goals (.62 per game, the median was .0). Jiří has received 232 goals (5.95 per game, the median was 6.0). The highest loss was with 12 goals difference.

### Series

The longest losing streak lasted 20 games. The longest streak without a win lasted 39 games.

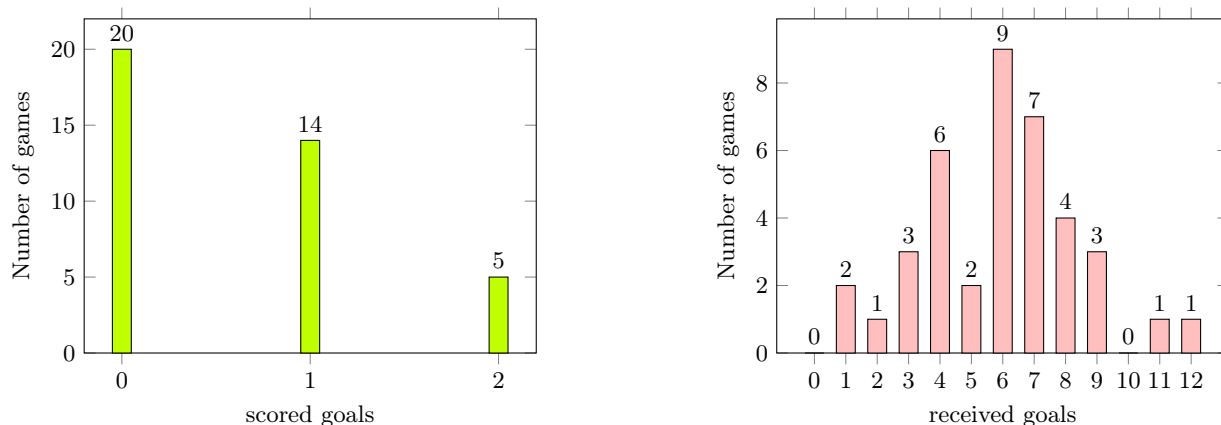


Figure 74: Number of games with goals scored and goals received by Jiří

Table 79: Games of Jiří

Player	Result	$\Delta$ Glicko	$\Sigma(\Delta$ Glicko)
Gripp, Annika	2 : 7	-2	
Holub, Lukáš	1 : 6	-7	-9
Pommerenke, Ralph	1 : 7	0	-9
Sedláček, Josef	0 : 4	-2	-11
Touš, Michal	0 : 9	-1	-12
Pernica, Vít	0 : 9	-7	-19
Ležík, Matej	0 : 12	0	-19
Karlsson, Bie	0 : 7	0	-19
Božič, Anže	1 : 7	-1	-20
Dion, Till	0 : 6	0	-20
Vácha, Jiří	1 : 8	-1	-21
Škrlep, Nejc	1 : 8	0	-21
Pohořalý, Pavel	1 : 4	-2	-23
Маганцев, Евгений	1 : 7	0	-23
Lasmanis, Gints	0 : 6	0	-23
Klazar, Petr	0 : 5	-7	-30
Henttonen, Ville	0 : 11	0	-30
Chlebo, Ondřej	0 : 7	-18	-48
Gripp, Gunnar	0 : 6	-1	-49
Bernhauser, Erik	0 : 9	-3	-52
Pošík, Vojtěch	2 : 2	125	73
Nádvořník, Vít	2 : 6	-53	20
Kubáč, Jiří	1 : 1	41	61
Janouškovec, Pavel	1 : 6	-6	55
Pernica, Vít	0 : 5	-5	50

Table 79: (Continuation)

Player	Result	$\Delta$ Glicko	$\Sigma(\Delta$ Glicko)
Stanzelova, Vera	0 : 6	-10	40
Nádvorník, Martin	2 : 4	-16	24
Kadlec, Daniel	1 : 8	-4	20
Chlebo, Ondřej	1 : 4	-8	12
Gripp, Gunnar	0 : 8	0	12
Bernhauser, Erik	0 : 7	-2	10
Pošik, Vojtěch	0 : 4	-24	-14
Nádvorník, Vít	0 : 3	-25	-39
Kubáč, Jiří	1 : 1	11	-28
Janouškovec, Pavel	2 : 3	31	3
Pernica, Vít	1 : 6	-1	2
Stanzelova, Vera	0 : 3	-5	-3
Nádvorník, Martin	0 : 4	-5	-8
Kadlec, Daniel	1 : 6	-3	-11

## Pošík, Vojtěch

The Glicko value of Vojtěch has changed from 900 to 895. The RD changed from 339 to 108 and the volatility from 60.000 to 59.031.

Vojtěch has played 39 games. Of these, 6 are wins (of which 2 narrow wins), 1 are draws and 32 are defeats (of which 2 narrow defeats). Vojtěch has scored 59 goals (1.51 per game, the median was 1.0). Vojtěch has received 217 goals (5.56 per game, the median was 5.0). The highest win was with 4 goals difference. The highest loss was with 16 goals difference.

### Series

The longest losing streak lasted 19 games. The longest streak without a win lasted 19 games.

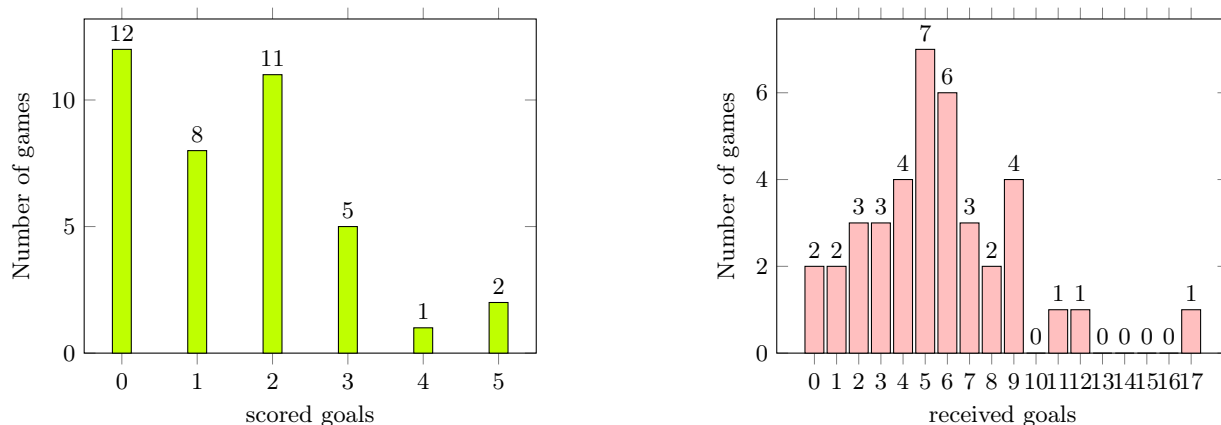


Figure 75: Number of games with goals scored and goals received by Vojtěch

Table 80: Games of Vojtěch

Player	Result	$\Delta\text{Glicko}$	$\Sigma(\Delta\text{Glicko})$
Pala, Aleš	0 : 7	-14	
Lahučkový, Tomáš	0 : 9	-4	-18
Černocho, Miroslav	0 : 9	-2	-20
Saulītis, Renārs	0 : 6	-33	-53
Ženíšek, Martin	2 : 4	-2	-55
Lebl, Kryštof	0 : 5	0	-55
Chlebo, Ondřej	3 : 8	-38	-93
Růžička, Tomáš	1 : 5	-2	-95
Petr, Patrik	0 : 6	0	-95
Werner, Filip	2 : 4	-81	-176
Krejza, Aleš	0 : 12	-1	-177
Sládek, Jakub	2 : 4	-1	-178
Klazar, Matyáš	1 : 6	0	-178
Zemņickis, Jānis	0 : 3	-4	-182
Ševr, Miloš	5 : 6	74	-108
Dion, Martin	0 : 5	-2	-110
Maděra, Martin	2 : 5	0	-110
Pernica, Vít	2 : 9	-12	-122
Stanzelova, Vera	3 : 5	-26	-148
Nádvorník, Martin	3 : 2	126	-22
Pošík ml., Jiří	2 : 2	-45	-67
Kadlec, Daniel	1 : 9	-13	-80
Janouškovec, Pavel	5 : 2	164	84
Bernhauser, Erik	2 : 5	-11	73
Nádvorník, Vít	1 : 0	27	100

Table 80: (Continuation)

Player	Result	$\Delta$ Glicko	$\Sigma(\Delta$ Glicko)
Kubáč, Jiří	3 : 1	21	121
Chlebo, Ondřej	1 : 8	-34	87
Gripp, Gunnar	2 : 6	-4	83
Pernica, Vít	1 : 17	-10	73
Stanzelova, Vera	0 : 3	-25	48
Nádvorník, Martin	2 : 4	-24	24
Pošík ml., Jiří	4 : 0	12	36
Kadlec, Daniel	0 : 7	-9	27
Janouškovec, Pavel	1 : 5	-9	18
Bernhauser, Erik	1 : 11	-4	14
Nádvorník, Vít	2 : 3	-21	-7
Kubáč, Jiří	3 : 1	13	6
Chlebo, Ondřej	0 : 7	-10	-4
Gripp, Gunnar	2 : 6	-1	-5

## Příhoda, Ludek

The Glicko value of Ludek has changed from 1,720 to 1,626. The RD changed from 101 to 66 and the volatility from 55.987 to 53.347.

Ludek has played 34 games. Of these, 11 are wins (of which 2 narrow wins), 3 are draws and 20 are defeats (of which 6 narrow defeats). Ludek has scored 95 goals (2.79 per game, the median was 2.5). Ludek has received 130 goals (3.82 per game, the median was 4.0). The highest win was with 6 goals difference. The highest loss was with 8 goals difference.

### Series

The longest losing streak lasted 5 games. The longest streak without a win lasted 6 games. The longest streak without a loss lasted 3 games. There were 2 longest streaks without a loss.

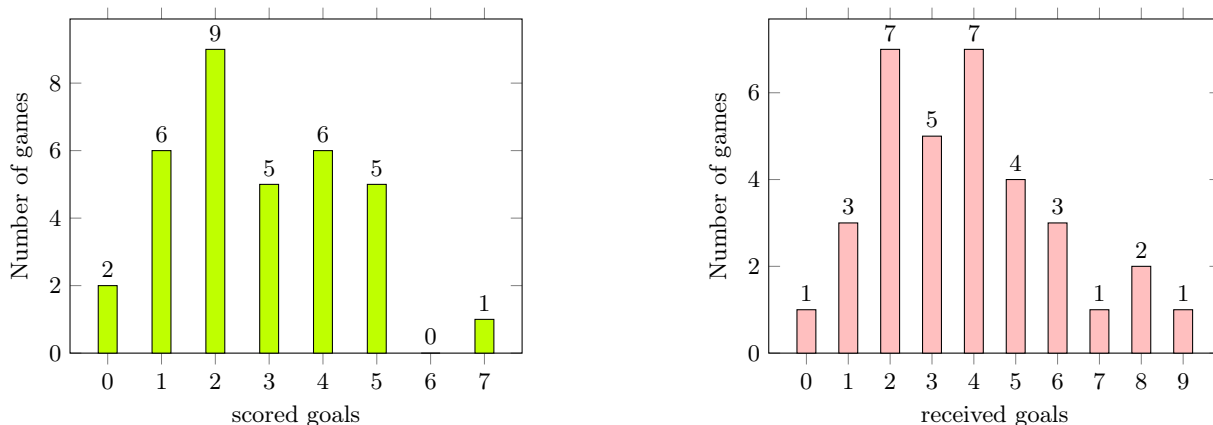


Figure 76: Number of games with goals scored and goals received by Ludek

Table 81: Games of Ludek

Player	Result	$\Delta$ Glicko	$\Sigma(\Delta$ Glicko)
Jerabek, Daniel	2 : 2	-17	
Janouškovec, Jan	5 : 3	19	2
Remeika, Gintautas	3 : 2	7	9
Thomas, Simon	0 : 6	-17	-8
Hermansson, Gustaf	0 : 8	-11	-19
Reķis, Jēkabs	1 : 4	-4	-23
Píkl, Václav	2 : 5	-12	-35
Nádvorník, Martin	4 : 2	4	-31
Kopřiva, Adam	2 : 2	10	-21
Saulītis, Mikus	2 : 5	-8	-29
Nilsson, Eddie	1 : 8	-2	-31
Fuchs, Petr	1 : 3	-8	-39
Tabara, Oskar	1 : 3	-29	-68
Janouškovec, Pavel	3 : 4	-22	-90
Hrnčář, Radek	5 : 2	10	-80
Kraus, Vojtěch	1 : 4	-12	-92
Kahoun ml., Tomáš	4 : 5	2	-90
Кондрашевський, Любомир	2 : 7	-16	-106
Kurzemnieks, Krišjānis	7 : 1	18	-88
Pala, Aleš	4 : 4	-3	-91
Marek, František	5 : 3	14	-77
Hudec, Karol	1 : 6	-12	-89
Dion, Martin	5 : 1	17	-72
Kurka, Josef	3 : 4	-4	-76
Gruncl, Ondřej	5 : 2	7	-69

Table 81: (Continuation)

Player	Result	$\Delta$ Glicko	$\Sigma(\Delta$ Glicko)
Ševr, Miloš	4 : 5	-5	-74
Gripp, Annika	3 : 4	-7	-81
Zupančič, Domen	3 : 0	11	-70
Holub, Lukáš	4 : 2	7	-63
Vomáčka, Roman	2 : 4	-16	-79
Tabara, Oskar	2 : 1	4	-75
Vácha, Jiří	4 : 9	-7	-82
Lopaur, Zdeněk	2 : 3	-1	-83
Janouškovec, Jan	2 : 6	-11	-94

## Remeika, Gintautas

The Glicko value of Gintautas has changed from 1,658 to 1,609. The RD changed from 64 to 56 and the volatility from 36.992 to 36.560.

Gintautas has played 34 games. Of these, 13 are wins (of which 3 narrow wins), 4 are draws and 17 are defeats (of which 7 narrow defeats). Gintautas has scored 89 goals (2.62 per game, the median was 2.0). Gintautas has received 92 goals (2.71 per game, the median was 2.0). The highest win was with 8 goals difference. The highest loss was with 8 goals difference.

### Series

The longest losing streak lasted 7 games. The longest streak without a win lasted 7 games. The longest streak without a loss lasted 5 games.

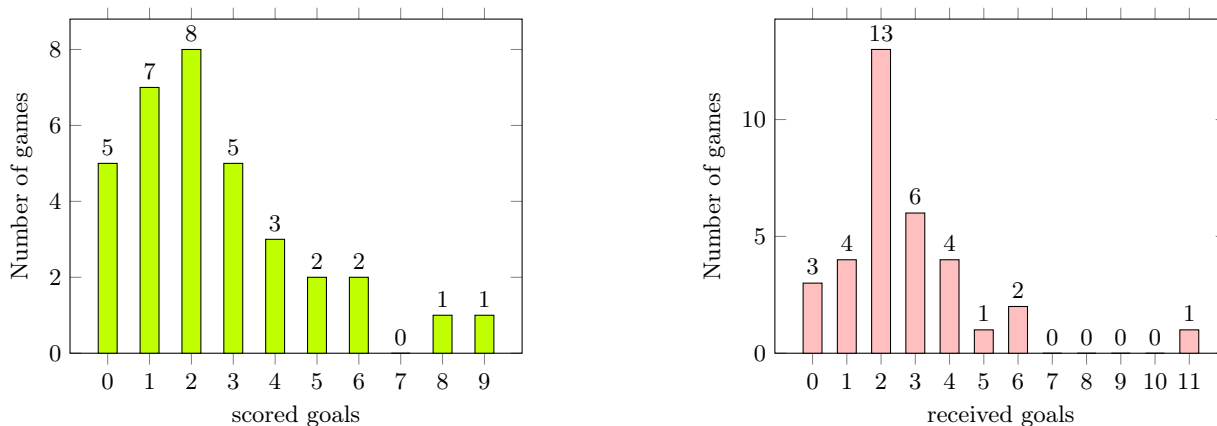


Figure 77: Number of games with goals scored and goals received by Gintautas

Table 82: Games of Gintautas

Player	Result	$\Delta$ Glicko	$\Sigma(\Delta$ Glicko)
Tabara, Oskar	2 : 3	-14	
Janouškovec, Pavel	5 : 2	3	-11
Príhoda, Ludek	2 : 3	-3	-14
Hrnčír, Radek	3 : 0	4	-10
Kraus, Vojtěch	0 : 6	-8	-18
Kahoun ml., Tomáš	1 : 2	1	-17
Saulītis, Mikus	2 : 3	2	-15
Nilsson, Eddie	3 : 11	-1	-16
Fuchs, Petr	1 : 6	-3	-19
Hermansson, Gustaf	1 : 4	-4	-23
Reķis, Jēkabs	0 : 4	-1	-24
Pikl, Václav	3 : 0	16	-8
Nádvořník, Martin	8 : 1	1	-7
Kopřiva, Adam	0 : 5	-4	-11
Jerabek, Daniel	2 : 4	-16	-27
Janouškovec, Jan	3 : 3	-1	-28
Thomas, Simon	1 : 2	1	-27
Nechutný, Hynek	1 : 0	5	-22
Kasnar, Vojtěch	2 : 1	-2	-24
Zemgickis, Jānis	0 : 2	-15	-39

Table 82: (Continuation)

Player	Result	$\Delta$ Glicko	$\Sigma(\Delta$ Glicko)
Moravec St., Martin	4 : 3	2	-37
Tabara, Oliver	4 : 2	5	-32
Saulītis, Renārs	0 : 2	-15	-47
Herold, Adam	1 : 2	-4	-51
Разкевич, Михайло	6 : 2	11	-40
Werner, Filip	9 : 1	1	-39
Klazar, Petr	2 : 2	-6	-45
Vacke, Vojtěch	3 : 3	-5	-50
Hrnčír, Radek	6 : 2	5	-45
Sedláček, Josef	1 : 2	-4	-49
Moravec ml., Michael	5 : 1	7	-42
Pohořalý, Pavel	2 : 4	-9	-51
Hansson, Jan-Olof	4 : 2	6	-45
Jerabek, Daniel	2 : 2	-4	-49

## Remeika, Žygimantas

The Glicko value of Žygimantas has changed from 1,883 to 1,840. The RD changed from 68 to 55 and the volatility from 39.046 to 37.944.

Žygimantas has played 37 games. Of these, 13 are wins (of which 2 narrow wins), 3 are draws and 21 are defeats (of which 9 narrow defeats). Žygimantas has scored 91 goals (2.46 per game, the median was 2.0). Žygimantas has received 109 goals (2.95 per game, the median was 3.0). The highest win was with 8 goals difference. The highest loss was with 9 goals difference.

### Series

The longest winning streak lasted 3 games. The longest losing streak lasted 8 games. The longest streak without a win lasted 9 games. The longest streak without a loss lasted 4 games.

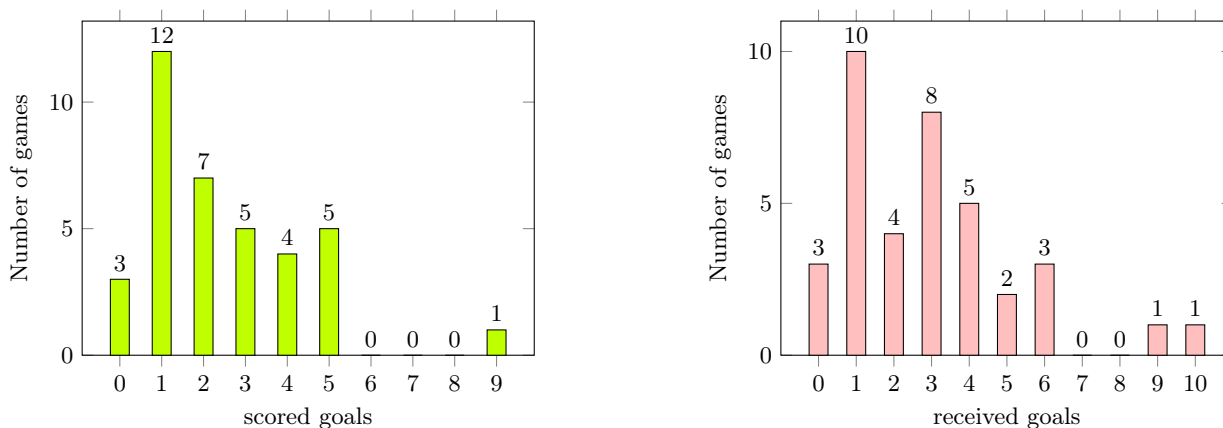


Figure 78: Number of games with goals scored and goals received by Žygimantas

Table 83: Games of Žygimantas

Player	Result	$\Delta$ Glicko	$\Sigma(\Delta$ Glicko)
Dvořáček, David	4 : 1	12	
Кондрашевський, Любомир	5 : 2	4	16
Naglis, Kristaps	1 : 4	-9	7
Nechutný, Hynek	3 : 1	6	13
Nádvořník, Vít	9 : 1	0	13
Marek, František	5 : 1	5	18
Kurka, Josef	2 : 3	-5	13
Jež, Robert	4 : 1	7	20
Herold, Adam	1 : 2	-14	6
Caics, Edgars	3 : 4	3	9
Вербицкий, Микола	1 : 0	2	11
Šmíd, David	2 : 3	-3	8
Moravec St., Martin	3 : 1	3	11
Larsson, Emil	3 : 3	3	14
Boštík, Michal	2 : 3	-2	12
Herold, Kryštof	1 : 3	-10	2
Gripp, Gunnar	4 : 1	3	5
Sládek, Jakub	1 : 10	-8	-3
Petr, Patrik	5 : 6	3	0
Lebl, Kryštof	1 : 4	-6	-6

Table 83: (Continuation)

Player	Result	$\Delta$ Glicko	$\Sigma(\Delta$ Glicko)
Laňučký, Tomáš	2 : 0	8	2
Maďera, Martin	1 : 1	5	7
Holub, Petr	5 : 0	6	13
Kubica, Miloslav	1 : 1	0	13
Целуйко, Артём	1 : 4	-10	3
Kraus, Vladimír	0 : 4	-12	-9
Matýsek, Jakub	0 : 3	-7	-16
Matýsek, Daniel	4 : 5	-4	-20
Kimberg, Anton	1 : 2	-2	-22
Plešák, Pavel	3 : 6	-10	-32
Chylík ml., Jiří	2 : 5	-3	-35
Kalniņš, Rainers	1 : 9	-1	-36
Růžička, Tomáš	5 : 2	8	-28
Černoch, Miroslav	1 : 3	-7	-35
Krejza, Aleš	2 : 3	-6	-41
Ženíšek, Martin	0 : 6	-9	-50
Klazar, Matyáš	2 : 1	7	-43

## Reķis, Jēkabs

The Glicko value of Jēkabs has changed from 2,110 to 2,115. The RD changed from 63 to 52 and the volatility from 40.018 to 38.956.

Jēkabs has played 65 games. Of these, 36 are wins (of which 10 narrow wins), 9 are draws (of which 2 went to extra time) and 20 are defeats (of which 8 narrow defeats). Jēkabs has scored 244 goals (3.75 per game, the median was 3.0), also 1 in 2 overtimes. Jēkabs has received 177 goals (2.72 per game, the median was 3.0), also 1 in 2 overtimes. The highest win was with 16 goals difference. The highest loss was with 7 goals difference.

### Series

The longest winning streak lasted 8 games. The longest losing streak lasted 3 games. The longest streak without a win lasted 6 games. The longest streak without a loss lasted 11 games.

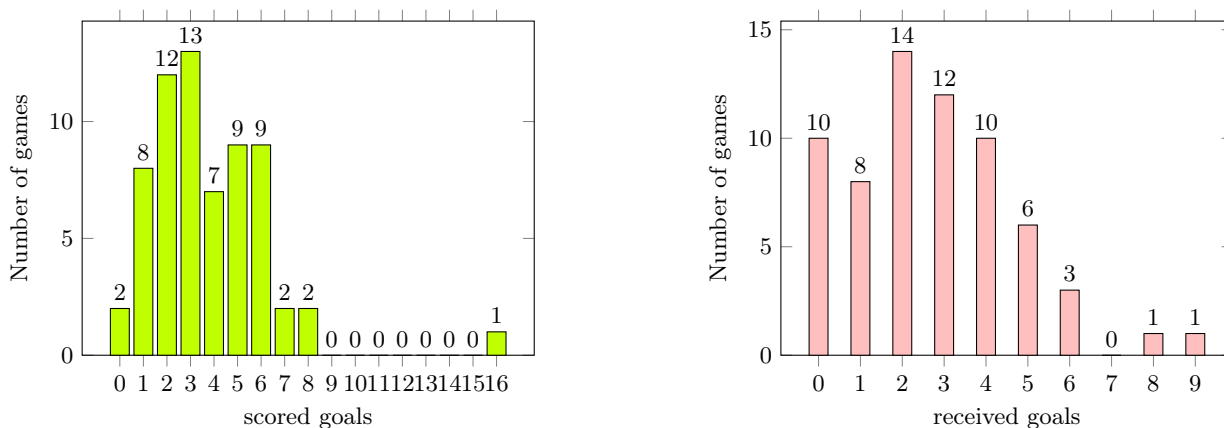


Figure 79: Number of games with goals scored and goals received by Jēkabs

Table 84: Games of Jēkabs

Player	Result	$\Delta$ Glicko	$\Sigma(\Delta$ Glicko)
Saulītis, Mikus	6 : 3	7	
Nilsson, Eddie	3 : 2	8	15
Fuchs, Petr	3 : 4	-11	4
Tabara, Oskar	5 : 2	1	5
Janouškovec, Pavel	5 : 4	-5	0
Príhoda, Ludek	4 : 1	2	2
Hrnčář, Radek	5 : 0	0	2
Kraus, Vojtěch	6 : 3	3	5
Kahoun ml., Tomáš	4 : 3	-1	4
Janouškovec, Jan	8 : 0	1	5
Remeika, Gintautas	4 : 0	2	7
Thomas, Simon	3 : 4	-13	-6
Hermansson, Gustaf	3 : 3	-5	-11
Pikl, Václav	2 : 3	-12	-23
Nádvorník, Martin	16 : 0	0	-23
Kopřiva, Adam	4 : 0	5	-18
Jerabek, Daniel	7 : 3	0	-18
Маганцев, Евгений	2 : 3	-3	-21
Henttonen, Ville	1 : 2	-10	-31
Božič, Anže	5 : 2	8	-23

Table 84: (Continuation)

Player	Result	$\Delta$ Glicko	$\Sigma(\Delta$ Glicko)
Lasmanis, Gints	1 : 3	-10	-33
Ležík, Matej	2 : 2	-2	-35
Стороженко, Гліб	1 : 1	-3	-38
Kalniņš, Sandis	2 : 3	-8	-46
Kobrlé, Michal	2 : 2	2	-44
Naglis, Edgars	5 : 5	1	-43
Nilsson, Henrik	3 : 2	1	-42
Månsson, Truls	0 : 1	-8	-50
Šurýn, Antonín	4 : 0	4	-46
Rjavec, Bernard	3 : 1	5	-41
Vomáčka, Jonáš	1 : 0	-1	-42
Bucek, Tomáš	2 : 1	0	-42
Dion, Till	4 : 1	5	-37
Škrlep, Nejc	8 : 1	4	-33
Touš, Michal	6 : 3	5	-28
Pommerenke, Ralph	1 : 1	-7	-35
Karlsson, Bie	2 : 2	-6	-41
Chylík ml., Jiří	6 : 3	9	-32
Chylík ml., Jiří	6 : 4	9	-23
Chylík ml., Jiří	1 : 4	-8	-31
Chylík ml., Jiří	3 : 6	-8	-39
Chylík ml., Jiří	5 : 2	9	-30
Chylík ml., Jiří	7 : 4	9	-21
Матанцев, Евгений	2 : 5	-7	-28
Матанцев, Евгений	4 : 3 SD	2	-26
Матанцев, Евгений	5 : 0	10	-16
Матанцев, Евгений	1 : 5	-7	-23
Матанцев, Евгений	5 : 2	10	-13
Матанцев, Евгений	2 : 5	-7	-20
Матанцев, Евгений	3 : 0	9	-11
Petr, Patrik	3 : 2	8	-3
Petr, Patrik	6 : 4	12	9
Petr, Patrik	6 : 0	11	20
Petr, Patrik	4 : 6	-5	15
Petr, Patrik	6 : 5	7	22
Naglis, Edgars	2 : 4	-8	14
Naglis, Edgars	3 : 9	-9	5
Naglis, Edgars	3 : 2	4	9
Naglis, Edgars	3 : 4	-4	5
Naglis, Edgars	6 : 5	4	9
Naglis, Edgars	2 : 6	-7	2
Caics, Edgars	1 : 8	-5	-3
Caics, Edgars	0 : 4	-5	-8
Caics, Edgars	5 : 2	11	3
Caics, Edgars	2 : 3 SD	2	5

## Rjavec, Bernard

The Glicko value of Bernard has changed from 1,914 to 1,902. The RD changed from 95 to 60 and the volatility from 37.582 to 36.804.

Bernard has played 37 games. Of these, 18 are wins (of which 5 narrow wins), 4 are draws and 15 are defeats (of which 7 narrow defeats). Bernard has scored 112 goals (3.03 per game, the median was 3.0). Bernard has received 99 goals (2.68 per game, the median was 2.0). The highest win was with 6 goals difference. The highest loss was with 6 goals difference.

### Series

The longest winning streak lasted 5 games. The longest losing streak lasted 7 games. The longest streak without a win lasted 10 games. The longest streak without a loss lasted 5 games.

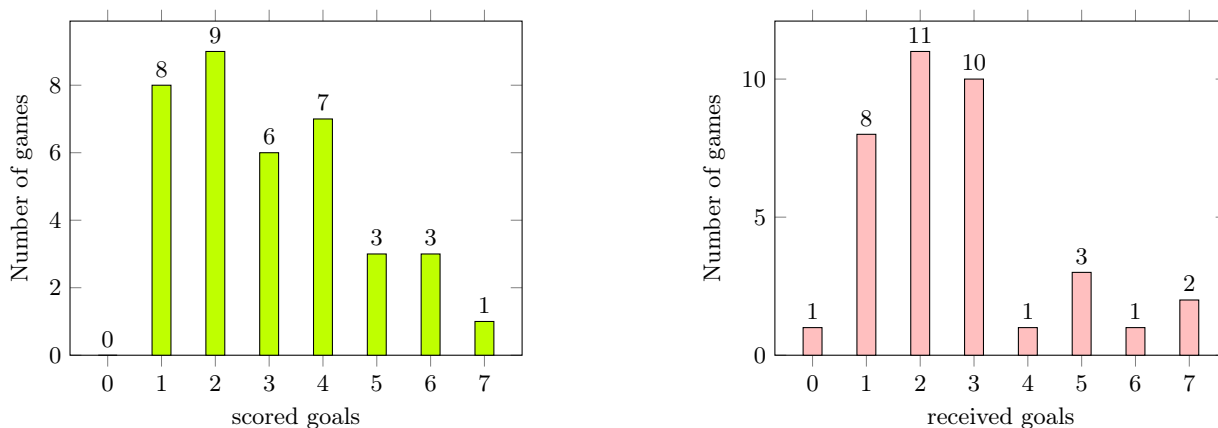


Figure 80: Number of games with goals scored and goals received by Bernard

Table 85: Games of Bernard

Player	Result	$\Delta$ Glicko	$\Sigma(\Delta$ Glicko)
Zupančič, Domen	3 : 2	-10	
Moravec ml., Michael	7 : 1	5	-5
Стороженко, Гліб	1 : 3	-23	-28
Hansson, Jan-Olof	2 : 1	-7	-35
Lopaur, Zdeněk	4 : 1	18	-17
Vomáčka, Jonáš	5 : 2	14	-3
Šurýn, Antonín	1 : 2	-15	-18
Nilsson, Henrik	2 : 6	-15	-33
Kalniņš, Sandis	2 : 5	-17	-50
Månsson, Truls	3 : 2	13	-37
Kadlec, Daniel	5 : 2	1	-36
Vomáčka, Roman	4 : 3	-3	-39
Bucek, Tomáš	5 : 2	16	-23
Kobrlé, Michal	6 : 1	25	2
Vacke, Vojtěch	3 : 4	-22	-20
Stanzelova, Vera	6 : 3	1	-19
Naglis, Edgars	3 : 3	8	-11
Touš, Michal	3 : 3	0	-11
Škrlep, Nejc	4 : 2	12	1
Dion, Till	2 : 7	-15	-14

Table 85: (Continuation)

Player	Result	$\Delta$ Glicko	$\Sigma(\Delta$ Glicko)
Karlsson, Bie	4 : 1	9	-5
Pommerenke, Ralph	4 : 0	8	3
Lasmanis, Gints	1 : 2	0	3
Ležík, Matej	2 : 2	3	6
Матанцев, Евгений	1 : 7	-6	0
Henttonen, Ville	2 : 3	-6	-6
Božič, Anže	1 : 2	-3	-9
Nilsson, Eddie	1 : 5	-3	-12
Hermansson, Gustaf	2 : 3	-5	-17
Reķis, Jēkabs	1 : 3	-7	-24
Thomas, Simon	1 : 5	-12	-36
Saulītis, Mikus	2 : 2	3	-33
Fuchs, Petr	3 : 1	13	-20
Kraus, Vojtěch	6 : 1	6	-14
Kopřiva, Adam	2 : 3	-9	-23
Kahoun ml., Tomáš	4 : 3	3	-20
Pikl, Václav	4 : 1	8	-12

## Růžička, Tomáš

The Glicko value of Tomáš has changed from 1,764 to 1,768. The RD changed from 101 to 67 and the volatility from 57.861 to 55.166.

Tomáš has played 37 games. Of these, 11 are wins (of which 2 narrow wins), 7 are draws and 19 are defeats (of which 6 narrow defeats). Tomáš has scored 92 goals (2.49 per game, the median was 2.0). Tomáš has received 121 goals (3.27 per game, the median was 3.0). The highest win was with 5 goals difference. The highest loss was with 10 goals difference.

### Series

The longest losing streak lasted 3 games. There were 3 longest losing streaks. The longest streak without a win lasted 6 games. There were 2 longest streaks without a win. The longest streak without a loss lasted 4 games.

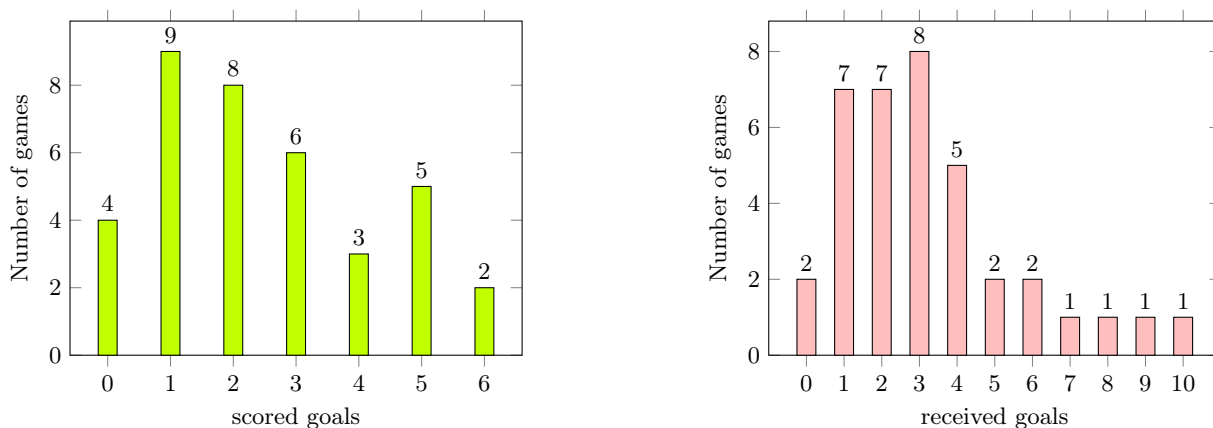


Figure 81: Number of games with goals scored and goals received by Tomáš

Table 86: Games of Tomáš

Player	Result	$\Delta$ Glicko	$\Sigma(\Delta$ Glicko)
Werner, Filip	6 : 2	0	
Krejza, Aleš	3 : 0	30	30
Sládek, Jakub	0 : 1	-2	28
Klazar, Matyáš	2 : 6	-17	11
Zemčickis, Jānis	5 : 1	9	20
Ševr, Miloš	4 : 1	19	39
Dion, Martin	4 : 4	-5	34
Pošík, Vojtěch	5 : 1	1	35
Maděra, Martin	1 : 6	-8	27
Lahučký, Tomáš	1 : 2	-10	17
Černocho, Miroslav	1 : 5	-9	8
Saulītis, Renārs	1 : 1	-16	-8
Ženíšek, Martin	1 : 2	-3	-11
Lebl, Kryštof	3 : 3	12	1
Chlebo, Ondřej	5 : 3	2	3
Petr, Patrik	1 : 9	-2	1
Pala, Aleš	5 : 1	10	11
Holub, Petr	2 : 2	-2	9
Matýšek, Jakub	3 : 4	0	9
Kraus, Vladimír	6 : 2	18	27

Table 86: (Continuation)

Player	Result	$\Delta$ Glicko	$\Sigma(\Delta$ Glicko)
Целуйко, Артём	2 : 4	-13	14
Kubica, Miloslav	2 : 3	-4	10
Matýsek, Daniel	4 : 3	14	24
Kimberg, Anton	2 : 2	7	31
Plešák, Pavel	1 : 3	-14	17
Chylík ml., Jiří	3 : 3	11	28
Kalniņš, Rainers	0 : 10	-1	27
Larsson, Emil	0 : 8	-7	20
Naglis, Kristaps	3 : 4	2	22
Šmíd, David	5 : 0	18	40
Boštík, Michal	2 : 7	-6	34
Caics, Edgars	3 : 2	19	53
Remeika, Žygimantas	2 : 5	-13	40
Jež, Robert	0 : 3	-14	26
Herold, Kryštof	1 : 3	-9	17
Вербицкий, Микола	1 : 1	-1	16
Dvořáček, David	2 : 4	-12	4

## Saulītis, Mikus

The Glicko value of Mikus has changed from 1,946 to 2,003. The RD changed from 67 to 54 and the volatility from 41.074 to 39.418.

Mikus has played 47 games. Of these, 26 are wins (of which 7 narrow wins), 9 are draws (of which 2 went to extra time) and 12 are defeats (of which 5 narrow defeats). Mikus has scored 163 goals (3.47 per game, the median was 4.0), also 2 in 2 overtimes. Mikus has received 116 goals (2.47 per game, the median was 2.0), plus none in 2 overtimes. The highest win was with 6 goals difference. The highest loss was with 3 goals difference.

## Series

The longest winning streak lasted 8 games. The longest losing streak lasted 4 games. The longest streak without a win lasted 5 games. There were 2 longest streaks without a win. The longest streak without a loss lasted 12 games.

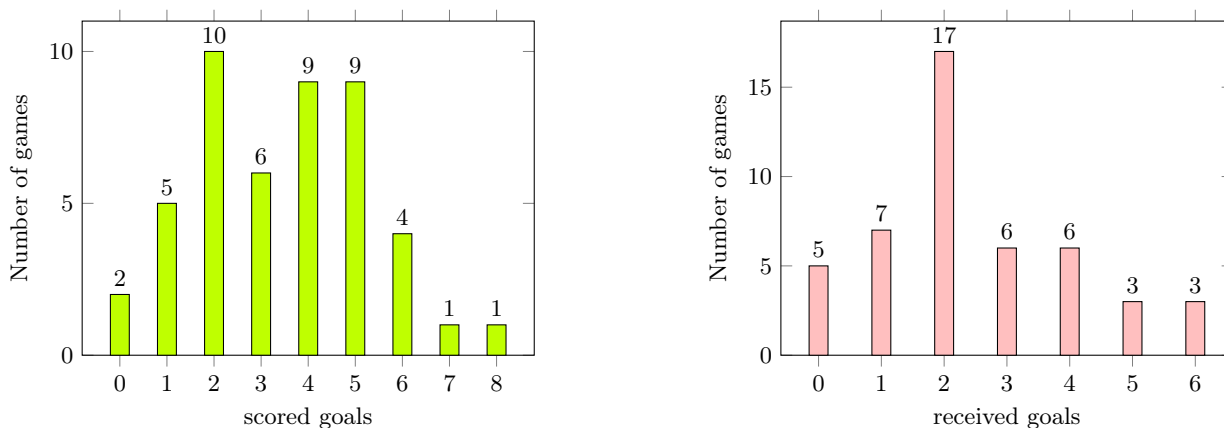


Figure 82: Number of games with goals scored and goals received by Mikus

Table 87: Games of Mikus

Player	Result	$\Delta$ Glicko	$\Sigma(\Delta$ Glicko)
Reķis, Jēkabs	3 : 6	-7	
Pikl, Václav	4 : 1	11	4
Nádvorník, Martin	6 : 0	0	4
Kopřiva, Adam	1 : 1	-1	3
Jerabek, Daniel	5 : 3	1	4
Janouškovec, Jan	2 : 1	-3	1
Remeika, Gintautas	3 : 2	-2	-1
Thomas, Simon	4 : 3	3	2
Hermansson, Gustaf	3 : 2	4	6
Príhoda, Ludek	5 : 2	4	10
Hrnčíř, Radek	4 : 0	2	12
Kraus, Vojtěch	6 : 4	6	18
Kahoun ml., Tomáš	4 : 6	-14	4
Nilsson, Eddie	2 : 5	-4	0
Fuchs, Petr	5 : 0	10	10
Tabara, Oskar	3 : 2	-3	7
Janouškovec, Pavel	5 : 0	1	8
Božič, Anže	2 : 3	-4	4
Lasmanis, Gints	2 : 4	-8	-4
Ležík, Matej	4 : 2	13	9

Table 87: (Continuation)

Player	Result	$\Delta$ Glicko	$\Sigma(\Delta$ Glicko)
Матанцев, Евгений	6 : 6	5	14
Henttonen, Ville	1 : 1	-1	13
Kobrlle, Michal	3 : 4	-1	12
Naglis, Edgars	8 : 5	14	26
Nilsson, Henrik	2 : 2	0	26
Стороженко, Гліб	5 : 1	9	35
Kalniņš, Sandis	4 : 0	9	44
Vomáčka, Jonáš	2 : 3	-10	34
Bucek, Tomáš	1 : 1	-3	31
Månsson, Truls	1 : 1	-1	30
Šurýn, Antonín	3 : 4	-8	22
Rjavec, Bernard	2 : 2	-2	20
Pommerenke, Ralph	5 : 2	4	24
Karlsson, Bie	5 : 2	4	28
Dion, Till	4 : 2	8	36
Škrlep, Nejc	5 : 2	5	41
Touš, Michal	6 : 5	2	43
Lebl, Kryštof	3 : 2 SD	1	44
Lebl, Kryštof	4 : 2	10	54
Lebl, Kryštof	4 : 3	5	59
Lebl, Kryštof	5 : 3	9	68
Lasmanis, Gints	7 : 4	10	78
Lasmanis, Gints	3 : 2 SD	1	79
Lasmanis, Gints	0 : 2	-7	72
Lasmanis, Gints	0 : 2	-6	66
Lasmanis, Gints	1 : 2	-3	63
Lasmanis, Gints	2 : 4	-6	57

## Saulītis, Renārs

The Glicko value of Renārs has changed from 1,320 to 1,438. The RD changed from 82 to 66 and the volatility from 49.480 to 49.372.

Renārs has played 34 games. Of these, 12 are wins (of which 2 narrow wins), 3 are draws and 19 are defeats (of which 6 narrow defeats). Renārs has scored 76 goals (2.24 per game, the median was 2.0). Renārs has received 96 goals (2.82 per game, the median was 2.5). The highest win was with 6 goals difference. The highest loss was with 7 goals difference.

### Series

The longest winning streak lasted 3 games. There were 2 longest winning streaks. The longest losing streak lasted 5 games. The longest streak without a win lasted 5 games. The longest streak without a loss lasted 4 games.

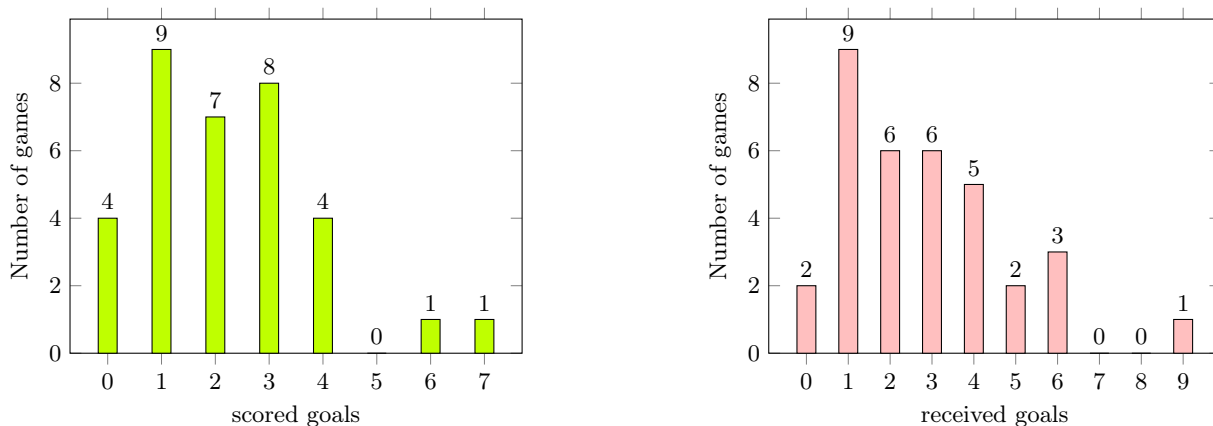


Figure 83: Number of games with goals scored and goals received by Renārs

Table 88: Games of Renārs

Player	Result	$\Delta$ Glicko	$\Sigma(\Delta$ Glicko)
Zemņickis, Jānis	0 : 1	1	
Ševr, Miloš	3 : 2	24	25
Dion, Martin	1 : 3	-5	20
Pošík, Vojtěch	6 : 0	4	24
Maděra, Martin	2 : 9	-1	23
Werner, Filip	3 : 1	3	26
Krejza, Aleš	1 : 4	-3	23
Sládek, Jakub	1 : 6	-1	22
Klazar, Matyáš	0 : 5	-2	20
Lebl, Kryštof	2 : 6	-1	19
Chlebo, Ondřej	3 : 1	12	31
Růžička, Tomáš	1 : 1	15	46
Petr, Patrik	1 : 6	-1	45
Pala, Aleš	3 : 2	18	63
Lahučkový, Tomáš	2 : 3	6	69
Černocho, Miroslav	1 : 4	-1	68
Ženíšek, Martin	3 : 5	-2	66
Klazar, Petr	2 : 3	-10	56
Vacke, Vojtěch	7 : 2	17	73
Hrnčář, Radek	4 : 1	18	91

Table 88: (Continuation)

Player	Result	$\Delta$ Glicko	$\Sigma(\Delta$ Glicko)
Sedláček, Josef	4 : 2	22	113
Moravec ml., Michael	1 : 2	-3	110
Remeika, Gintautas	2 : 0	22	132
Pohořalý, Pavel	3 : 3	7	139
Hansson, Jan-Olof	0 : 3	-14	125
Jerabek, Daniel	1 : 1	-1	124
Kasnar, Vojtěch	4 : 1	7	131
Zemgickis, Jānis	4 : 1	13	144
Moravec St., Martin	3 : 1	14	158
Tabara, Oliver	0 : 2	-12	146
Herold, Adam	1 : 4	-7	139
Разкевич, Михайло	3 : 4	1	140
Werner, Filip	2 : 4	-21	119
Nechutný, Hynek	2 : 3	-1	118

## Sedláček, Josef

The Glicko value of Josef has changed from 1,651 to 1,598. The RD changed from 103 to 63 and the volatility from 48.045 to 46.067.

Josef has played 40 games. Of these, 15 are wins (of which 4 narrow wins), 8 are draws (of which 2 went to extra time) and 17 are defeats (of which 4 narrow defeats). Josef has scored 100 goals (2.50 per game, the median was 2.0), also 2 in 2 overtimes. Josef has received 114 goals (2.85 per game, the median was 3.0), plus none in 2 overtimes. The highest win was with 5 goals difference. The highest loss was with 6 goals difference.

### Series

The longest winning streak lasted 3 games. The longest losing streak lasted 3 games. There were 4 longest losing streaks. The longest streak without a win lasted 5 games. The longest streak without a loss lasted 8 games.

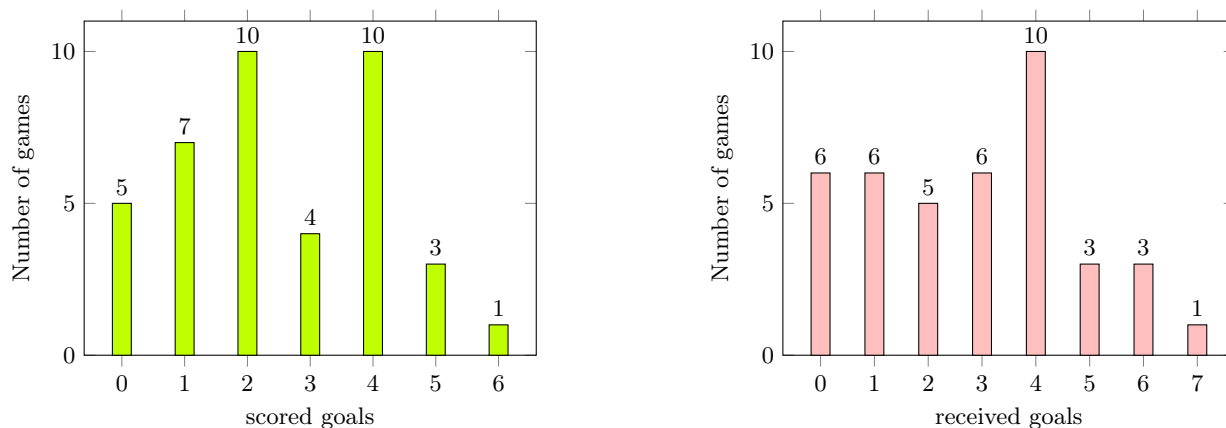


Figure 84: Number of games with goals scored and goals received by Josef

Table 89: Games of Josef

Player	Result	$\Delta$ Glicko	$\Sigma(\Delta$ Glicko)
Henttonen, Ville	2 : 5	-12	
Dion, Till	1 : 6	-11	-23
Vácha, Jiří	2 : 3	-5	-28
Pošík ml., Jiří	4 : 0	0	-28
Škrlep, Nejc	0 : 6	-11	-39
Pohořalý, Pavel	2 : 2	-4	-43
Маганцев, Евгений	1 : 3	-1	-44
Lasmanis, Gints	4 : 3	30	-14
Klazar, Petr	5 : 2	9	-5
Gripp, Annika	4 : 4	0	-5
Holub, Lukáš	0 : 4	-26	-31
Pommerenke, Ralph	0 : 1	-3	-34
Touš, Michal	1 : 6	-7	-41
Pernica, Vít	4 : 0	7	-34
Ležák, Matej	1 : 7	-4	-38
Karlsson, Bie	3 : 4	1	-37
Božič, Anže	2 : 5	-4	-41
Zemņickis, Jānis	5 : 0	11	-30
Moravec St., Martin	3 : 0	12	-18
Tabara, Oliver	0 : 3	-25	-43

Table 89: (Continuation)

Player	Result	$\Delta$ Glicko	$\Sigma(\Delta$ Glicko)
Saulītis, Renārs	2 : 4	-24	-67
Herold, Adam	2 : 2	2	-65
Разкевич, Михайло	3 : 3	3	-62
Werner, Filip	3 : 0	2	-60
Nechutný, Hynek	4 : 2	14	-46
Kasnar, Vojtěch	1 : 0	-4	-50
Hrnčář, Radek	1 : 1	-5	-55
Moravec ml., Michael	4 : 1	12	-43
Remeika, Gintautas	2 : 1	7	-36
Pohořalý, Pavel	2 : 4	-14	-50
Hansson, Jan-Olof	4 : 1	8	-42
Jerabek, Daniel	4 : 2	8	-34
Klazar, Petr	4 : 4	-8	-42
Vacke, Vojtěch	6 : 4	7	-35
Pohořalý, Pavel	5 : 4	7	-28
Pohořalý, Pavel	2 : 1 SD	0	-28
Pohořalý, Pavel	5 : 4 SD	0	-28
Herold, Adam	2 : 3	-5	-33
Herold, Adam	0 : 5	-10	-43
Herold, Adam	2 : 4	-10	-53

## Sládek, Jakub

The Glicko value of Jakub has changed from 1,936 to 2,040. The RD changed from 80 to 57 and the volatility from 39.531 to 38.380.

Jakub has played 47 games. Of these, 30 are wins (of which 8 narrow wins), 5 are draws (of which 2 went to extra time) and 12 are defeats (of which 2 narrow defeats). Jakub has scored 160 goals (3.40 per game, the median was 3.0), also 1 in 2 overtimes. Jakub has received 103 goals (2.19 per game, the median was 2.0), also 1 in 2 overtimes. The highest win was with 9 goals difference. The highest loss was with 7 goals difference.

### Series

The longest winning streak lasted 9 games. The longest losing streak lasted 3 games. The longest streak without a win lasted 4 games. There were 2 longest streaks without a win. The longest streak without a loss lasted 9 games.

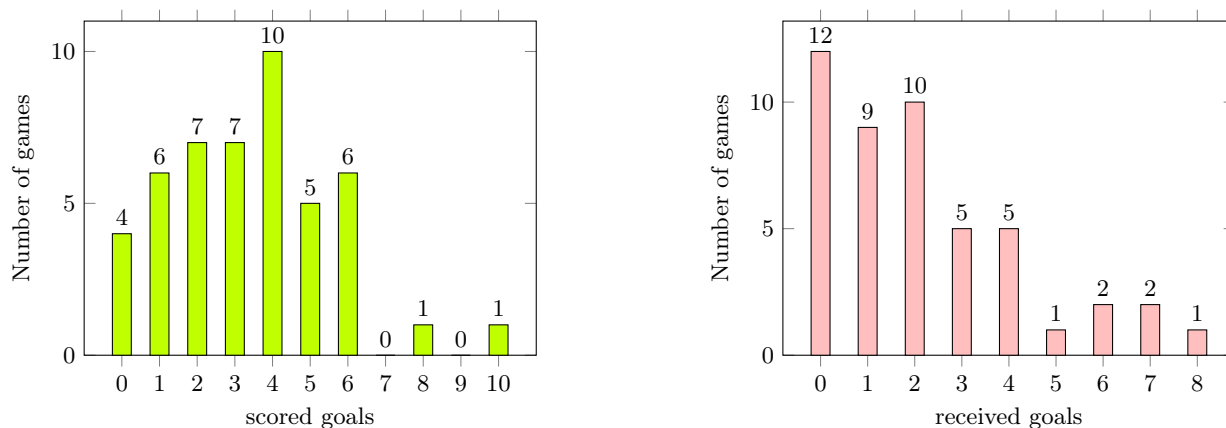


Figure 85: Number of games with goals scored and goals received by Jakub

Table 90: Games of Jakub

Player	Result	$\Delta$ Glicko	$\Sigma(\Delta$ Glicko)
Lebl, Kryštof	4 : 2	19	
Chlebo, Ondřej	3 : 0	0	19
Růžička, Tomáš	1 : 0	2	21
Petr, Patrik	4 : 7	-6	15
Pala, Aleš	4 : 0	4	19
Lahučkový, Tomáš	2 : 2	-6	13
Černocho, Miroslav	0 : 4	-14	-1
Saulītis, Renārs	6 : 1	1	0
Ženíšek, Martin	4 : 0	14	14
Ševr, Miloš	2 : 0	7	21
Dion, Martin	5 : 1	5	26
Pošík, Vojtěch	4 : 2	1	27
Maděra, Martin	3 : 7	-10	17
Werner, Filip	8 : 0	1	18
Krejza, Aleš	6 : 0	7	25
Klazar, Matyáš	4 : 3	5	30
Zemgickis, Jānis	4 : 0	2	32
Remeika, Žygimantas	10 : 1	10	42
Dvořáček, David	5 : 3	8	50
Вербицкий, Микола	6 : 2	6	56

Table 90: (Continuation)

Player	Result	$\Delta$ Glicko	$\Sigma(\Delta$ Glicko)
Herold, Kryštof	1 : 0	4	60
Jež, Robert	3 : 0	6	66
Larsson, Emil	0 : 2	-11	55
Caics, Edgars	2 : 4	-5	50
Boštík, Michal	6 : 3	13	63
Šmíd, David	0 : 4	-15	48
Naglis, Kristaps	3 : 3	3	51
Holub, Petr	2 : 1	-2	49
Kubica, Miloslav	6 : 0	9	58
Целуйко, Артём	4 : 1	8	66
Kraus, Vladimír	2 : 1	-1	65
Matýsek, Jakub	3 : 2	4	69
Matýsek, Daniel	3 : 3	-3	66
Kalniņš, Rainers	1 : 8	-2	64
Chylík ml., Jiří	1 : 4	-7	57
Plešák, Pavel	2 : 4	-14	43
Kimberg, Anton	3 : 2	4	47
Henttonen, Ville	4 : 2	8	55
Henttonen, Ville	2 : 1	3	58
Henttonen, Ville	6 : 1	7	65
Henttonen, Ville	5 : 0	7	72
Kalniņš, Rainers	0 : 6	-2	70
Kalniņš, Rainers	5 : 6	3	73
Kalniņš, Rainers	1 : 2 SD	7	80
Kalniņš, Rainers	6 : 5 SD	7	87
Kalniņš, Rainers	4 : 2	16	103
Kalniņš, Rainers	1 : 2	1	104

## Stanzelova, Vera

The Glicko value of Vera has changed from 1,162 to 1,166. The RD changed from 120 to 78 and the volatility from 58.285 to 56.628.

Vera has played 39 games. Of these, 11 are wins (of which 1 narrow wins), 1 are draws and 27 are defeats (of which 6 narrow defeats). Vera has scored 96 goals (2.46 per game, the median was 2.0). Vera has received 179 goals (4.59 per game, the median was 4.0). The highest win was with 9 goals difference. The highest loss was with 9 goals difference.

### Series

The longest winning streak lasted 3 games. The longest losing streak lasted 15 games. The longest streak without a win lasted 15 games. The longest streak without a loss lasted 4 games.

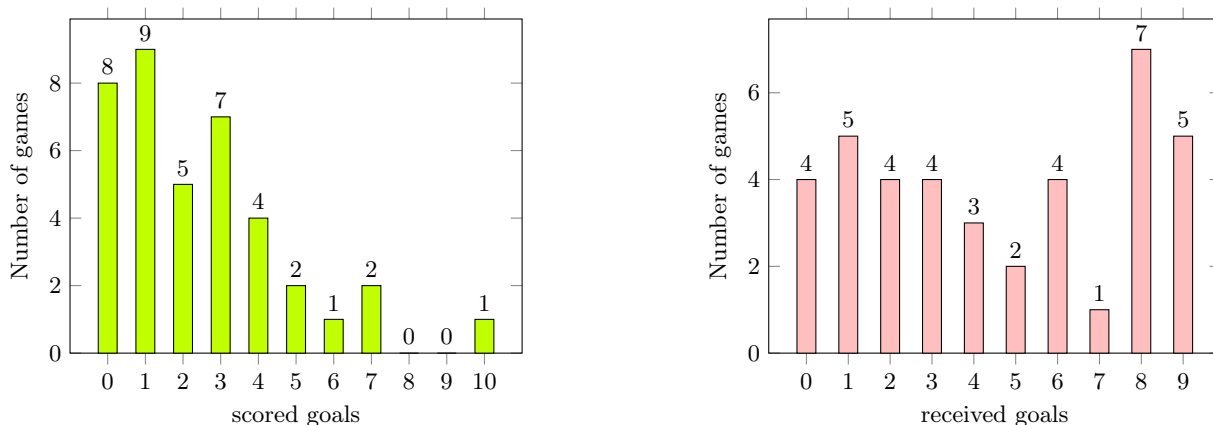


Figure 86: Number of games with goals scored and goals received by Vera

Table 91: Games of Vera

Player	Result	$\Delta$ Glicko	$\Sigma(\Delta$ Glicko)
Moravec ml., Michael	1 : 3	-9	
Стороженко, Гліб	1 : 9	-1	-10
Hansson, Jan-Olof	5 : 3	66	56
Lopaur, Zdeněk	3 : 8	-2	54
Vomáčka, Jonáš	1 : 9	-4	50
Šurýn, Antonín	1 : 6	-2	48
Nilsson, Henrik	0 : 8	-1	47
Kalniņš, Sandis	0 : 6	-2	45
Zupančič, Domen	0 : 8	-15	30
Kadlec, Daniel	2 : 6	-30	0
Vomáčka, Roman	1 : 7	-6	-6
Bucek, Tomáš	4 : 8	-1	-7
Kobrlé, Michal	1 : 9	0	-7
Vacke, Vojtěch	0 : 1	0	-7
Rjavec, Bernard	3 : 6	-1	-8
Naglis, Edgars	1 : 9	-1	-9
Månsson, Truls	1 : 5	0	-9
Bernhauser, Erik	3 : 4	5	-4
Pošík, Vojtěch	5 : 3	7	3
Nádvorník, Vít	2 : 2	-11	-8
Kubáč, Jiří	2 : 0	3	-5
Chlebo, Ondřej	3 : 1	29	24
Gripp, Gunnar	0 : 9	-5	19
Nádvorník, Martin	3 : 2	6	25
Pošík ml., Jiří	6 : 0	2	27

Table 91: (Continuation)

Player	Result	$\Delta$ Glicko	$\Sigma(\Delta$ Glicko)
Kadlec, Daniel	0 : 4	-16	11
Janouškovec, Pavel	2 : 3	-4	7
Pernica, Vít	2 : 8	-11	-4
Bernhauser, Erik	4 : 8	-6	-10
Pošík, Vojtěch	3 : 0	11	1
Nádvorník, Vít	7 : 1	7	8
Kubáč, Jiří	10 : 1	2	10
Chlebo, Ondřej	0 : 2	-17	-7
Gripp, Gunnar	7 : 8	7	0
Nádvorník, Martin	4 : 5	-11	-11
Pošík ml., Jiří	3 : 0	2	-9
Kadlec, Daniel	1 : 2	-2	-11
Janouškovec, Pavel	0 : 4	-12	-23
Pernica, Vít	4 : 1	27	4

## Tabara, Oliver

The Glicko value of Oliver has changed from 958 to 1,497. The RD changed from 202 to 83 and the volatility from 58.529 to 57.753.

Oliver has played 34 games. Of these, 11 are wins (of which 1 narrow wins), 4 are draws and 19 are defeats (of which 6 narrow defeats). Oliver has scored 76 goals (2.24 per game, the median was 2.0). Oliver has received 97 goals (2.85 per game, the median was 3.0). The highest win was with 5 goals difference. The highest loss was with 7 goals difference.

### Series

The longest winning streak lasted 4 games. The longest losing streak lasted 5 games. The longest streak without a win lasted 5 games. There were 2 longest streaks without a loss lasted 6 games.

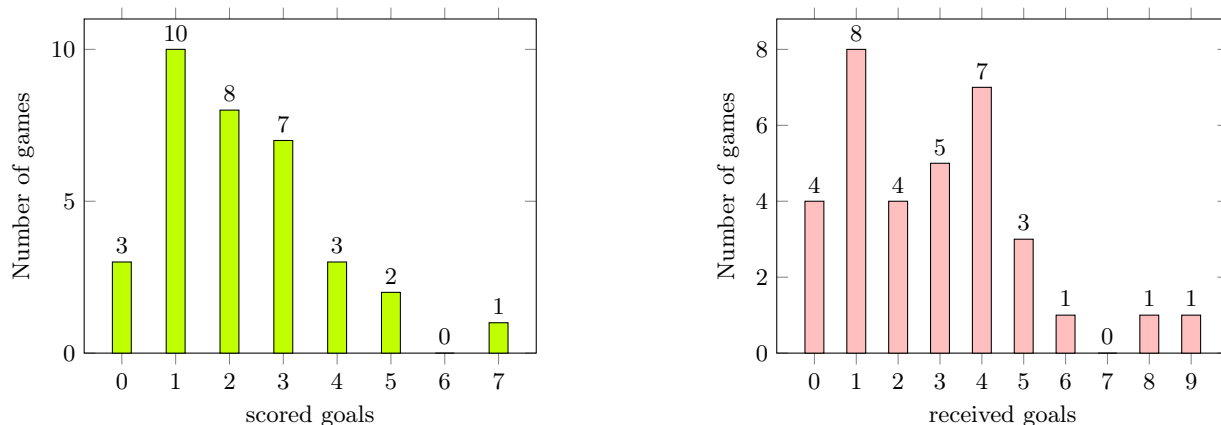


Figure 87: Number of games with goals scored and goals received by Oliver

Table 92: Games of Oliver

Player	Result	$\Delta$ Glicko	$\Sigma(\Delta$ Glicko)
Kimberg, Anton	2 : 4	-1	
Bernhauser, Erik	2 : 3	46	45
Целуйко, Артём	1 : 8	-3	42
Gruncl, Ondřej	0 : 4	-17	25
Kurzemnieks, Krišjānis	3 : 1	190	215
Kubica, Miloslav	2 : 4	-5	210
Kraus, Vladimír	2 : 3	42	252
Kasnar, Vojtěch	3 : 1	79	331
Chylík ml., Jiří	1 : 6	-3	328
Разкевич, Михайло	1 : 2	20	348
Plešák, Pavel	1 : 5	-7	341
Matýsek, Jakub	2 : 3	31	372
Matýsek, Daniel	0 : 4	-5	367
Kubáč, Jiří	5 : 2	4	371
Holub, Petr	1 : 5	-13	358
Kalniņš, Rainers	4 : 9	0	358
Hudec, Karol	1 : 1	48	406
Vacke, Vojtěch	3 : 4	-21	385
Hrnčář, Radek	1 : 1	13	398
Sedláček, Josef	3 : 0	68	466
Moravec ml., Michael	3 : 3	11	477
Remeika, Gintautas	2 : 4	-18	459
Pohořalý, Pavel	1 : 3	-15	444
Hansson, Jan-Olof	4 : 1	37	481
Jerabek, Daniel	2 : 1	13	494

Table 92: (Continuation)

Player	Result	$\Delta$ Glicko	$\Sigma(\Delta$ Glicko)
Klazar, Petr	5 : 1	22	516
Zemņickis, Jānis	4 : 0	25	541
Moravec St., Martin	1 : 1	-1	540
Saulītis, Renārs	2 : 0	22	562
Herold, Adam	1 : 2	-6	556
Разкевич, Михайло	3 : 5	-11	545
Werner, Filip	7 : 2	4	549
Nechutný, Hýnek	0 : 4	-16	533
Kasnar, Vojtěch	3 : 0	6	539

## Tabara, Oskar

The Glicko value of Oskar has changed from 1,024 to 1,573. The RD changed from 206 to 73 and the volatility from 59.440 to 58.680.

Oskar has played 34 games. Of these, 11 are wins (of which 4 narrow wins), 5 are draws and 18 are defeats (of which 8 narrow defeats). Oskar has scored 66 goals (1.94 per game, the median was 2.0). Oskar has received 97 goals (2.85 per game, the median was 2.0). The highest win was with 4 goals difference. The highest loss was with 9 goals difference.

### Series

The longest losing streak lasted 6 games. The longest streak without a win lasted 6 games. The longest streak without a loss lasted 3 games.

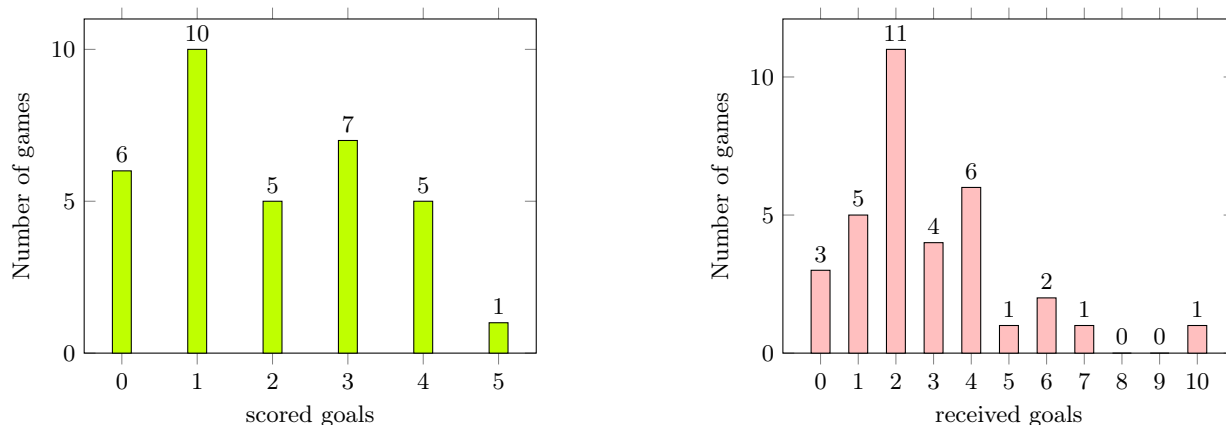


Figure 88: Number of games with goals scored and goals received by Oskar

Table 93: Games of Oskar

Player	Result	$\Delta$ Glicko	$\Sigma(\Delta$ Glicko)
Remeika, Gintautas	3 : 2	167	
Thomas, Simon	1 : 2	51	218
Hermansson, Gustaf	4 : 1	214	432
Reķis, Jēkabs	2 : 5	-1	431
Pikl, Václav	0 : 6	-7	424
Nádvorník, Martin	5 : 4	-3	421
Kopřiva, Adam	2 : 2	30	451
Jerabek, Daniel	2 : 2	-7	444
Janouškovec, Jan	0 : 4	-20	424
Fuchs, Petr	1 : 3	-3	421
Janouškovec, Pavel	4 : 0	21	442
Príhoda, Ludek	3 : 1	42	484
Hrnčíř, Radek	1 : 2	-17	467
Kraus, Vojtěch	0 : 6	-9	458
Kahoun ml., Tomáš	1 : 2	7	465
Saulītis, Mikus	2 : 3	10	475
Nilsson, Eddie	1 : 10	-1	474
Kurka, Josef	3 : 4	4	478
Gruncl, Ondřej	3 : 1	24	502
Ševr, Miloš	1 : 2	1	503
Кондрашевський, Любомир	3 : 1	29	532
Kurzemnieks, Krišjānis	0 : 4	-16	516
Pala, Aleš	1 : 0	12	528
Marek, František	1 : 7	-17	511
Hudec, Karol	3 : 3	10	521

Table 93: (Continuation)

Player	Result	$\Delta$ Glicko	$\Sigma(\Delta$ Glicko)
Dion, Martin	4 : 4	5	526
Vácha, Jiří	1 : 3	-7	519
Lopaur, Zdeněk	0 : 2	-6	513
Janouškovec, Jan	3 : 2	15	528
Gripp, Annika	4 : 2	21	549
Zupančič, Domen	0 : 1	-8	541
Príhoda, Ludek	1 : 2	-4	537
Holub, Lukáš	2 : 0	11	548
Vomáčka, Roman	4 : 4	1	549

## Thomas, Simon

The Glicko value of Simon has changed from 1,849 to 1,884. The RD changed from 63 to 50 and the volatility from 26.256 to 26.067.

Simon has played 37 games. Of these, 20 are wins (of which 5 narrow wins), 3 are draws and 14 are defeats (of which 3 narrow defeats). Simon has scored 126 goals (3.41 per game, the median was 3.0). Simon has received 101 goals (2.73 per game, the median was 3.0). The highest win was with 7 goals difference. The highest loss was with 6 goals difference.

### Series

The longest winning streak lasted 7 games. The longest losing streak lasted 4 games. The longest streak without a win lasted 4 games. The longest streak without a loss lasted 7 games.

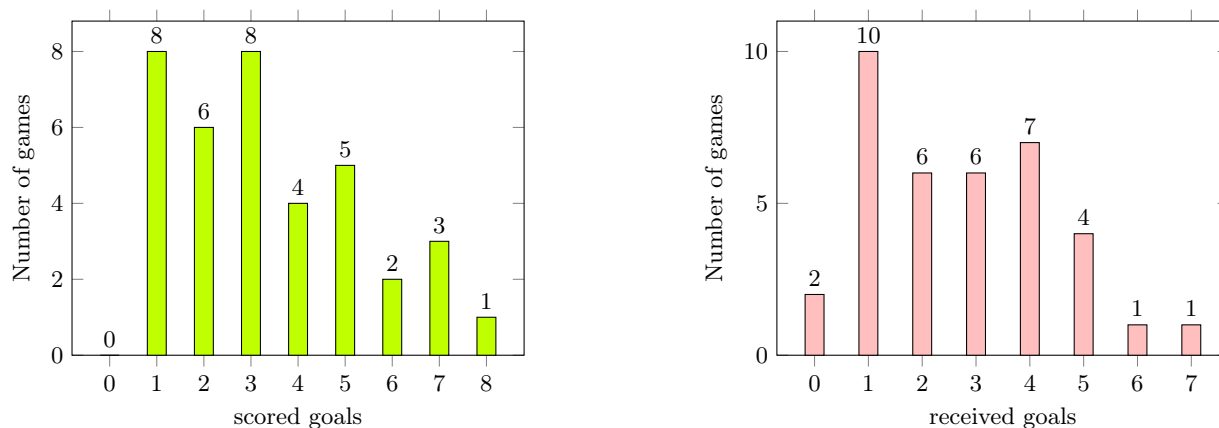


Figure 89: Number of games with goals scored and goals received by Simon

Table 94: Games of Simon

Player	Result	$\Delta\text{Glicko}$	$\Sigma(\Delta\text{Glicko})$
Fuchs, Petr	1 : 4	-8	
Tabara, Oskar	2 : 1	-4	-12
Janouškovec, Pavel	7 : 2	1	-11
Príhoda, Ludek	6 : 0	7	-4
Hrnčář, Radek	3 : 1	2	-2
Kraus, Vojtěch	4 : 4	-3	-5
Kahoun ml., Tomáš	3 : 2	6	1
Saulītis, Mikus	3 : 4	-2	-1
Nilsson, Eddie	1 : 6	-2	-3
Hermansson, Gustaf	1 : 5	-9	-12
Reķis, Jēkabs	4 : 3	12	0
Pikl, Václav	5 : 1	8	8
Nádvořík, Martin	7 : 0	1	9
Kopřiva, Adam	2 : 1	5	14
Jerabek, Daniel	5 : 1	2	16
Janouškovec, Jan	7 : 1	3	19
Remeika, Gintautas	2 : 1	0	19
Henttonen, Ville	2 : 3	-4	15
Božič, Anže	1 : 3	-6	9
Lasmanis, Gints	1 : 5	-4	5

Table 94: (Continuation)

Player	Result	$\Delta$ Glicko	$\Sigma(\Delta$ Glicko)
Ležík, Matej	1 : 4	-5	0
Маганцев, Евгений	5 : 3	15	15
Kalniņš, Sandis	2 : 4	-7	8
Kobrlé, Michal	1 : 7	-3	5
Naglis, Edgars	1 : 5	-3	2
Nilsson, Henrik	4 : 2	10	12
Стороженко, Гліб	4 : 2	10	22
Bucek, Tomáš	3 : 1	9	31
Månsson, Truls	3 : 4	-3	28
Šurýn, Antonín	3 : 3	-1	27
Rjavec, Bernard	5 : 1	8	35
Vomáčka, Jonáš	3 : 5	-10	25
Karlsson, Bie	5 : 1	5	30
Dion, Till	8 : 2	9	39
Škrlep, Nejc	2 : 4	-9	30
Touš, Michal	3 : 3	1	31
Pommerenke, Ralph	6 : 2	4	35

## Touš, Michal

The Glicko value of Michal has changed from 1,874 to 1,888. The RD changed from 70 to 59 and the volatility from 48.485 to 46.293.

Michal has played 37 games. Of these, 16 are wins (of which 5 narrow wins), 8 are draws and 13 are defeats (of which 6 narrow defeats). Michal has scored 129 goals (3.49 per game, the median was 3.0). Michal has received 105 goals (2.84 per game, the median was 3.0). The highest win was with 9 goals difference. The highest loss was with 5 goals difference.

### Series

The longest winning streak lasted 3 games. There were 2 longest winning streaks. The longest losing streak lasted 3 games. The longest streak without a win lasted 5 games. There were 2 longest streaks without a win. The longest streak without a loss lasted 5 games. There were 2 longest streaks without a loss.

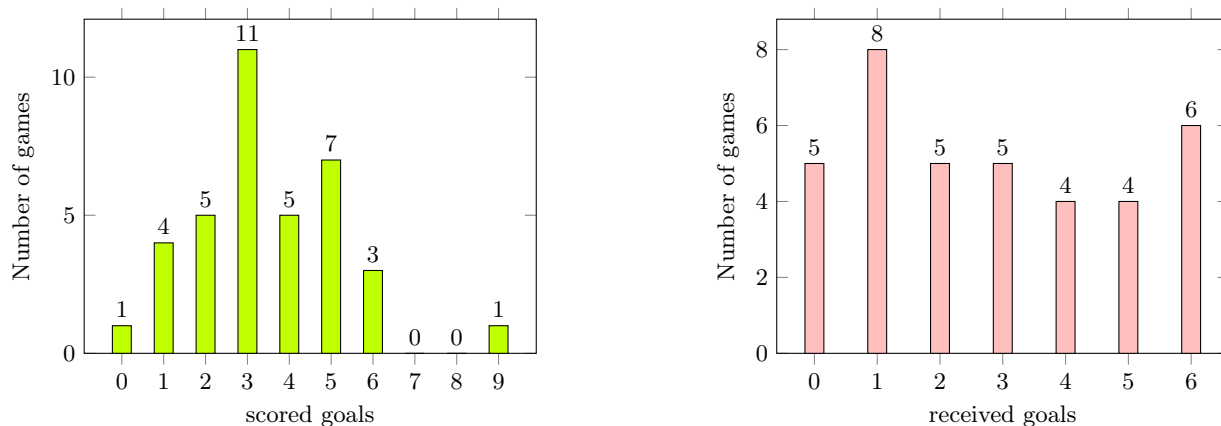


Figure 90: Number of games with goals scored and goals received by Michal

Table 95: Games of Michal

Player	Result	$\Delta$ Glicko	$\Sigma(\Delta$ Glicko)
Klazar, Petr	4 : 1	2	
Henttonen, Ville	1 : 6	-13	-11
Dion, Till	2 : 3	-6	-17
Vácha, Jiří	3 : 2	3	-14
Pošík ml., Jiří	9 : 0	0	-14
Škrlep, Nejc	3 : 3	-1	-15
Pohořalý, Pavel	3 : 2	-2	-17
Матанцев, Евгений	3 : 2	16	-1
Lasmanis, Gints	5 : 6	-1	-2
Božič, Anže	6 : 0	16	14
Gripp, Annika	5 : 1	5	19
Holub, Lukáš	1 : 2	-15	4
Pommerenke, Ralph	3 : 1	8	12
Sedláček, Josef	6 : 1	4	16
Pernica, Vít	5 : 0	1	17
Ležík, Matej	2 : 6	-8	9
Karlsson, Bie	4 : 0	10	19
Rjavec, Bernard	3 : 3	0	19
Vomáčka, Jonáš	4 : 1	8	27
Bucek, Tomáš	0 : 5	-13	14

Table 95: (Continuation)

Player	Result	$\Delta$ Glicko	$\Sigma(\Delta$ Glicko)
Månsson, Truls	2 : 5	-9	5
Šurýn, Antonín	4 : 5	-7	-2
Fuchs, Petr	1 : 1	1	-1
Píkl, Václav	1 : 1	-2	-3
Kahoun ml., Tomáš	5 : 1	9	6
Kopřiva, Adam	5 : 0	9	15
Kraus, Vojtěch	5 : 4	2	17
Naglis, Edgars	2 : 4	-5	12
Nilsson, Henrik	3 : 6	-9	3
Стороженко, Гліб	4 : 4	2	5
Kalniņš, Sandis	2 : 2	2	7
Kobrlé, Michal	6 : 5	11	18
Nilsson, Eddie	3 : 3	8	26
Hermansson, Gustaf	3 : 4	-4	22
Reķis, Jēkabs	3 : 6	-6	16
Thomas, Simon	3 : 3	0	16
Saulītis, Mikus	5 : 6	-2	14

## Vacke, Vojtěch

The Glicko value of Vojtěch has changed from 1,450 to 1,441. The RD changed from 119 to 73 and the volatility from 60.000 to 57.853.

Vojtěch has played 34 games. Of these, 9 are wins (of which 5 narrow wins), 5 are draws and 20 are defeats (of which 4 narrow defeats). Vojtěch has scored 70 goals (2.06 per game, the median was 2.0). Vojtěch has received 143 goals (4.21 per game, the median was 3.0). The highest win was with 5 goals difference. The highest loss was with 14 goals difference.

### Series

The longest losing streak lasted 12 games. The longest streak without a win lasted 12 games. The longest streak without a loss lasted 5 games.

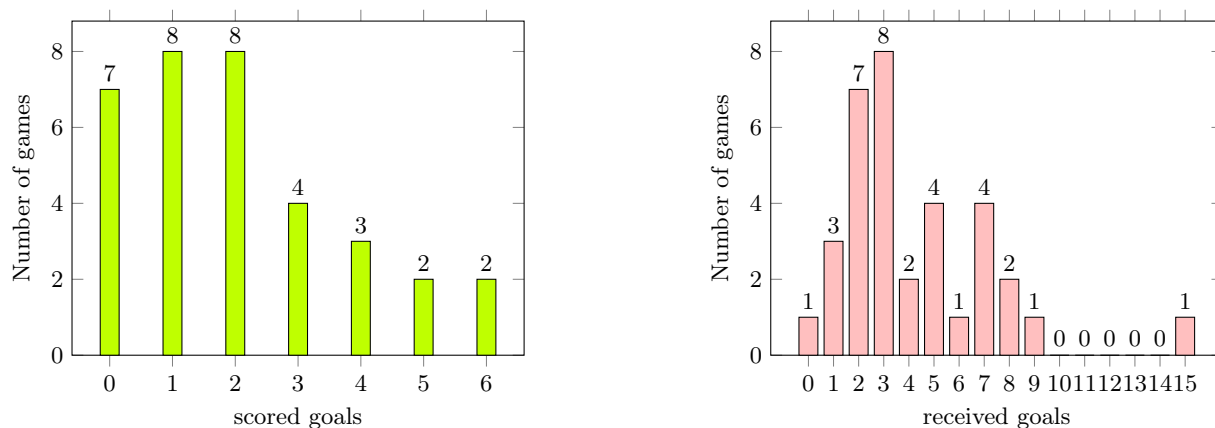


Figure 91: Number of games with goals scored and goals received by Vojtěch

Table 96: Games of Vojtěch

Player	Result	$\Delta$ Glicko	$\Sigma(\Delta$ Glicko)
Стороженко, Гліб	0 : 5	-6	
Hansson, Jan-Olof	0 : 4	-29	-35
Lopaur, Zdeněk	1 : 2	11	-24
Vomáčka, Jonáš	0 : 5	-9	-33
Šurýn, Antonín	2 : 8	-7	-40
Nilsson, Henrik	2 : 7	-3	-43
Kalniņš, Sandis	0 : 8	-3	-46
Zupančič, Domen	0 : 5	-30	-76
Moravec ml., Michael	2 : 3	-4	-80
Vomáčka, Roman	1 : 4	-15	-95
Bucek, Tomáš	1 : 7	-2	-97
Kobrlé, Michal	2 : 9	-1	-98
Stanzelova, Vera	1 : 0	0	-98
Rjavec, Bernard	4 : 3	36	-62
Naglis, Edgars	1 : 15	0	-62
Månsson, Truls	1 : 7	-3	-65
Kadlec, Daniel	2 : 1	3	-62
Tabara, Oliver	4 : 3	9	-53
Saulītis, Renārs	2 : 7	-23	-76
Herold, Adam	2 : 3	3	-73

Table 96: (Continuation)

Player	Result	$\Delta$ Glicko	$\Sigma(\Delta$ Glicko)
Разкевич, Михайло	0 : 3	-8	-81
Werner, Filip	2 : 2	-12	-93
Nechutný, Hynek	3 : 3	12	-81
Kasnar, Vojtěch	3 : 3	-7	-88
Zemgickis, Jānis	5 : 2	26	-62
Moravec St., Martin	1 : 1	5	-57
Moravec ml., Michael	1 : 2	-2	-59
Remeika, Gintautas	3 : 3	10	-49
Pohořalý, Pavel	3 : 2	18	-31
Hansson, Jan-Olof	6 : 1	20	-11
Jerabek, Daniel	0 : 5	-17	-28
Klazar, Petr	5 : 2	13	-15
Hrnčář, Radek	6 : 2	15	0
Sedláček, Josef	4 : 6	-9	-9

## Vomáčka, Jonáš

The Glicko value of Jonáš has changed from 1,717 to 1,805. The RD changed from 101 to 68 and the volatility from 57.001 to 54.637.

Jonáš has played 37 games. Of these, 16 are wins (of which 4 narrow wins), 2 are draws and 19 are defeats (of which 6 narrow defeats). Jonáš has scored 116 goals (3.14 per game, the median was 3.0). Jonáš has received 104 goals (2.81 per game, the median was 3.0). The highest win was with 8 goals difference. The highest loss was with 4 goals difference.

### Series

The longest winning streak lasted 4 games. The longest losing streak lasted 9 games. The longest streak without a win lasted 9 games. The longest streak without a loss lasted 4 games.

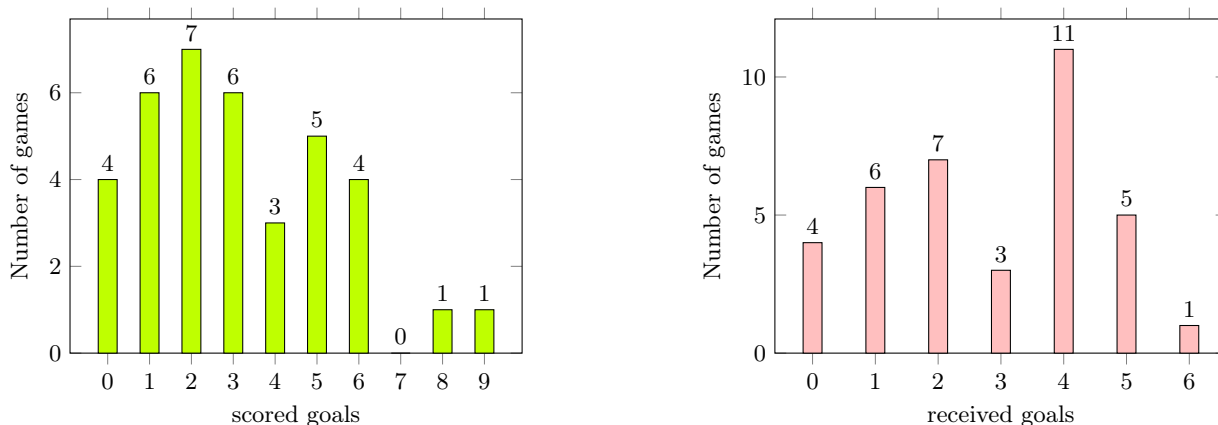


Figure 92: Number of games with goals scored and goals received by Jonáš

Table 97: Games of Jonáš

Player	Result	$\Delta$ Glicko	$\Sigma(\Delta$ Glicko)
Vomáčka, Roman	4 : 0	9	
Bucek, Tomáš	1 : 5	-16	-7
Kobrlé, Michal	6 : 4	48	41
Vacke, Vojtěch	5 : 0	7	48
Stanzelova, Vera	9 : 1	3	51
Rjavec, Bernard	2 : 5	-16	35
Naglis, Edgars	0 : 4	-5	30
Månsson, Truls	1 : 2	0	30
Kadlec, Daniel	6 : 3	2	32
Hansson, Jan-Olof	6 : 0	9	41
Lopaur, Zdeněk	3 : 2	14	55
Šurýn, Antonín	5 : 2	24	79
Nilsson, Henrik	4 : 5	0	79
Kalniņš, Sandis	2 : 4	-13	66
Zupančič, Domen	5 : 1	6	72
Moravec ml., Michael	6 : 1	7	79
Стороженко, Гліб	3 : 5	-11	68
Pommerenke, Ralph	2 : 1	7	75
Touš, Michal	1 : 4	-13	62
Škrlep, Nejc	2 : 3	-5	57
Dion, Till	2 : 4	-11	46
Karlsson, Bie	3 : 4	-7	39
Božič, Anže	3 : 5	-6	33
Lasmanis, Gints	0 : 4	-4	29
Ležík, Matej	1 : 4	-6	23

Table 97: (Continuation)

Player	Result	$\Delta$ Glicko	$\Sigma(\Delta$ Glicko)
Матанцев, Евгений	4 : 6	-2	21
Henttonen, Ville	1 : 2	-1	20
Saulītis, Mikus	3 : 2	16	36
Nilsson, Eddie	2 : 2	13	49
Hermansson, Gustaf	2 : 4	-8	41
Reķis, Jēkabs	0 : 1	3	44
Thomas, Simon	5 : 3	19	63
Kraus, Vojtěch	3 : 0	13	76
Kopřiva, Adam	8 : 2	13	89
Kahoun ml., Tomáš	0 : 4	-13	76
Pikl, Václav	1 : 1	0	76
Fuchs, Petr	5 : 4	12	88

## Vomáčka, Roman

The Glicko value of Roman has changed from 1,418 to 1,586. The RD changed from 125 to 71 and the volatility from 57.311 to 54.620.

Roman has played 34 games. Of these, 10 are wins (of which 3 narrow wins), 10 are draws and 14 are defeats (of which 3 narrow defeats). Roman has scored 70 goals (2.06 per game, the median was 2.0). Roman has received 87 goals (2.56 per game, the median was 2.0). The highest win was with 6 goals difference. The highest loss was with 5 goals difference.

### Series

The longest losing streak lasted 3 games. The longest streak without a win lasted 7 games. The longest streak without a loss lasted 7 games.

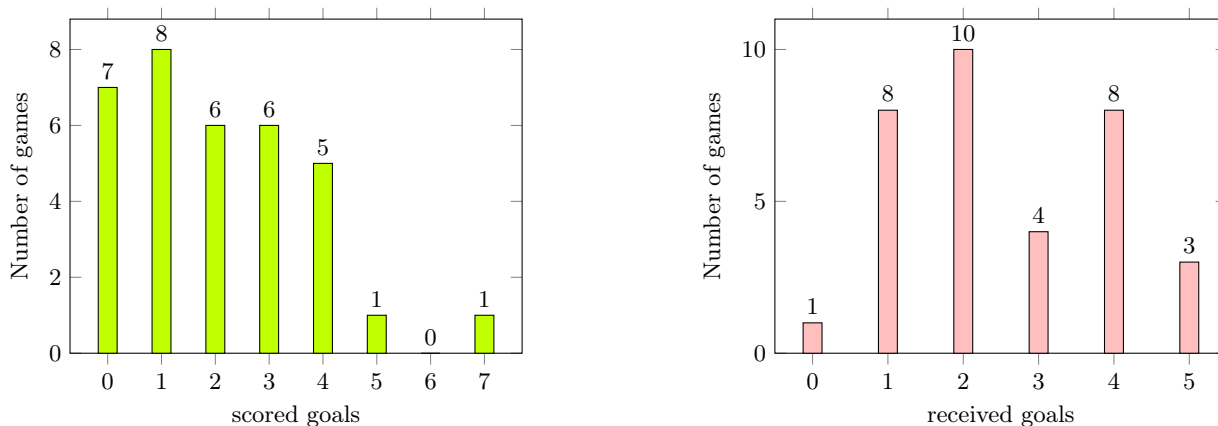


Figure 93: Number of games with goals scored and goals received by Roman

Table 98: Games of Roman

Player	Result	$\Delta$ Glicko	$\Sigma(\Delta$ Glicko)
Vomáčka, Jonáš	0 : 4	-13	
Šurýn, Antonín	3 : 1	72	59
Nilsson, Henrik	2 : 4	-5	54
Kalniņš, Sandis	0 : 5	-5	49
Zupančič, Domen	5 : 2	29	78
Moravec ml., Michael	2 : 1	16	94
Стороженко, Гліб	4 : 4	25	119
Hansson, Jan-Olof	2 : 2	-4	115
Lopaur, Zdeněk	1 : 1	19	134
Vacke, Vojtěch	4 : 1	13	147
Stanzelova, Vera	7 : 1	5	152
Rjavec, Bernard	3 : 4	5	157
Naglis, Edgars	1 : 2	10	167
Månsson, Truls	0 : 4	-6	161
Kadlec, Daniel	2 : 0	7	168
Bucek, Tomáš	1 : 5	-8	160
Kobrlé, Michal	0 : 5	-3	157
Gruncl, Ondřej	1 : 1	-3	154
Ševr, Miloš	4 : 4	10	164
Кондрашевський, Любомир	2 : 2	4	168

Table 98: (Continuation)

Player	Result	$\Delta$ Glicko	$\Sigma(\Delta$ Glicko)
Kurzemnieks, Krišjānis	3 : 3	3	171
Pala, Aleš	1 : 3	-20	151
Marek, František	3 : 2	10	161
Hudec, Karol	0 : 3	-10	151
Dion, Martin	1 : 2	-4	147
Kurka, Josef	3 : 1	23	170
Lopaur, Zdeněk	1 : 4	-7	163
Janouškovec, Jan	0 : 2	-12	151
Gripp, Annika	1 : 1	3	154
Zupančič, Domen	3 : 2	8	162
Príhoda, Ludek	4 : 2	18	180
Holub, Lukáš	2 : 2	-5	175
Tabara, Oskar	4 : 4	-1	174
Vácha, Jiří	0 : 3	-6	168

## Vácha, Jiří

The Glicko value of Jiří has changed from 1,700 to 1,864. The RD changed from 102 to 62 and the volatility from 46.416 to 44.812.

Jiří has played 41 games. Of these, 29 are wins (of which 3 narrow wins), 0 are draws and 12 are defeats (of which 5 narrow defeats). Jiří has scored 171 goals (4.17 per game, the median was 4.0). Jiří has received 95 goals (2.32 per game, the median was 2.0). The highest win was with 7 goals difference. The highest loss was with 3 goals difference.

### Series

The longest winning streak lasted 10 games. The longest losing streak lasted 4 games. There were 2 longest losing streaks. The longest streak without a win lasted 4 games. There were 2 longest streaks without a win. The longest streak without a loss lasted 10 games.

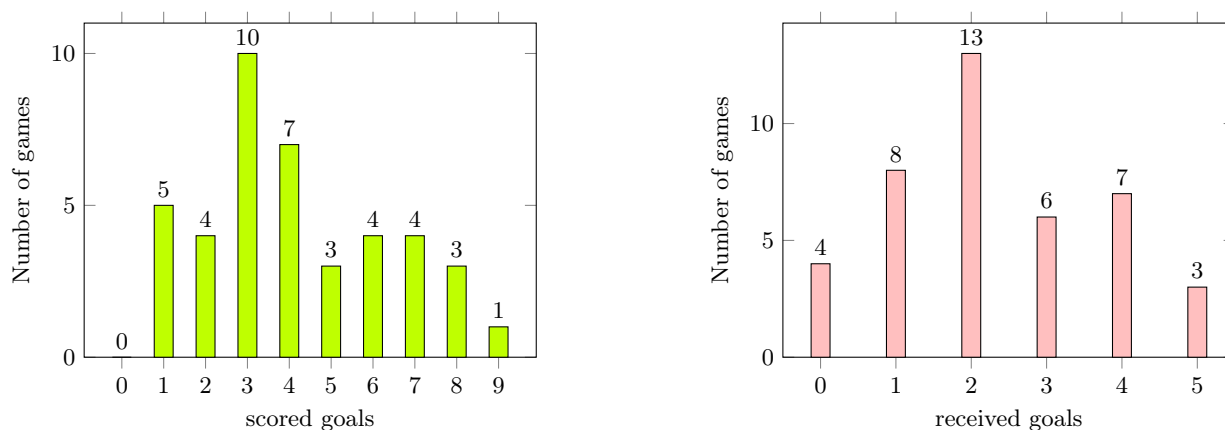


Figure 94: Number of games with goals scored and goals received by Jiří

Table 99: Games of Jiří

Player	Result	$\Delta$ Glicko	$\Sigma(\Delta$ Glicko)
Holub, Lukáš	5 : 2	10	
Pommerenke, Ralph	4 : 2	29	39
Sedláček, Josef	3 : 2	5	44
Touš, Michal	2 : 3	-5	39
Pernica, Vít	6 : 2	6	45
Ležák, Matej	1 : 4	-8	37
Karlsson, Bie	2 : 3	-5	32
Božič, Anže	2 : 5	-8	24
Gripp, Annika	1 : 4	-24	0
Pošák ml., Jiří	8 : 1	0	0
Škrlap, Nejc	1 : 3	-12	-12
Pohořalý, Pavel	3 : 5	-24	-36
Матанцев, Евгений	3 : 4	7	-29
Lasmanis, Gints	1 : 2	6	-23
Klazar, Petr	8 : 3	5	-18
Henttonen, Ville	7 : 4	28	10
Dion, Till	1 : 4	-10	0
Dion, Martin	5 : 2	16	16
Kurka, Josef	6 : 1	20	36
Gruncl, Ondřej	5 : 2	6	42

Table 99: (Continuation)

Player	Result	$\Delta$ Glicko	$\Sigma(\Delta$ Glicko)
Ševr, Miloš	2 : 0	15	57
Кондрашевський, Любомир	8 : 1	10	67
Kurzemnieks, Krišjānis	4 : 3	3	70
Pala, Aleš	6 : 2	6	76
Marek, František	4 : 1	8	84
Hudec, Karol	4 : 2	11	95
Tabara, Oskar	3 : 1	6	101
Lopaur, Zdeněk	3 : 5	-13	88
Janouškovec, Jan	3 : 1	9	97
Gripp, Annika	4 : 2	7	104
Zupančič, Domen	4 : 1	6	110
Príhoda, Ludek	9 : 4	7	117
Holub, Lukáš	6 : 3	3	120
Vomáčka, Roman	3 : 0	5	125
Hudec, Karol	7 : 2	9	134
Hudec, Karol	7 : 1	8	142
Hudec, Karol	3 : 4	-10	132
Hudec, Karol	7 : 0	8	140
Lopaur, Zdeněk	3 : 0	11	151
Lopaur, Zdeněk	4 : 2	9	160
Lopaur, Zdeněk	3 : 2	4	164

## Werner, Filip

The Glicko value of Filip has changed from 420 to 1,164. The RD changed from 350 to 123 and the volatility from 60.106 to 59.991.

Filip has played 34 games. Of these, 3 are wins (of which 1 narrow wins), 4 are draws and 27 are defeats (of which 1 narrow defeats). Filip has scored 35 goals (1.03 per game, the median was 1.0). Filip has received 164 goals (4.82 per game, the median was 4.0). The highest win was with 2 goals difference. The highest loss was with 11 goals difference.

### Series

The longest losing streak lasted 6 games. There were 2 longest losing streaks. The longest streak without a win lasted 18 games.

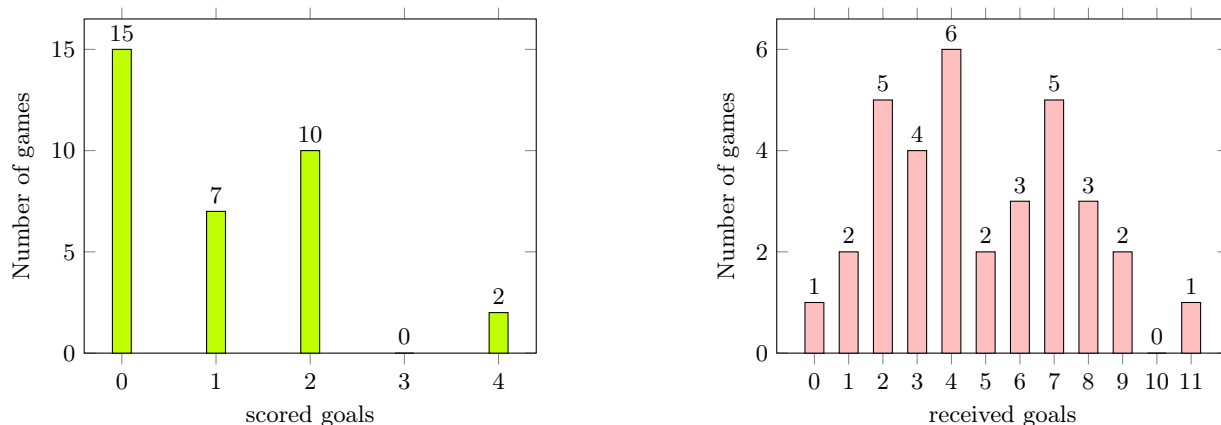


Figure 95: Number of games with goals scored and goals received by Filip

Table 100: Games of Filip

Player	Result	$\Delta$ Glicko	$\Sigma(\Delta$ Glicko)
Růžička, Tomáš	2 : 6	0	
Petr, Patrik	0 : 9	0	0
Pala, Aleš	1 : 7	-1	-1
Lahučký, Tomáš	2 : 8	-1	-2
Černocho, Miroslav	2 : 2	336	334
Saulītis, Renārs	1 : 3	-22	312
Ženíšek, Martin	1 : 6	0	312
Lebl, Kryštof	0 : 7	-1	311
Chlebo, Ondřej	2 : 2	211	522
Pošík, Vojtěch	4 : 2	103	625
Maděra, Martin	0 : 8	-1	624
Krejza, Aleš	0 : 11	-6	618
Sládek, Jakub	0 : 8	-2	616
Klazar, Matyáš	0 : 4	-2	614
Zemņickis, Jānis	0 : 0	135	749
Ševr, Miloš	0 : 5	-12	737
Dion, Martin	0 : 7	-12	725
Pohořalý, Pavel	2 : 4	-17	708
Hansson, Jan-Olof	1 : 3	-29	679
Jerabek, Daniel	2 : 7	-22	657
Klazar, Petr	1 : 4	-29	628
Vacke, Vojtěch	2 : 2	53	681
Hrnčíř, Radek	2 : 4	-18	663
Sedláček, Josef	0 : 3	-8	655
Moravec ml., Michael	0 : 6	-9	646

Table 100: (Continuation)

Player	Result	$\Delta$ Glicko	$\Sigma(\Delta$ Glicko)
Remeika, Gintautas	1 : 9	-5	641
Разкевич, Михайло	0 : 3	-4	637
Nechutný, Hynek	0 : 5	-6	631
Kasnar, Vojtěch	2 : 1	47	678
Zemgickis, Jānis	0 : 1	14	692
Moravec St., Martin	1 : 4	-11	681
Tabara, Oliver	2 : 7	-9	672
Saulītis, Renārs	4 : 2	78	750
Herold, Adam	0 : 4	-6	744

## Zemgickis, Jānis

The Glicko value of Jānis has changed from 1,533 to 1,449. The RD changed from 74 to 62 and the volatility from 48.785 to 47.306.

Jānis has played 34 games. Of these, 8 are wins (of which 5 narrow wins), 7 are draws and 19 are defeats (of which 0 narrow defeats). Jānis has scored 47 goals (1.38 per game, the median was 1.0). Jānis has received 103 goals (3.03 per game, the median was 3.5). The highest win was with 3 goals difference. The highest loss was with 6 goals difference.

### Series

The longest winning streak lasted 3 games. The longest losing streak lasted 4 games. There were 2 longest losing streaks. The longest streak without a win lasted 11 games. The longest streak without a loss lasted 3 games.

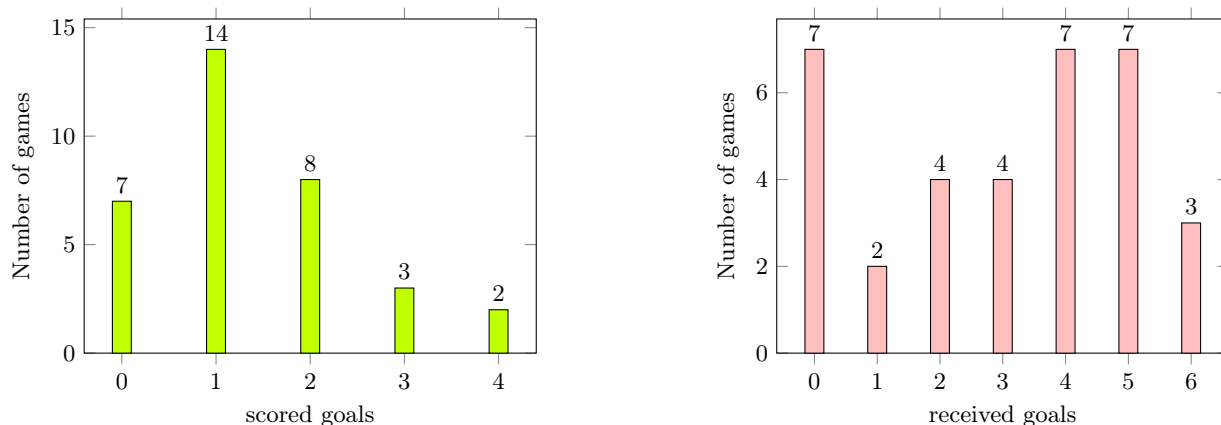


Figure 96: Number of games with goals scored and goals received by Jānis

Table 101: Games of Jānis

Player	Result	$\Delta$ Glicko	$\Sigma(\Delta$ Glicko)
Saulītis, Renārs	1 : 0	0	
Ženíšek, Martin	4 : 4	12	12
Lebl, Kryštof	1 : 3	-3	9
Chlebo, Ondřej	2 : 2	-8	1
Růžička, Tomáš	1 : 5	-6	-5
Petr, Patrik	1 : 6	-1	-6
Pala, Aleš	1 : 3	-13	-19
Lahučký, Tomáš	4 : 4	10	-9
Černoch, Miroslav	1 : 3	-2	-11
Klazar, Matyáš	2 : 5	-3	-14
Ševr, Miloš	2 : 6	-7	-21
Dion, Martin	0 : 2	-6	-27
Pošík, Vojtěch	3 : 0	0	-27
Maděra, Martin	0 : 5	-1	-28
Werner, Filip	0 : 0	-9	-37
Krejza, Aleš	1 : 5	-4	-41
Sládek, Jakub	0 : 4	-2	-43
Sedláček, Josef	0 : 5	-9	-52
Moravec ml., Michael	1 : 5	-12	-64
Remeika, Gintautas	2 : 0	19	-45
Pohořalý, Pavel	1 : 4	-8	-53
Hansson, Jan-Olof	2 : 1	6	-47
Jerabek, Daniel	3 : 2	5	-42
Klazar, Petr	2 : 0	9	-33
Vacke, Vojtěch	2 : 5	-16	-49

Table 101: (Continuation)

Player	Result	$\Delta$ Glicko	$\Sigma(\Delta$ Glicko)
Hrnčič, Radek	3 : 3	-2	-51
Tabara, Oliver	0 : 4	-11	-62
Saulītis, Renārs	1 : 4	-12	-74
Herold, Adam	2 : 2	5	-69
Разкевич, Михайло	0 : 6	-5	-74
Werner, Filip	1 : 0	-3	-77
Nechutný, Hůnek	1 : 4	-7	-84
Kasnar, Vojtěch	1 : 0	-2	-86
Moravec St., Martin	1 : 1	2	-84

## Zupančič, Domen

The Glicko value of Domen has changed from 1,386 to 1,573. The RD changed from 112 to 67 and the volatility from 45.259 to 45.021.

Domen has played 34 games. Of these, 13 are wins (of which 2 narrow wins), 3 are draws and 18 are defeats (of which 4 narrow defeats). Domen has scored 86 goals (2.53 per game, the median was 2.0). Domen has received 92 goals (2.71 per game, the median was 3.0). The highest win was with 8 goals difference. The highest loss was with 9 goals difference.

### Series

The longest winning streak lasted 3 games. The longest losing streak lasted 3 games. There were 2 longest losing streaks. The longest streak without a win lasted 3 games. There were 4 longest streaks without a win. The longest streak without a loss lasted 4 games.

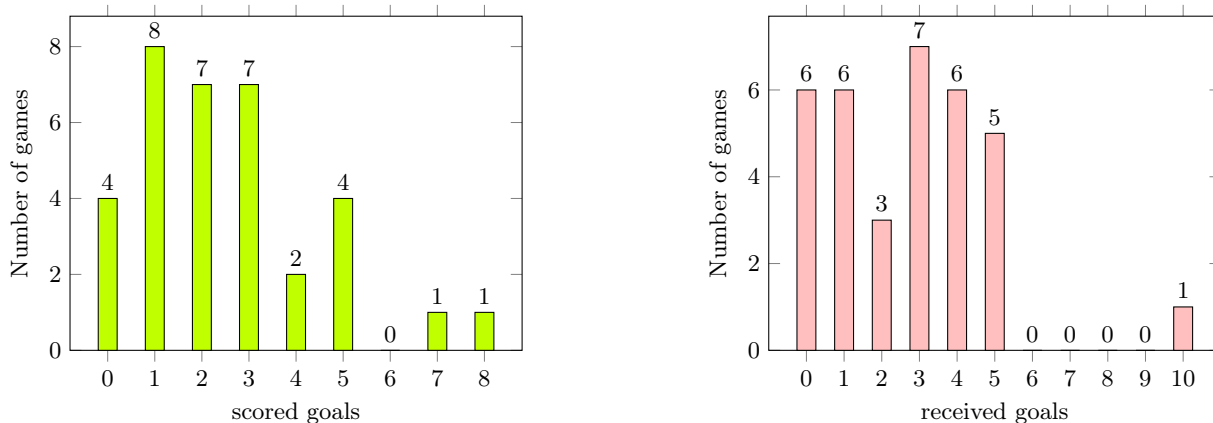


Figure 97: Number of games with goals scored and goals received by Domen

Table 102: Games of Domen

Player	Result	$\Delta$ Glicko	$\Sigma(\Delta$ Glicko)
Rjavec, Bernard	2 : 3	14	
Naglis, Edgars	1 : 4	-1	13
Månsson, Truls	3 : 4	14	27
Kadlec, Daniel	7 : 0	16	43
Vomáčka, Roman	2 : 5	-26	17
Bucek, Tomáš	3 : 5	-4	13
Kobrlé, Michal	1 : 10	-1	12
Vacke, Vojtěch	5 : 0	28	40
Stanzelova, Vera	8 : 0	11	51
Kalniņš, Sandis	0 : 0	24	75
Moravec ml., Michael	2 : 2	2	77
Стороженко, Гліб	1 : 3	-3	74
Hansson, Jan-Olof	3 : 1	25	99
Lopaur, Zdeněk	3 : 4	4	103
Vomáčka, Jonáš	1 : 5	-7	96
Šurýn, Antonín	3 : 1	37	133
Nilsson, Henrik	1 : 4	-3	130
Kurzemnieks, Krišjānis	0 : 3	-14	116
Pala, Aleš	4 : 1	25	141
Marek, František	5 : 3	23	164

Table 102: (Continuation)

Player	Result	$\Delta$ Glicko	$\Sigma(\Delta$ Glicko)
Hudec, Karol	5 : 1	26	190
Dion, Martin	2 : 4	-13	177
Kurka, Josef	3 : 0	25	202
Gruncl, Ondřej	4 : 1	11	213
Ševr, Miloš	3 : 3	5	218
Кондрашевський, Любомир	2 : 5	-14	204
Príhoda, Ludek	0 : 3	-13	191
Holub, Lukáš	5 : 2	11	202
Vomáčka, Roman	2 : 3	-8	194
Tabara, Oskar	1 : 0	7	201
Vácha, Jiří	1 : 4	-7	194
Lopaur, Zdeněk	2 : 1	15	209
Janouškovec, Jan	0 : 2	-11	198
Gripp, Annika	1 : 5	-11	187

## Černoch, Miroslav

The Glicko value of Miroslav has changed from 1,968 to 1,922. The RD changed from 100 to 60 and the volatility from 33.418 to 32.878.

Miroslav has played 42 games. Of these, 16 are wins (of which 2 narrow wins), 10 are draws and 16 are defeats (of which 3 narrow defeats). Miroslav has scored 107 goals (2.55 per game, the median was 2.0). Miroslav has received 97 goals (2.31 per game, the median was 2.0). The highest win was with 9 goals difference. The highest loss was with 6 goals difference.

### Series

The longest winning streak lasted 3 games. There were 2 longest winning streaks. The longest losing streak lasted 3 games. There were 2 longest losing streaks. The longest streak without a win lasted 6 games. The longest streak without a loss lasted 11 games.

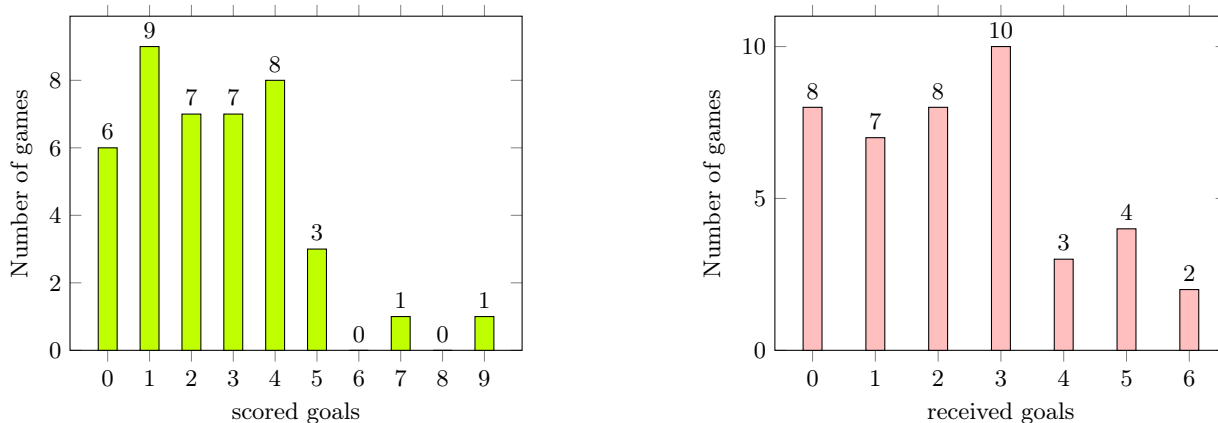


Figure 98: Number of games with goals scored and goals received by Miroslav

Table 103: Games of Miroslav

Player	Result	$\Delta$ Glicko	$\Sigma(\Delta$ Glicko)
Ševr, Miloš	3 : 2	0	
Dion, Martin	4 : 0	10	10
Pošík, Vojtěch	9 : 0	1	11
Maděra, Martin	2 : 2	7	18
Werner, Filip	2 : 2	-16	2
Krejza, Aleš	7 : 3	12	14
Sládek, Jakub	4 : 0	20	34
Klazar, Matyáš	2 : 2	-5	29
Zemņickis, Jānis	3 : 1	2	31
Chlebo, Ondřej	4 : 0	1	32
Růžička, Tomáš	5 : 1	9	41
Petr, Patrik	1 : 5	-8	33
Pala, Aleš	3 : 5	-34	-1
Lahučkový, Tomáš	0 : 1	-17	-18
Saulītis, Renārs	4 : 1	2	-16
Ženíšek, Martin	1 : 6	-22	-38
Lebl, Kryštof	2 : 2	5	-33
Matýsek, Jakub	1 : 1	1	-32
Kraus, Vladimír	4 : 0	11	-21
Целуйко, Артём	0 : 4	-20	-41

Table 103: (Continuation)

Player	Result	$\Delta$ Glicko	$\Sigma(\Delta$ Glicko)
Kubica, Miloslav	2 : 2	-1	-42
Holub, Petr	4 : 3	-1	-43
Kimberg, Anton	3 : 3	2	-41
Plešák, Pavel	1 : 1	-4	-45
Chylík ml., Jiří	0 : 3	-7	-52
Kalniņš, Rainers	0 : 5	-2	-54
Matýsek, Daniel	0 : 3	-13	-67
Naglis, Kristaps	3 : 3	5	-62
Šmíd, David	5 : 0	12	-50
Boštík, Michal	3 : 3	3	-47
Caics, Edgars	1 : 3	-3	-50
Larsson, Emil	2 : 3	-3	-53
Dvořáček, David	4 : 0	8	-45
Remeika, Žygimantas	3 : 1	9	-36
Jež, Robert	1 : 2	-9	-45
Herold, Kryštof	1 : 3	-11	-56
Вербицкий, Микола	4 : 2	6	-50
Nilsson, Eddie	1 : 5	-3	-53
Nilsson, Eddie	2 : 4	-3	-56
Nilsson, Eddie	5 : 0	17	-39
Nilsson, Eddie	0 : 6	-3	-42
Nilsson, Eddie	1 : 4	-4	-46

## Ševr, Miloš

The Glicko value of Miloš has changed from 1,780 to 1,716. The RD changed from 101 to 62 and the volatility from 33.885 to 33.308.

Miloš has played 34 games. Of these, 15 are wins (of which 4 narrow wins), 5 are draws and 14 are defeats (of which 4 narrow defeats). Miloš has scored 114 goals (3.35 per game, the median was 3.0). Miloš has received 100 goals (2.94 per game, the median was 3.0). The highest win was with 9 goals difference. The highest loss was with 4 goals difference.

### Series

The longest winning streak lasted 3 games. The longest losing streak lasted 4 games. The longest streak without a win lasted 4 games. The longest streak without a loss lasted 5 games.

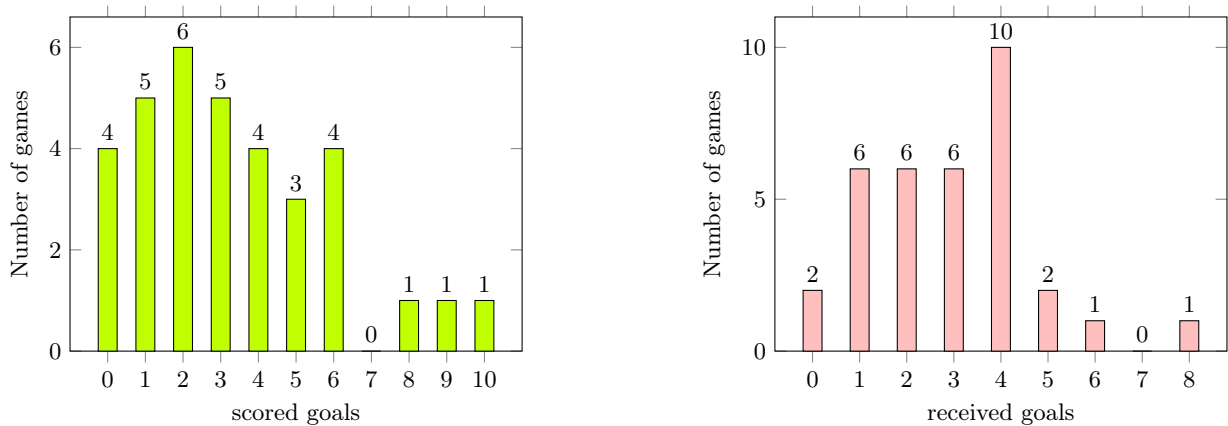


Figure 99: Number of games with goals scored and goals received by Miloš

Table 104: Games of Miloš

Player	Result	$\Delta$ Glicko	$\Sigma(\Delta$ Glicko)
Černoch, Miroslav	2 : 3	-1	
Saulītis, Renārs	2 : 3	-35	-36
Ženišek, Martin	3 : 4	-3	-39
Lebl, Kryštof	1 : 4	-10	-49
Chlebo, Ondřej	4 : 1	4	-45
Růžička, Tomáš	1 : 4	-19	-64
Petr, Patrik	1 : 4	-2	-66
Pala, Aleš	9 : 8	4	-62
Lahučký, Tomáš	6 : 3	24	-38
Sládek, Jakub	0 : 2	-9	-47
Klazar, Matyáš	2 : 6	-10	-57
Zemņickis, Jānis	6 : 2	9	-48
Dion, Martin	3 : 1	16	-32
Pošík, Vojtěch	6 : 5	-7	-39
Maděra, Martin	1 : 4	-4	-43
Werner, Filip	5 : 0	2	-41
Krejza, Aleš	2 : 2	3	-38
Holub, Lukáš	8 : 2	7	-31
Vomáčka, Roman	4 : 4	-7	-38
Tabara, Oskar	2 : 1	0	-38
Vácha, Jiří	0 : 2	-15	-53
Lopaur, Zdeněk	2 : 3	-4	-57
Janouškovec, Jan	1 : 4	-17	-74
Gripp, Annika	4 : 1	11	-63
Zupančič, Domen	3 : 3	-4	-67

Table 104: (Continuation)

Player	Result	$\Delta$ Glicko	$\Sigma(\Delta$ Glicko)
Príhoda, Ludek	5 : 4	4	-63
Hudec, Karol	6 : 4	12	-51
Dion, Martin	0 : 4	-14	-65
Kurka, Josef	5 : 5	-1	-66
Gruncl, Ondřej	3 : 3	-7	-73
Кондрашевський, Любомир	3 : 0	8	-65
Kurzemnieks, Krišjānis	0 : 2	-13	-78
Pala, Aleš	10 : 1	6	-72
Marek, František	4 : 1	8	-64

## Škrlep, Nejc

The Glicko value of Nejc has changed from 1,854 to 1,836. The RD changed from 60 to 51 and the volatility from 32.888 to 32.278.

Nejc has played 37 games. Of these, 13 are wins (of which 2 narrow wins), 8 are draws and 16 are defeats (of which 2 narrow defeats). Nejc has scored 124 goals (3.35 per game, the median was 3.0). Nejc has received 132 goals (3.57 per game, the median was 3.0). The highest win was with 9 goals difference. The highest loss was with 7 goals difference.

### Series

The longest winning streak lasted 3 games. The longest losing streak lasted 6 games. The longest streak without a win lasted 8 games. The longest streak without a loss lasted 5 games. There were 2 longest streaks without a loss.

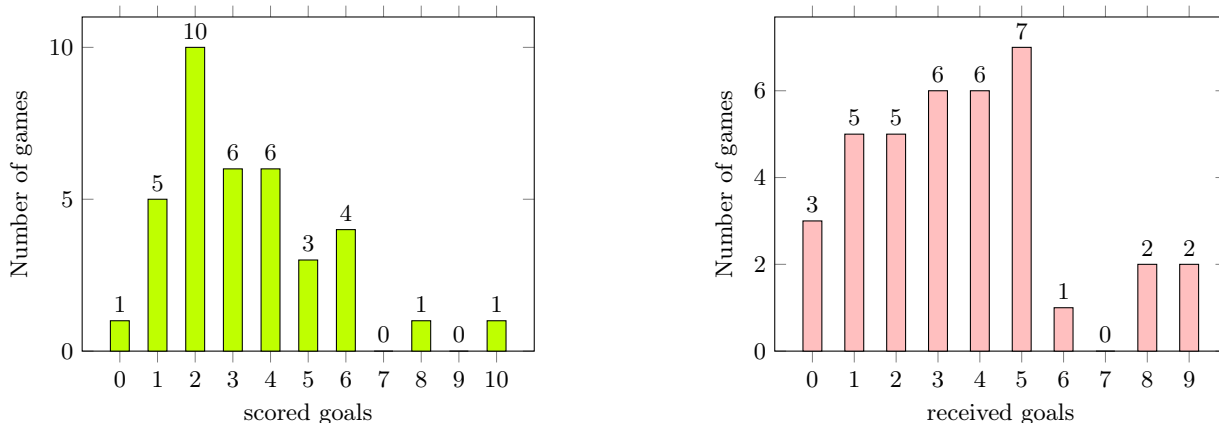


Figure 100: Number of games with goals scored and goals received by Nejc

Table 105: Games of Nejc

Player	Result	$\Delta$ Glicko	$\Sigma(\Delta$ Glicko)
Božič, Anže	2 : 4	-7	
Gripp, Annika	2 : 3	-10	-17
Holub, Lukáš	2 : 0	2	-15
Pommerenke, Ralph	2 : 1	2	-13
Sedláček, Josef	6 : 0	4	-9
Touš, Michal	3 : 3	0	-9
Pernica, Vít	10 : 1	2	-7
Ležík, Matej	0 : 4	-5	-12
Karlsson, Bie	6 : 2	9	-3
Henttonen, Ville	2 : 8	-8	-11
Dion, Till	2 : 2	1	-10
Vácha, Jiří	3 : 1	5	-5
Pošík ml., Jiří	8 : 1	0	-5
Pohořalý, Pavel	4 : 6	-14	-19
Маганцев, Евгений	2 : 9	-2	-21
Lasmanis, Gints	5 : 5	5	-16
Klazar, Petr	4 : 1	1	-15
Šurýn, Antonín	5 : 5	-1	-16
Rjavec, Bernard	2 : 4	-7	-23
Vomáčka, Jonáš	3 : 2	3	-20
Bucek, Tomáš	1 : 4	-7	-27
Månsson, Truls	6 : 0	11	-16
Pikl, Václav	4 : 2	8	-8
Kahoun ml., Tomáš	4 : 4	-1	-9
Kopřiva, Adam	3 : 3	0	-9

Table 105: (Continuation)

Player	Result	$\Delta$ Glicko	$\Sigma(\Delta$ Glicko)
Kraus, Vojtěch	6 : 3	6	-3
Fuchs, Petr	4 : 5	-2	-5
Nilsson, Henrik	3 : 3	1	-4
Стороженко, Гліб	2 : 4	-5	-9
Kalniņš, Sandis	1 : 5	-6	-15
Kobrlle, Michal	5 : 9	-2	-17
Naglis, Edgars	1 : 5	-3	-20
Hermansson, Gustaf	1 : 5	-6	-26
Reķis, Jēkabs	1 : 8	-3	-29
Thomas, Simon	4 : 2	9	-20
Saulītis, Mikus	2 : 5	-4	-24
Nilsson, Eddie	3 : 3	6	-18

## Šmíd, David

The Glicko value of David has changed from 1,963 to 1,872. The RD changed from 100 to 61 and the volatility from 40.485 to 39.539.

David has played 37 games. Of these, 15 are wins (of which 3 narrow wins), 5 are draws and 17 are defeats (of which 3 narrow defeats). David has scored 104 goals (2.81 per game, the median was 3.0). David has received 101 goals (2.73 per game, the median was 3.0). The highest win was with 8 goals difference. The highest loss was with 5 goals difference.

### Series

The longest winning streak lasted 4 games. The longest losing streak lasted 5 games. The longest streak without a win lasted 7 games. The longest streak without a loss lasted 5 games.

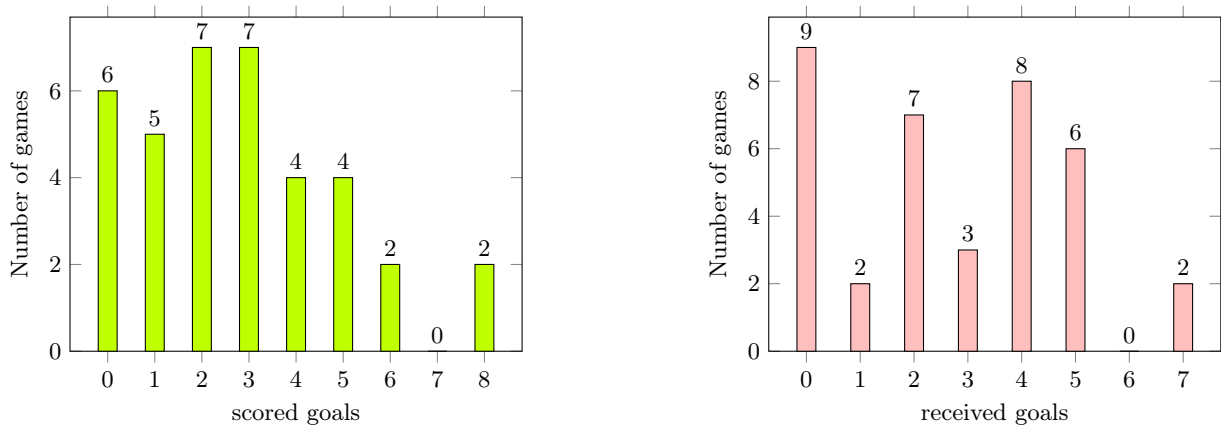


Figure 101: Number of games with goals scored and goals received by David

Table 106: Games of David

Player	Result	$\Delta$ Glicko	$\Sigma(\Delta$ Glicko)
Herold, Adam	6 : 0	7	
Dvořáček, David	2 : 3	-21	-14
Кондрашевський, Любомир	8 : 0	5	-9
Naglis, Kristaps	5 : 3	27	18
Nechutný, Hynek	2 : 0	8	26
Nádvořník, Vít	8 : 1	0	26
Marek, František	5 : 5	-17	9
Kurka, Josef	3 : 4	-13	-4
Jež, Robert	2 : 0	9	5
Gripp, Gunnar	5 : 0	5	10
Caics, Edgars	4 : 7	-7	3
Вербицкий, Микола	4 : 0	11	14
Remeika, Žygimantas	3 : 2	5	19
Moravec St., Martin	5 : 2	2	21
Larsson, Emil	1 : 1	0	21
Boštík, Michal	1 : 4	-14	7
Herold, Kryštof	2 : 5	-19	-12
Plešák, Pavel	3 : 2	3	-9
Chylík ml., Jiří	2 : 7	-10	-19
Kalniņš, Rainers	2 : 4	-3	-22

Table 106: (Continuation)

Player	Result	$\Delta$ Glicko	$\Sigma(\Delta$ Glicko)
Matýsek, Daniel	0 : 4	-16	-38
Kimberg, Anton	0 : 5	-13	-51
Lahučký, Tomáš	3 : 5	-17	-68
Lebl, Kryštof	2 : 2	5	-63
Petr, Patrik	1 : 4	-3	-66
Sládek, Jakub	4 : 0	17	-49
Maděra, Martin	0 : 2	-7	-56
Krejza, Aleš	3 : 2	2	-54
Černoch, Miroslav	0 : 5	-12	-66
Růžička, Tomáš	0 : 5	-16	-82
Klazar, Matyáš	4 : 4	1	-81
Ženíšek, Martin	1 : 2	-7	-88
Kraus, Vladimír	1 : 4	-14	-102
Matýsek, Jakub	0 : 4	-8	-110
Holub, Petr	6 : 0	6	-104
Kubica, Miloslav	3 : 3	2	-102
Целуйко, Артём	3 : 0	11	-91

## Šurýn, Antonín

The Glicko value of Antonín has changed from 1,840 to 1,833. The RD changed from 100 to 63 and the volatility from 45.584 to 44.675.

Antonín has played 37 games. Of these, 17 are wins (of which 8 narrow wins), 3 are draws and 17 are defeats (of which 4 narrow defeats). Antonín has scored 92 goals (2.49 per game, the median was 2.0). Antonín has received 109 goals (2.95 per game, the median was 3.0). The highest win was with 6 goals difference. The highest loss was with 7 goals difference.

### Series

The longest winning streak lasted 3 games. There were 2 longest winning streaks. The longest losing streak lasted 5 games. The longest streak without a win lasted 5 games. The longest streak without a loss lasted 3 games. There were 2 longest streaks without a loss.

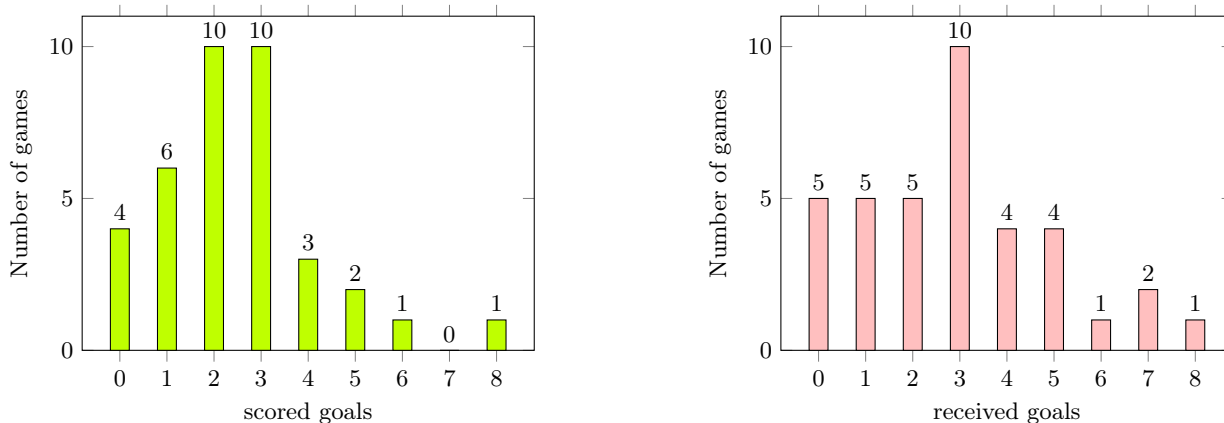


Figure 102: Number of games with goals scored and goals received by Antonín

Table 107: Games of Antonín

Player	Result	$\Delta$ Glicko	$\Sigma(\Delta$ Glicko)
Kadlec, Daniel	2 : 1	-10	
Vomáčka, Roman	1 : 3	-48	-58
Bucek, Tomáš	3 : 0	33	-25
Kobrlík, Michal	1 : 4	-7	-32
Vacke, Vojtěch	8 : 2	5	-27
Stanzelova, Vera	6 : 1	1	-26
Rjavec, Bernard	2 : 1	18	-8
Naglis, Edgars	1 : 4	-7	-15
Månsson, Truls	3 : 3	7	-8
Стороженко, Гліб	0 : 7	-15	-23
Hansson, Jan-Olof	1 : 0	-5	-28
Lopaur, Zdeněk	3 : 1	19	-9
Vomáčka, Jonáš	2 : 5	-21	-30
Nilsson, Henrik	2 : 0	26	-4
Kalniņš, Sandis	0 : 6	-13	-17
Zupančič, Domen	1 : 3	-29	-46
Moravec ml., Michael	2 : 0	5	-41
Škrlep, Nejc	5 : 5	2	-39
Dion, Till	2 : 5	-12	-51
Karlsson, Bie	3 : 0	16	-35

Table 107: (Continuation)

Player	Result	$\Delta$ Glicko	$\Sigma(\Delta$ Glicko)
Pommerenke, Ralph	4 : 3	5	-30
Touš, Michal	5 : 4	10	-20
Ležík, Matej	2 : 3	0	-20
Матанцев, Евгений	3 : 7	-4	-24
Henttonen, Ville	1 : 2	-4	-28
Božič, Anže	2 : 3	0	-28
Lasmanis, Gints	3 : 5	-4	-32
Hermansson, Gustaf	4 : 2	17	-15
Reķis, Jēkabs	0 : 4	-5	-20
Thomas, Simon	3 : 3	2	-18
Saulītis, Mikus	4 : 3	11	-7
Nilsson, Eddie	2 : 8	-2	-9
Pikl, Václav	3 : 1	12	3
Fuchs, Petr	0 : 3	-10	-7
Kraus, Vojtěch	3 : 2	3	-4
Kopřiva, Adam	3 : 2	4	0
Kahoun ml., Tomáš	2 : 3	-7	-7

## Ženíšek, Martin

The Glicko value of Martin has changed from 1,902 to 1,851. The RD changed from 53 to 47 and the volatility from 28.105 to 27.743.

Martin has played 37 games. Of these, 13 are wins (of which 5 narrow wins), 6 are draws and 18 are defeats (of which 4 narrow defeats). Martin has scored 108 goals (2.92 per game, the median was 3.0). Martin has received 140 goals (3.78 per game, the median was 3.0). The highest win was with 6 goals difference. The highest loss was with 11 goals difference.

### Series

The longest losing streak lasted 4 games. There were 2 longest losing streaks. The longest streak without a win lasted 6 games. The longest streak without a loss lasted 8 games.

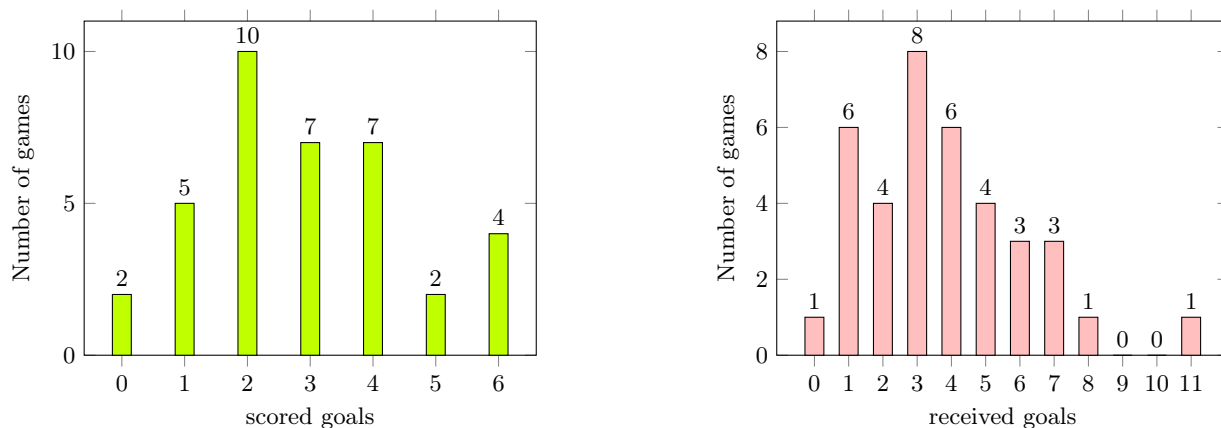


Figure 103: Number of games with goals scored and goals received by Martin

Table 108: Games of Martin

Player	Result	$\Delta$ Glicko	$\Sigma(\Delta$ Glicko)
Klazar, Matyáš	3 : 3	1	
Zemgickis, Jānis	4 : 4	-6	-5
Ševr, Miloš	4 : 3	0	-5
Dion, Martin	3 : 3	-3	-8
Pošík, Vojtěch	4 : 2	0	-8
Maděra, Martin	4 : 4	4	-4
Werner, Filip	6 : 1	0	-4
Krejza, Aleš	2 : 1	1	-3
Sládek, Jakub	0 : 4	-6	-9
Lebl, Kryštof	2 : 5	-5	-14
Chlebo, Ondřej	5 : 3	0	-14
Růžička, Tomáš	2 : 1	1	-13
Petr, Patrik	2 : 7	-1	-14
Pala, Aleš	2 : 7	-13	-27
Lahučkový, Tomáš	3 : 4	-4	-31
Černocho, Miroslav	6 : 1	8	-23
Saulītis, Renārs	5 : 3	1	-22
Целуйко, Артём	4 : 6	-8	-30
Kubica, Miloslav	1 : 6	-7	-37
Holub, Petr	3 : 2	1	-36

Table 108: (Continuation)

Player	Result	$\Delta$ Glicko	$\Sigma(\Delta$ Glicko)
Matýsek, Jakub	2 : 4	-5	-41
Kraus, Vladimír	3 : 4	-5	-46
Chylík ml., Jiří	1 : 6	-3	-49
Kalniņš, Rainers	2 : 8	0	-49
Matýsek, Daniel	3 : 3	0	-49
Kimberg, Anton	3 : 3	2	-47
Plešák, Pavel	6 : 2	7	-40
Boštík, Michal	1 : 7	-4	-44
Caics, Edgars	0 : 11	-1	-45
Larsson, Emil	2 : 5	-4	-49
Naglis, Kristaps	1 : 3	-4	-53
Šmíd, David	2 : 1	4	-49
Herold, Kryštof	2 : 5	-6	-55
Вєрбицкий, Микола	4 : 1	5	-50
Dvořáček, David	4 : 5	-4	-54
Remeika, Žygimantas	6 : 0	7	-47
Jež, Robert	1 : 2	-4	-51

## Вербицкий, Микола

The Glicko value of Микола has changed from 1,784 to 1,767. The RD changed from 56 to 50 and the volatility from 31.669 to 31.073.

Микола has played 37 games. Of these, 10 are wins (of which 5 narrow wins), 7 are draws and 20 are defeats (of which 4 narrow defeats). Микола has scored 66 goals (1.78 per game, the median was 2.0). Микола has received 105 goals (2.84 per game, the median was 2.0). The highest win was with 3 goals difference. The highest loss was with 6 goals difference.

### Series

The longest losing streak lasted 6 games. The longest streak without a win lasted 9 games. The longest streak without a loss lasted 5 games.

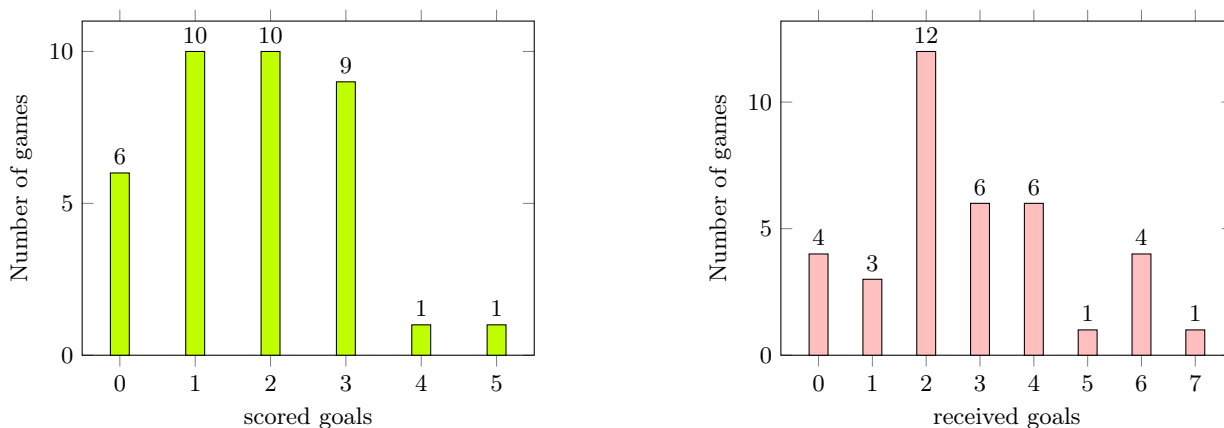


Figure 104: Number of games with goals scored and goals received by Микола

Table 109: Games of Микола

Player	Result	$\Delta$ Glicko	$\Sigma(\Delta$ Glicko)
Кондрашевський, Любомир	3 : 2	0	
Naglis, Kristaps	2 : 2	4	4
Nechutný, Hynek	0 : 0	-2	2
Nádvorník, Vít	2 : 1	-2	0
Marek, František	5 : 2	5	5
Kurka, Josef	3 : 6	-6	-1
Jež, Robert	3 : 0	8	7
Herold, Adam	3 : 2	-1	6
Dvořáček, David	3 : 3	2	8
Remeika, Žygimantas	0 : 1	-1	7
Šmíd, David	0 : 4	-5	2
Moravec St., Martin	0 : 3	-13	-11
Larsson, Emil	2 : 6	-4	-15
Boštík, Michal	1 : 4	-3	-18
Herold, Kryštof	2 : 2	3	-15
Gripp, Gunnar	2 : 2	-4	-19
Caics, Edgars	1 : 3	0	-19
Lahučký, Tomáš	3 : 0	9	-10
Maděra, Martin	2 : 3	1	-9
Sládek, Jakub	2 : 6	-3	-12

Table 109: (Continuation)

Player	Result	$\Delta$ Glicko	$\Sigma(\Delta$ Glicko)
Petr, Patrik	1 : 7	-1	-13
Lebl, Kryštof	2 : 5	-3	-16
Kraus, Vladimír	2 : 0	8	-8
Matýsek, Jakub	3 : 3	4	-4
Holub, Petr	3 : 2	3	-1
Kubica, Miloslav	1 : 4	-5	-6
Целуйко, Артём	0 : 4	-5	-11
Plešák, Pavel	1 : 2	-3	-14
Chylík ml., Jiří	1 : 3	-2	-16
Kalniņš, Rainers	1 : 6	0	-16
Matýsek, Daniel	0 : 2	-5	-21
Kimberg, Anton	4 : 2	11	-10
Krejza, Aleš	3 : 2	4	-6
Ženíšek, Martin	1 : 4	-6	-12
Klazar, Matyáš	1 : 2	0	-12
Růžička, Tomáš	1 : 1	0	-12
Černoch, Miroslav	2 : 4	-5	-17

## Кондрашевський, Любомир

The Glicko value of Любомир has changed from 1,550 to 1,556. The RD changed from 107 to 68 and the volatility from 60.000 to 57.358.

Любомир has played 34 games. Of these, 8 are wins (of which 2 narrow wins), 8 are draws and 18 are defeats (of which 3 narrow defeats). Любомир has scored 94 goals (2.76 per game, the median was 2.0). Любомир has received 133 goals (3.91 per game, the median was 3.0). The highest win was with 9 goals difference. The highest loss was with 8 goals difference.

### Series

The longest losing streak lasted 8 games. The longest streak without a win lasted 8 games. The longest streak without a loss lasted 4 games. There were 2 longest streaks without a loss.

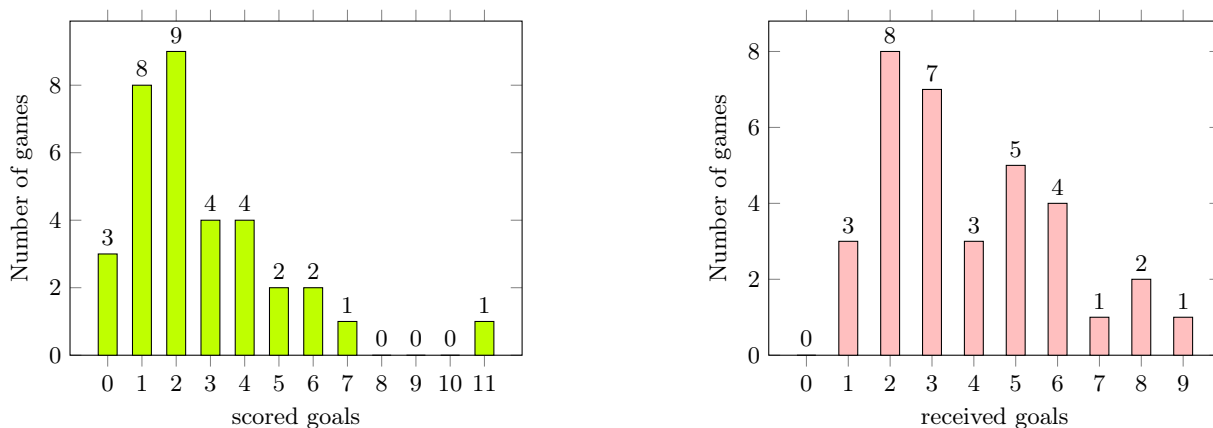


Figure 105: Number of games with goals scored and goals received by Любомир

Table 110: Games of Любомир

Player	Result	$\Delta$ Glicko	$\Sigma(\Delta$ Glicko)
Вербицкий, Микола	2 : 3	3	
Remeika, Žygimantas	2 : 5	-8	-5
Šmíd, David	0 : 8	-6	-11
Moravec St., Martin	4 : 1	20	9
Larsson, Emil	1 : 9	-5	4
Boštk, Michal	2 : 4	-4	0
Herold, Kryštof	4 : 4	20	20
Gripp, Gunnar	3 : 2	16	36
Caics, Edgars	2 : 2	24	60
Naglis, Kristaps	0 : 5	-5	55
Nechutný, Hynek	5 : 1	27	82
Nádvorník, Vít	11 : 2	2	84
Marek, František	1 : 1	-2	82
Kurka, Josef	6 : 3	32	114
Jež, Robert	4 : 5	-3	111
Herold, Adam	2 : 2	-1	110
Dvořáček, David	3 : 6	-9	101
Príhoda, Ludek	7 : 2	17	118
Holub, Lukáš	3 : 2	2	120
Vomáčka, Roman	2 : 2	-4	116

Table 110: (Continuation)

Player	Result	$\Delta$ Glicko	$\Sigma(\Delta$ Glicko)
Tabara, Oskar	1 : 3	-23	93
Vácha, Jiří	1 : 8	-12	81
Lopaur, Zdeněk	4 : 4	8	89
Janouškovec, Jan	6 : 6	0	89
Gripp, Annika	3 : 3	0	89
Zupančič, Domen	5 : 2	14	103
Marek, František	1 : 6	-18	85
Hudec, Karol	2 : 7	-11	74
Dion, Martin	2 : 6	-12	62
Kurka, Josef	1 : 5	-11	51
Gruncl, Ondřej	1 : 3	-19	32
Ševr, Miloš	0 : 3	-9	23
Kurzemieks, Krišjānis	1 : 5	-9	14
Pala, Aleš	2 : 3	-8	6

## Маганцев, Евгений

The Glicko value of Евгений has changed from 2,191 to 2,147. The RD changed from 60 to 51 and the volatility from 29.479 to 29.225.

Евгений has played 48 games. Of these, 34 are wins (of which 6 narrow wins), 5 are draws (of which 2 went to extra time) and 9 are defeats (of which 2 narrow defeats). Евгений has scored 221 goals (4.60 per game, the median was 4.5), also 1 in 2 overtimes. Евгений has received 130 goals (2.71 per game, the median was 2.0), also 1 in 2 overtimes. The highest win was with 11 goals difference. The highest loss was with 5 goals difference.

### Series

The longest winning streak lasted 7 games. There were 2 longest winning streaks. The longest streak without a win lasted 3 games. The longest streak without a loss lasted 9 games.

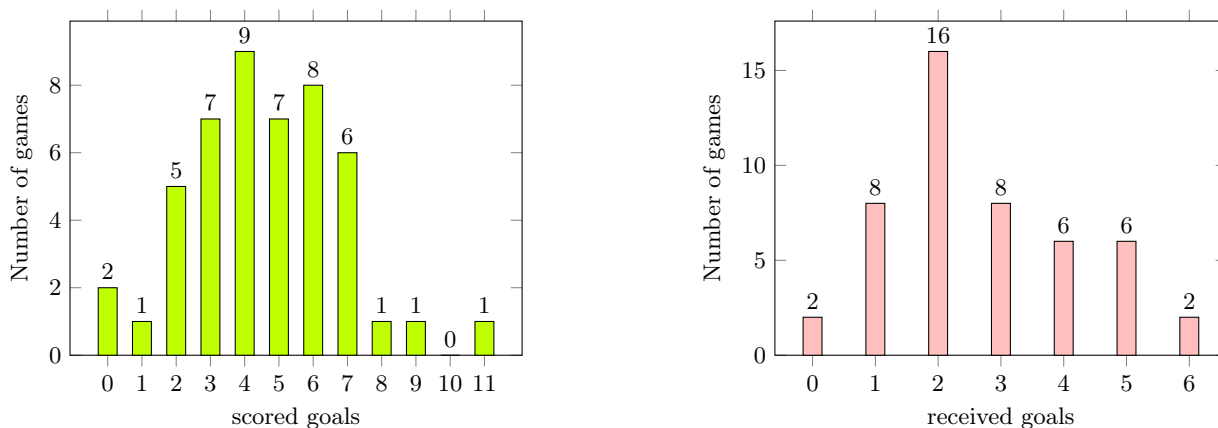


Figure 106: Number of games with goals scored and goals received by Евгений

Table 111: Games of Евгений

Player	Result	$\Delta$ Glicko	$\Sigma(\Delta$ Glicko)
Ležík, Matej	5 : 2	6	
Karlsson, Bie	4 : 2	3	9
Božič, Anže	4 : 2	4	13
Gripp, Annika	5 : 2	1	14
Holub, Lukáš	8 : 2	1	15
Pommerenke, Ralph	5 : 5	-9	6
Sedláček, Josef	3 : 1	1	7
Touš, Michal	2 : 3	-12	-5
Pernica, Vít	7 : 0	0	-5
Lasmanis, Gints	1 : 5	-13	-18
Klazar, Petr	6 : 1	0	-18
Henttonen, Ville	3 : 3	-6	-24
Dion, Till	7 : 1	3	-21
Vácha, Jiří	4 : 3	-4	-25
Pošík ml., Jiří	7 : 1	0	-25
Škrlep, Nejc	9 : 2	3	-22
Pohořalý, Pavel	11 : 0	1	-21
Reķis, Jekabs	3 : 2	2	-19
Hermansson, Gustaf	4 : 2	4	-15
Nilsson, Eddie	2 : 4	-8	-23

Table 111: (Continuation)

Player	Result	$\Delta$ Glicko	$\Sigma(\Delta$ Glicko)
Saulītis, Mikus	6 : 6	-4	-27
Thomas, Simon	3 : 5	-15	-42
Månsson, Truls	4 : 3	-1	-43
Šurýn, Antonín	7 : 3	3	-40
Rjavec, Bernard	7 : 1	3	-37
Vomáčka, Jonáš	6 : 4	2	-35
Bucek, Tomáš	5 : 6	-10	-45
Kahoun ml., Tomáš	6 : 2	2	-43
Pikl, Václav	3 : 1	3	-40
Fuchs, Petr	6 : 2	3	-37
Kraus, Vojtěch	4 : 2	2	-35
Kopřiva, Adam	2 : 1	-2	-37
Стороженко, Гліб	4 : 2	4	-33
Kalniņš, Sandis	4 : 3	-1	-34
Kobrlc, Michal	2 : 5	-9	-43
Naglis, Edgars	7 : 4	7	-36
Nilsson, Henrik	3 : 2	0	-36
Plešák, Pavel	6 : 4	3	-33
Plešák, Pavel	6 : 2	2	-31
Plešák, Pavel	5 : 4 SD	-5	-36
Plešák, Pavel	6 : 4	2	-34
Reķis, Jēkabs	5 : 2	6	-28
Reķis, Jēkabs	3 : 4 SD	-1	-29
Reķis, Jēkabs	0 : 5	-10	-39
Reķis, Jēkabs	5 : 1	7	-32
Reķis, Jēkabs	2 : 5	-9	-41
Reķis, Jēkabs	5 : 2	6	-35
Reķis, Jēkabs	0 : 3	-9	-44

## Разкевич, Михайло

The Glicko value of Михайло has changed from 1,685 to 1,672. The RD changed from 71 to 59 and the volatility from 46.520 to 44.907.

Михайло has played 39 games. Of these, 21 are wins (of which 6 narrow wins), 3 are draws (one of which went to extra time) and 15 are defeats (of which 4 narrow defeats). Михайло has scored 125 goals (3.21 per game, the median was 3.0), plus none in overtime. Михайло has received 95 goals (2.44 per game, the median was 3.0), plus one in overtime. The highest win was with 8 goals difference. The highest loss was with 4 goals difference.

### Series

The longest winning streak lasted 8 games. The longest losing streak lasted 4 games. There were 2 longest losing streaks. The longest streak without a win lasted 4 games. There were 2 longest streaks without a win. The longest streak without a loss lasted 8 games.

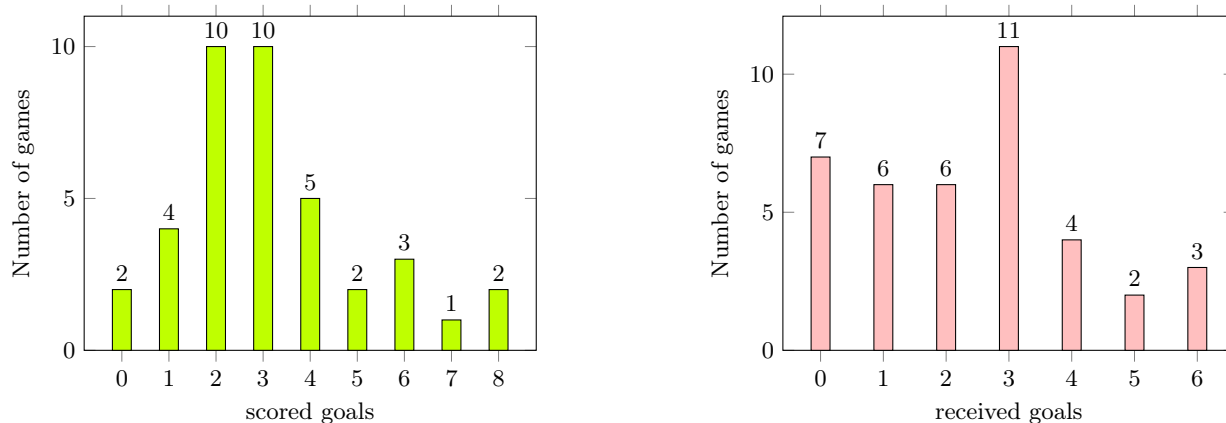


Figure 107: Number of games with goals scored and goals received by Михайло

Table 112: Games of Михайло

Player	Result	$\Delta$ Glicko	$\Sigma(\Delta$ Glicko)
Целуйко, Артём	2 : 3	-3	
Gruncl, Ondřej	2 : 3	-15	-18
Kurzemnieks, Krišjānis	0 : 3	-15	-33
Kubica, Miloslav	1 : 3	-8	-41
Kraus, Vladimír	3 : 2	13	-28
Kasnar, Vojtěch	2 : 2	-9	-37
Chylík ml., Jiří	2 : 6	-2	-39
Kimberg, Anton	1 : 4	-3	-42
Bernhauser, Erik	5 : 3	8	-34
Tabara, Oliver	2 : 1	-3	-37
Matýsek, Jakub	3 : 2	16	-21
Matýsek, Daniel	0 : 4	-5	-26
Kubáč, Jiří	8 : 0	0	-26
Holub, Petr	3 : 5	-12	-38
Kalniņš, Rainers	4 : 6	-1	-39
Hudec, Karol	1 : 4	-9	-48
Plešák, Pavel	2 : 4	-6	-54
Hansson, Jan-Olof	4 : 2	7	-47
Jerabek, Daniel	7 : 0	6	-41
Klazar, Petr	4 : 1	5	-36

Table 112: (Continuation)

Player	Result	$\Delta$ Glicko	$\Sigma(\Delta$ Glicko)
Vacke, Vojtěch	3 : 0	4	-32
Hrnčíř, Radek	6 : 0	5	-27
Sedláček, Josef	3 : 3	-2	-29
Moravec ml., Michael	3 : 1	8	-21
Remeika, Gintautas	2 : 6	-13	-34
Pohořalý, Pavel	8 : 3	10	-24
Werner, Filip	3 : 0	1	-23
Nechutný, Hynek	4 : 2	8	-15
Kasnar, Vojtěch	6 : 0	2	-13
Zemgickis, Jānis	6 : 0	5	-8
Moravec St., Martin	3 : 1	5	-3
Tabara, Oliver	5 : 3	6	3
Saulītis, Renārs	4 : 3	0	3
Herold, Adam	3 : 5	-13	-10
Herold, Adam	2 : 3	-6	-16
Herold, Adam	2 : 3	-5	-21
Herold, Adam	3 : 2	4	-17
Herold, Adam	2 : 1	5	-12
Herold, Adam	1 : 2 SD	-1	-13

## Стороженко, Гліб

The Glicko value of Гліб has changed from 1,897 to 1,967. The RD changed from 62 to 52 and the volatility from 36.792 to 36.091.

Гліб has played 46 games. Of these, 24 are wins (of which 2 narrow wins), 9 are draws (one of which went to extra time) and 13 are defeats (of which 2 narrow defeats). Гліб has scored 153 goals (3.33 per game, the median was 3.0), plus one in overtime. Гліб has received 122 goals (2.65 per game, the median was 2.0), plus none in overtime. The highest win was with 8 goals difference. The highest loss was with 7 goals difference.

### Series

The longest winning streak lasted 9 games. The longest losing streak lasted 4 games. The longest streak without a win lasted 6 games. The longest streak without a loss lasted 11 games.

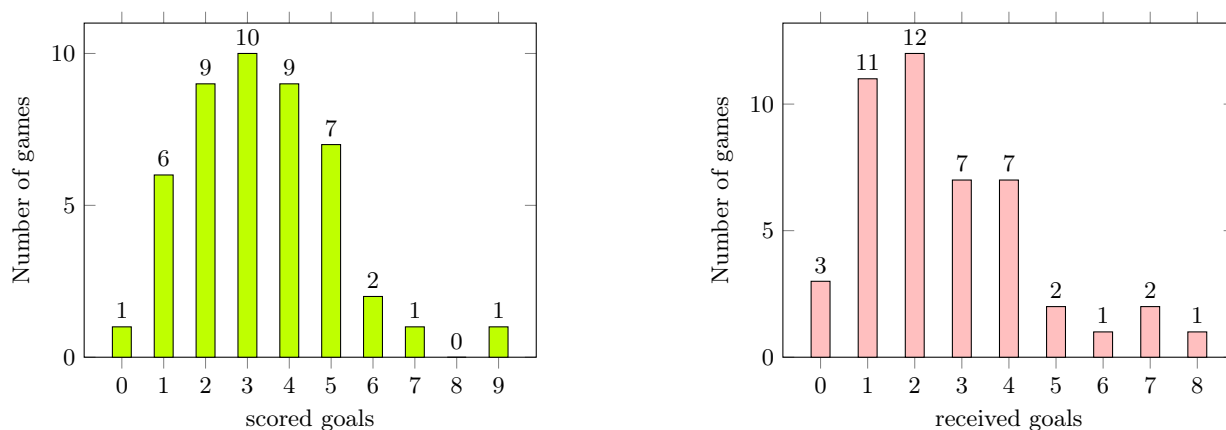


Figure 108: Number of games with goals scored and goals received by Гліб

Table 113: Games of Гліб

Player	Result	$\Delta$ Glicko	$\Sigma(\Delta$ Glicko)
Vacke, Vojtěch	5 : 0	2	
Stanzelova, Vera	9 : 1	1	3
Rjavec, Bernard	3 : 1	10	13
Naglis, Edgars	2 : 7	-5	8
Månsson, Truls	4 : 1	12	20
Kadlec, Daniel	6 : 2	1	21
Vomáčka, Roman	4 : 4	-8	13
Bucek, Tomáš	5 : 3	9	22
Kobrlé, Michal	5 : 3	15	37
Šurýn, Antonín	7 : 0	7	44
Nilsson, Henrik	2 : 2	1	45
Kalniņš, Sandis	1 : 5	-10	35
Zupančič, Domen	3 : 1	1	36
Moravec ml., Michael	4 : 1	2	38
Hansson, Jan-Olof	3 : 1	1	39
Lopaur, Zdeněk	3 : 2	1	40
Vomáčka, Jonáš	5 : 3	6	46
Kahoun ml., Tomáš	3 : 1	7	53
Kopřiva, Adam	4 : 2	6	59
Kraus, Vojtěch	4 : 2	6	65

Table 113: (Continuation)

Player	Result	$\Delta$ Glicko	$\Sigma(\Delta$ Glicko)
Fuchs, Petr	4 : 0	8	73
Pikl, Václav	1 : 1	-4	69
Reķis, Jēkabs	1 : 1	3	72
Hermansson, Gustaf	2 : 4	-10	62
Nilsson, Eddie	3 : 1	15	77
Saulītis, Mikus	1 : 5	-9	68
Thomas, Simon	2 : 4	-11	57
Dion, Till	2 : 4	-9	48
Škrlep, Nejc	4 : 2	6	54
Touš, Michal	4 : 4	-2	52
Pommerenke, Ralph	5 : 2	4	56
Karlsson, Bie	6 : 1	5	61
Матанцев, Евгений	2 : 4	-4	57
Ležík, Matej	1 : 2	-3	54
Lasmanis, Gints	3 : 3	4	58
Božič, Anže	3 : 3	1	59
Henttonen, Ville	2 : 2	-1	58
Maděra, Martin	5 : 3	11	69
Maděra, Martin	3 : 2	7	76
Maděra, Martin	5 : 2	10	86
Maděra, Martin	2 : 3	-2	84
Maděra, Martin	3 : 2 SD	2	86
Kobrlé, Michal	1 : 4	-4	82
Kobrlé, Michal	4 : 6	-4	78
Kobrlé, Michal	3 : 8	-4	74
Kobrlé, Michal	0 : 7	-4	70

## Целуйко, Артём

The Glicko value of Артём has changed from 1,809 to 1,856. The RD changed from 101 to 63 and the volatility from 45.447 to 44.295.

Артём has played 37 games. Of these, 17 are wins (of which 3 narrow wins), 5 are draws and 15 are defeats (of which 2 narrow defeats). Артём has scored 120 goals (3.24 per game, the median was 3.0). Артём has received 113 goals (3.05 per game, the median was 3.0). The highest win was with 12 goals difference. The highest loss was with 13 goals difference.

### Series

The longest winning streak lasted 5 games. The longest losing streak lasted 5 games. The longest streak without a win lasted 10 games. The longest streak without a loss lasted 6 games.

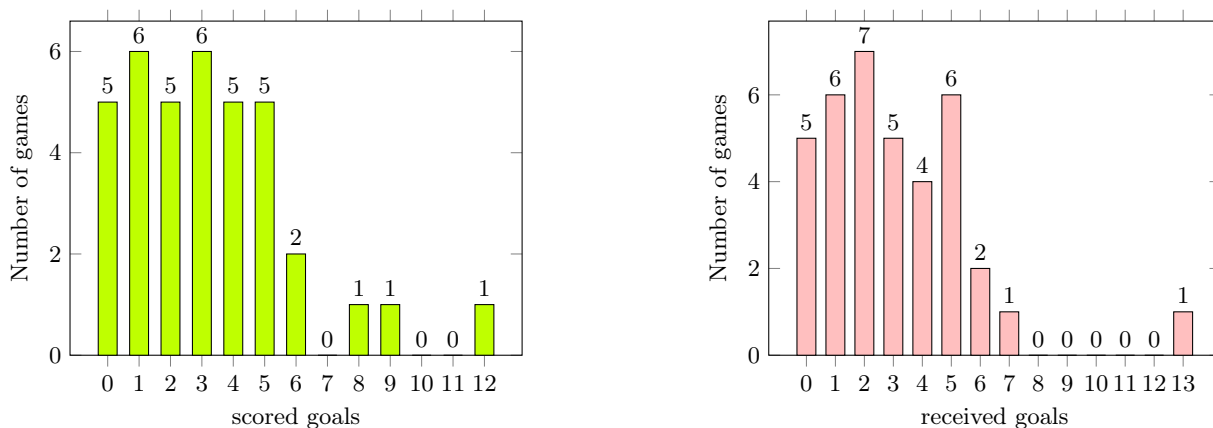


Figure 109: Number of games with goals scored and goals received by Артём

Table 114: Games of Артём

Player	Result	$\Delta$ Glicko	$\Sigma(\Delta$ Glicko)
Разкевич, Михайло	3 : 2	4	
Plešák, Pavel	2 : 5	-23	-19
Tabara, Oliver	8 : 1	0	-19
Matýsek, Jakub	3 : 1	40	21
Matýsek, Daniel	2 : 5	-18	3
Kubáč, Jiří	12 : 0	0	3
Holub, Petr	6 : 2	14	17
Kalniņš, Rainers	5 : 5	20	37
Hudec, Karol	2 : 2	-8	29
Bernhauser, Erik	9 : 1	6	35
Gruncl, Ondřej	1 : 2	-26	9
Kurzemnieks, Krišjānis	5 : 0	10	19
Kubica, Miloslav	1 : 6	-17	2
Kraus, Vladimír	2 : 1	11	13
Kasnar, Vojtěch	3 : 0	2	15
Chylík ml., Jiří	1 : 6	-7	8
Kimberg, Anton	3 : 4	-2	6
Ženíšek, Martin	6 : 4	19	25
Krejza, Aleš	1 : 1	-2	23
Černocho, Miroslav	4 : 0	20	43

Table 114: (Continuation)

Player	Result	$\Delta$ Glicko	$\Sigma(\Delta$ Glicko)
Růžička, Tomáš	4 : 2	13	56
Klazar, Matyáš	0 : 2	-12	44
Herold, Kryštof	5 : 4	10	54
Jež, Robert	5 : 2	10	64
Remeika, Žygimantas	4 : 1	14	78
Dvořáček, David	5 : 3	11	89
Вербицкий, Микола	4 : 0	8	97
Lebl, Kryštof	3 : 3	5	102
Petr, Patrik	1 : 5	-3	99
Sládek, Jakub	1 : 4	-10	89
Maděra, Martin	0 : 3	-6	83
Lahučký, Tomáš	3 : 3	0	83
Boštík, Michal	0 : 5	-9	74
Caics, Edgars	0 : 13	-2	72
Larsson, Emil	2 : 5	-8	64
Naglis, Kristaps	4 : 7	-6	58
Šmíd, David	0 : 3	-11	47